

Original Research Article

Response of Integrated Nutrient Management on Soil Properties of Green gram (*Vigna radiata* L.) var. Samrat

ABSTRACT

The field experiment was conducted at central research farm Soil Science and Agricultural Chemistry, SHUATS Prayagraj, (U.P.) on sandy loam soil to see response of Integrated nutrient management on soil properties of green gram (*Vigna radiata* L.) var. Samrat during Zaid season of 2022. There are nine treatment combinations were comprised in randomized block design with three replications. The soil samples were taken in two depth (0-15 cm & 15-30 cm) for analysis. The results showed that the application of NPK, Vermicompost and neem cake had a significant and non-significant effect on soil physico-chemical properties. The maximum bulk density 1.53 and 1.52 Mg⁻³, particle density 2.60 Mg m⁻³ and 2.61 Mg m⁻³, pH (7.33 and 7.35) and EC 0.33 and 0.32 dS m⁻¹ was recorded in T₁ (Absolute control) at 0-15 and 15-30 cm depth respectively. Similarly, the maximum percentage pore space 48.82 and 48.16%, water holding capacity 45.20 and 44.75%, percentage organic carbon 0.52 and 0.50%, available nitrogen 286.66 and 285.66 kg ha⁻¹, phosphorus 29.60 and 28.85 kg ha⁻¹ and potassium 192.74 and 191.87 kg ha⁻¹ was recorded in T₉ [100 % NPK + 100 % Vermicompost + 100 % NC]

Keywords: Soil parameters, vermicompost, neem cake, green gram.

INTRODUCTION

Green gram (*Vigna radiata* L.), commonly known as mung bean, is a highly valued legume crop cultivated extensively in India. Its rich protein content, digestibility, and diverse nutritional benefits make green gram a crucial component of the predominantly vegetarian Indian diet. Pulses are generally cultivated on marginal and sub marginal lands of low soil fertility where little attention is paying to adequate fertilization, which has resulted in deterioration of soil health and low crop productivity (Saravanan *et al.*, 2013). It is the high time to cultivate pulses crops scientifically with increasing area (Patel *et al.*, 2013)

However, achieving optimal yield levels in green gram cultivation remains a challenge due to inadequate nutrient management practices, imbalanced fertilization, and limited utilization of organic resources. The sustainable management of soil fertility plays a vital role in enhancing crop productivity and ensuring long-term agricultural sustainability. Integrated Nutrient Management (INM) is an approach that integrates the use of both organic and inorganic

nutrient sources to optimize nutrient availability, promote soil health, and improve crop yields. In the case of green gram cultivation, the combination of organic amendments, such as vermicompost and neem cake, along with conventional NPK fertilizers, has the potential to enhance soil properties and contribute to increased crop productivity. Vermicompost, produced through the decomposition of organic waste by earthworms, is a nutrient-rich organic amendment known for its positive effects on soil health and fertility. It improves soil structure, enhances nutrient availability, and promotes beneficial microbial activity, ultimately leading to improved plant growth and productivity. Neem cake, derived from the seeds of the neem tree (*Azadirachta indica*), is another organic amendment with significant nutrient content. Neem cake not only enriches the soil with essential nutrients but also exhibits natural pesticide properties, protecting the crop from various soil-borne pathogens and pests. Nutrient management strategies should be aimed at achieving the twin goals of fertilizer economy and sustainability. The negligence to the conservation and use of organic sources for nutrients has not only exhausted soil nutrient reserves, but also resulted in an imbalance among the available nutrients, leading to soil problems. Integration of inorganic and organic sources such as vermicompost, poultry manure, farm yard manure and their efficient management has shown promise in sustaining the productivity and soil health, besides meeting part of crop nutrient requirement (**Chaudhary *et al.*, 2014**).

This research paper aims to investigate the response of integrated nutrient management, incorporating vermicompost, neem cake, and NPK fertilizers, on soil properties of green gram. The study will focus on evaluating the effects of these nutrient sources on soil nutrient content, pH, organic matter content, and soil microbial activity. Additionally, crop performance parameters such as plant height, number of branches, flowering, pod development, and grain yield will be assessed. Field experiments will be conducted in representative green gram-growing regions Uttar Pradesh of India, encompassing diverse agroclimatic conditions. Different combinations and levels of vermicompost, neem cake, and NPK fertilizers will be tested to determine the most effective and efficient nutrient management practices for maximizing green gram yield while ensuring soil health and sustainability. The outcomes of this research endeavour are expected to provide valuable insights into the potential benefits of integrating vermicompost, neem cake, and NPK fertilizers in green gram cultivation. By elucidating the impacts on soil properties and crop productivity, this study aims to facilitate evidence-based decision-making for farmers, policymakers, and researchers to adopt sustainable and efficient nutrient management strategies, ultimately enhancing the profitability and sustainability of green gram production.

MATERIALS AND METHODS

The field experiment was conducted at Research Farm of Soil Science and Agricultural Chemistry at Sam Higginbottom University of Agriculture Technology and Sciences, Prayagraj. It is situated at 25°24'23" N latitude, 81°50'38" Longitude and at the altitude of 98 meter above the sea level. There are nine treatment combination were comprised in randomized block design with three replications. Healthy seeds of green gram variety Samrat were sown 30×45 cm spacing in sandy loam soil. The recommended doses of NPK were applied @ 20:40:20 kg ha⁻¹. The graded level of NPK were applied through Urea, Diammonium phosphate and Murate of potash. Half dose of nitrogen and full dose of phosphorus and potassium were applied basally at the time of sowing. The soil samples were collected randomly from the experimental field to ascertain the nutrient status of each plot at 0-15 and 15-30 cm depth. The size of the soil sample was reduced by air-drying and crushing with the wooden hammer and then passed through a 2 mm sieve, conning and quartering to prepare the composite soil sample for physical and chemical analysis.

Table 1. Treatment combination for green gram

Treatment	Treatment Combination
T ₁	[Absolute control]
T ₂	[RDF @ 0 % + Vermicompost @ 50 % + NC @ 50 %]
T ₃	[RDF @ 0% + Vermicompost @ 100 % + NC @ 100 %]
T ₄	[RDF @ 50 % + Vermicompost @ 00 % + NC @ 00 %]
T ₅	[RDF @ 50 % + Vermicompost @ 50 % + NC @ 50 %]
T ₆	[RDF @ 50 % + Vermicompost @ 100 % + NC @ 100 %]
T ₇	[RDF @ 100 % + Vermicompost @ 00 % + NC @ 00 %]
T ₈	[RDF @ 100 % + Vermicompost @ 50 % + NC @ 50 %]
T ₉	[RDF @ 100 % + Vermicompost @ 100 % + NC @ 100 %]

RESULTS AND DISCUSSION

Effect on Soil Physical Properties

The interaction effect of NPK, Vermicompost and neem cake on the bulk density of soil after crop harvest was also found significant. The maximum bulk density 1.53 and 1.52 Mgm⁻³ of soil was revealed at 0-15 and 15-30 cm depth in T1 (0 % NPK + 0 % Vermicompost + 0 %

NC) and minimum bulk density 1.17 and 1.17 Mgm^{-3} of soil was found in T9 (100 % NPK + 100 % Vermicompost + 100 % NC). The interaction effect/response of NPK, Vermicompost and neem cake on the Particle density of soil after crop harvest was found significant. The maximum Particle density 2.60 and 2.61 Mgm^{-3} of soil was revealed at 0-15 and 15-30 cm depth in T1 (0 % NPK + 0 % Vermicompost + 0 % NC) and minimum Particle density 2.15 and 2.19 Mgm^{-3} of soil was found in T9 (100 % NPK + 100 % Vermicompost + 100 % NC). The interaction effect/response of NPK, Vermicompost and neem cake on the Pore space of soil after crop harvest was found significant. The maximum Pore space 48.82 and 48.16% of soil was revealed at 0-15 and 15-30 cm depth in T9 (100 % NPK + 100 % Vermicompost + 100 % NC) and minimum Pore space 46.02 and 45.35 % of soil was found in T1 (0 % NPK + 0 % Vermicompost + 0 % NC). The interaction effect/response of NPK, Vermicompost and neem cake on the Water Holding Capacity of soil after crop harvest was found significant. The maximum Water Holding Capacity 45.20 and 44.75 % of soil was revealed at 0-15 and 15-30 cm depth in T9 (100 % NPK + 100 % Vermicompost + 100 % NC) and minimum Water Holding Capacity 42.02 and 41.68 % of soil was found in T1 (0 % NPK + 0 % Vermicompost + 0 % NC).

Table 2: Influence of NPK, Vermicompost and neem cake on bulk density, particle density, pore space, and water holding capacity of soil.

Treatments	BD (Mg m^{-3})		PD (Mg m^{-3})		Pore space (%)		WHC (%)	
	0-15	15-30	0-15	15-30	0-15	15-30	0-15	15-30
T 1	1.53	1.52	2.60	2.61	46.02	45.35	42.02	41.68
T 2	1.48	1.47	2.5	2.54	46.34	45.67	42.44	42.10
T 3	1.44	1.43	2.46	2.47	47.19	46.33	42.76	42.42
T 4	1.37	1.36	2.35	2.36	47.19	46.52	43.41	43.08
T 5	1.36	1.35	2.31	2.33	47.38	46.71	43.83	43.49
T 6	1.29	1.28	2.27	2.29	47.65	46.98	44.123	43.78
T 7	1.25	1.24	2.23	2.26	48.12	47.74	44.46	44.12
T 8	1.21	1.206	2.19	2.23	48.28	47.62	44.87	44.48
T 9	1.17	1.17	2.15	2.19	48.82	48.16	45.20	44.75

BD- Bulk density, **PD-** Particle density and **WHC** -Water holding capacity

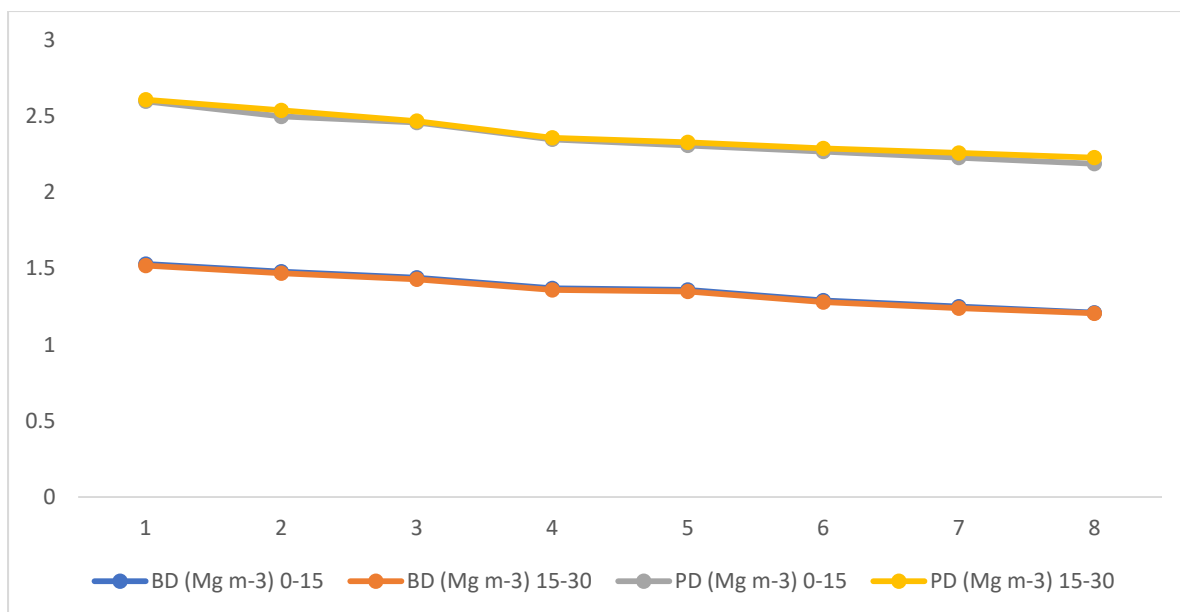


Figure 1 : The influence of NPK, Vermicompost and neem cake on the bulk density and particle density of soil after crop harvest.

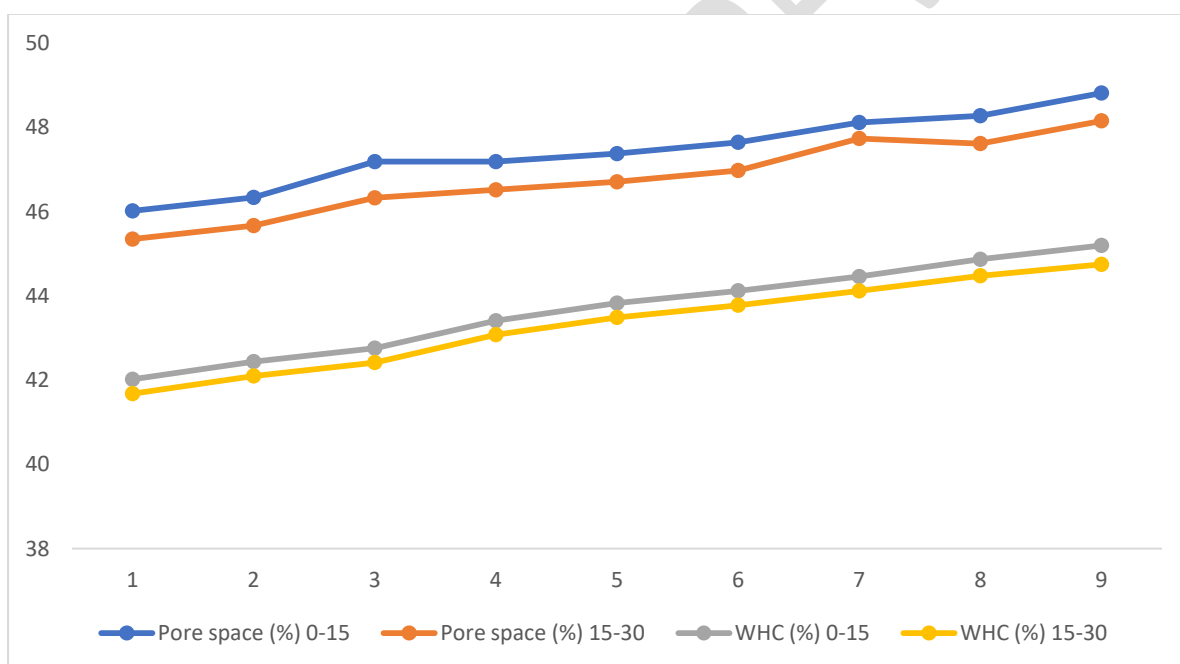


Figure 2 : The influence of NPK, Vermicompost and neem cake on the pore space(%) and water holding capacity of soil after crop harvest.

Effect on Soil Chemical Properties

The effect/response of NPK, Vermicompost and neem cake on the pH of soil after crop harvest was found significant. The maximum pH 7.33 and 7.35 of soil was revealed at 0-15 and 15-30 cm depth in T₁ [NPK @ 0 % + Vermicompost @ 0 % + NC @ 0 %] and minimum pH 6.93 and 6.94 of soil was found in T₉ [NPK @ 100 % + Vermicompost @ 100

% + NC @ 100 %]. The effect/response of NPK, Vermicompost and neem cake on the EC (dSm^{-1}) of soil after crop harvest was found significant. The maximum EC 0.33 dS m^{-1} and 0.32 dS m^{-1} of soil was revealed at 0-15 and 15-30 cm depth in T_1 [NPK @ 0% + Vermicompost @ 0 % + NC @ 0 %] and minimum EC 0.24 dS m^{-1} and 0.23 dS m^{-1} of soil was found in T_9 [NPK @ 100 % + Vermicompost @ 100 % + NC @ 100 %]. The effect/response of NPK, Vermicompost and neem cake on the % Organic carbon of soil after crop harvest was found significant. The maximum % Organic carbon 0.52 and 0.50 of soil was revealed at 0-15 and 15-30 cm depth in T_9 [NPK @ 100 % + Vermicompost @ 100 % + NC @ 100 %],and minimum % Organic carbon 0.35 and 0.34 of soil was found in T_1 [NPK @ 0 % + Vermicompost @ 0 % + NC @ 0 %]. The effect/response of NPK, Vermicompost and neem cake on the Nitrogen (Kg ha^{-1}) of soil after crop harvest was found significant. The maximum Nitrogen $286.66 \text{ Kg ha}^{-1}$ and $285.66 \text{ Kg ha}^{-1}$ of soil was revealed at 0-15 and 15-30 cm depth in T_9 [NPK @ 100 % + Vermicompost @ 100 % + NC @ 100 %],and minimum Nitrogen $262.78 \text{ Kg ha}^{-1}$ and $261.56 \text{ Kg ha}^{-1}$ of soil was found in T_1 [NPK @ 0% + Vermicompost @ 0 % + NC @ 0 %]. The interaction effect/response of NPK, Vermicompost and neem cake on the Phosphorus of soil after crop harvest was found significant. The maximum Phosphorus 29.60 Kg ha^{-1} and 28.85 Kg ha^{-1} of soil was revealed at 0-15 and 15-30 cm depth in T_9 [NPK @ 100 % + Vermicompost @ 100 % + NC @ 100 %], and minimum Phosphorus 21.25 Kg ha^{-1} and 20.12 Kg ha^{-1} of soil was found in T_1 [NPK @ 0% + Vermicompost @ 0 % + NC @ 0 %] The effect/response of NPK, Vermicompost and neem cake on the Potassium (Kg ha^{-1}) of soil after crop harvest was found significant. The maximum Potassium $192.74 \text{ Kg ha}^{-1}$ and $191.87 \text{ Kg ha}^{-1}$ of soil was revealed at 0-15 and 15-30 cm depth in T_9 [NPK @ 100 % + Vermicompost @ 100 % + NC @ 100 %] and minimum Potassium $176.10 \text{ Kg ha}^{-1}$ and $174.41 \text{ Kg ha}^{-1}$ of soil was found in T_1 [NPK @ 0% + Vermicompost @ 0 % + NC @ 0 %].

Table 3. Influence of NPK vermicompost and neem cake on pH electrical conductivity and organic carbon of soil capacity of post-harvest soil

Treatments	pH		EC (dS m^{-1})		OC (%)	
	0-15	15-30	0-15	15-30	0-15	15-30
T_1	7.33	7.35	0.33	0.32	0.35	0.34
T_2	7.30	7.32	0.32	0.31	0.37	0.35
T_3	7.26	7.28	0.31	0.30	0.4	0.38
T_4	7.25	7.25	0.31	0.30	0.41	0.39
T_5	7.22	7.23	0.29	0.29	0.43	0.41

T ₆	7.13	7.15	0.28	0.27	0.46	0.44
T ₇	7.05	7.07	0.27	0.26	0.47	0.45
T ₈	7.00	7.01	0.26	0.25	0.49	0.47
T ₉	6.93	6.94	0.24	0.23	0.52	0.50

EC- electrical conductivity, OC- organic carbon

Table 4. Influence of NPK vermicompost and neem cake on available nitrogen phosphorus and potassium of soil capacity of post-harvest soil

Treatments	N (kg ha ⁻¹)		P ₂ O ₅ (kg ha ⁻¹)		K ₂ O (kg ha ⁻¹)	
	0-15	15-30	0-15	15-30	0-15	15-30
T ₁	262.78	261.56	21.25	20.12	176.10	174.41
T ₂	267.66	266.52	23.16	21.95	177.04	175.80
T ₃	270.33	269.33	23.70	22.68	179.61	177.48
T ₄	277.00	276.00	24.66	23.65	179.726	179.00
T ₅	278.33	278.00	25.26	24.09	181.21	180.26
T ₆	282.00	281.33	25.81	24.86	183.27	182.52
T ₇	283.33	283.00	25.98	25.29	186.07	185.41
T ₈	285.33	284.66	28.41	27.18	188.68	187.58
T ₉	286.66	285.66	29.60	28.85	192.74	191.87

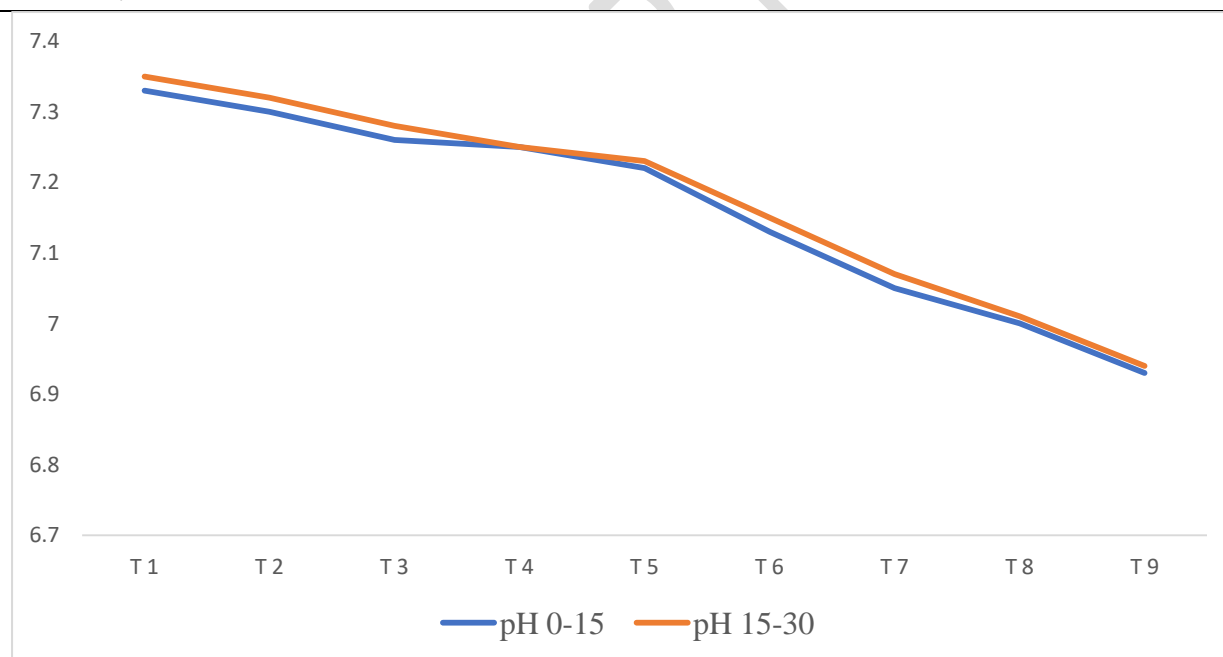


Figure. 3. The influence of NPK vermicompost and neem cake on pH 1:2.5 W/V of post harvest soil

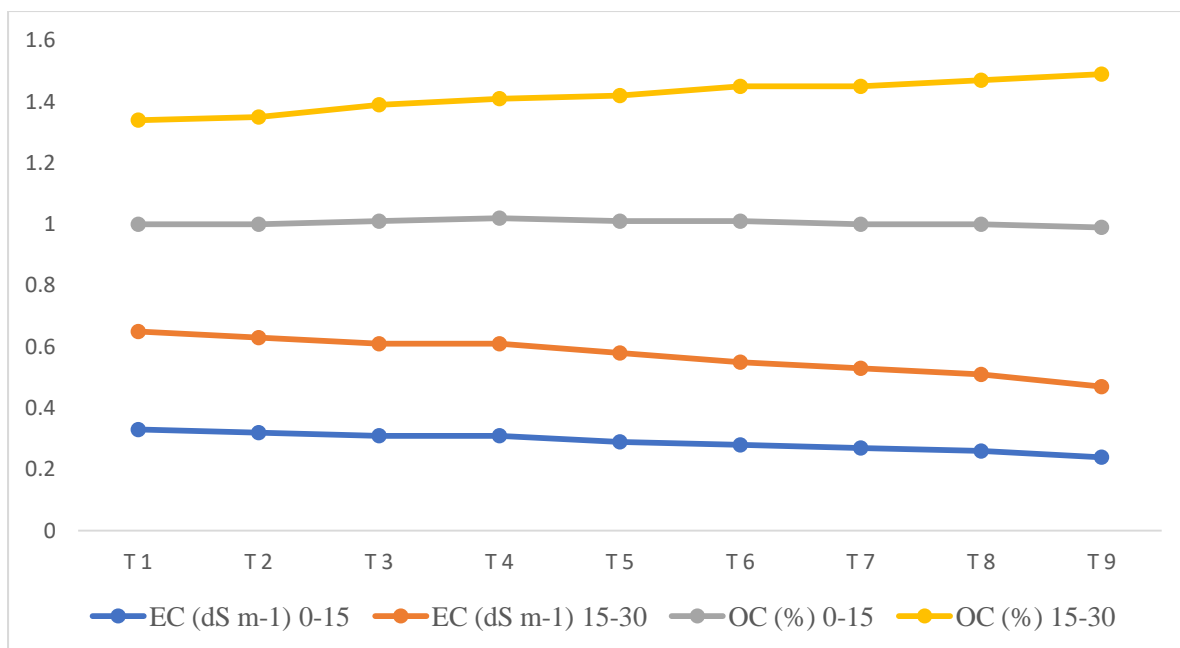


Figure. 4. The effect of NPK vermicompost and neem cake on EC and Organic Carbon of Post-harvest soil

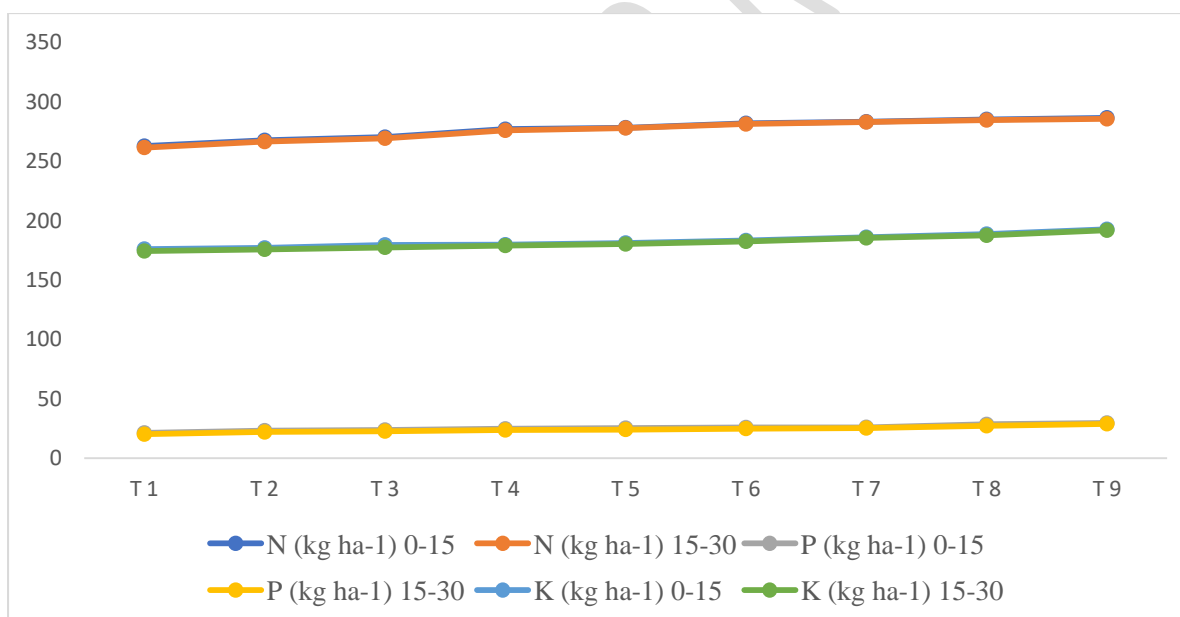


Figure. 5. The effect of NPK vermicompost and neem cake on available NPK of post-harvest soil

CONCLUSION

From results it can be concluded that the application of NPK, vermicompost and neem cake in treatment T₉ [100 % NPK + 100 % vermicompost + 100 % NC] was found to be the most effective in improving the chemical properties of soil, such as a decrease in pH, and electrical conductivity, and an increase in organic carbon and available nitrogen, phosphorus, and potassium. Similarly, the maximum plant height, nodules per plant, pods per plant, number of

branches per plant, grain and straw yield (kg ha^{-1}) and harvesting index was found in treatment T₉ [100 % NPK +100 % vermicompost +100 % NC]. The economically of different treatment concerned, the treatment T₉ [100 % NPK +100 % vermicompost +100 % NC] provides maximum gross return ₹ 124640.00 ha^{-1} , net Return of ₹ 86511.00 ha^{-1} with cost benefit ratio is 1:3.26.

REFERENCE

- Abraham, S. Jeyaseelan, Paul David Selson (2017)** To Evaluate the Efficacy of Vermicompost on Green Gram– (*Vigna radiata*. L)International Journal of Science and Research (IJSR) 2319-7064
- Bouyoucos, G.J (1927)** The hydrometer as a new method for the mechanical analysis of soil. *Soil Sci.* 23343-353.
- Chaudhary SK, Singh SP, Singh Y and Dharminder (2014)** Influence of integrated use of fertilizers and manures on SRI grown rice (*Oryza sativa*) and their residual effect on succeeding wheat (*Triticum aestivum*) in calcareous soil. *Indian Journal of Agronomy*, 59(4): 527-533.
- Das, D., RB Mallick, Soumya Jyoti Anonymous (1971)** Munsell Soil Colour chart. Munsell colour Company Inc. 2441 N, Calvert Street, Baltimore Maryland 21212, USA.
- Jackson ML.** Soil chemical analysis, Prentice Hall of India Private Limited, New Delhi; 1958.
- Kamal, Girish Goyal, SS Tomar and Lakendra Singh Gurjar (2021)** Effect of inorganic fertilizers and neem cake on the growth and yield of green gram (*Vigna radiata* L.) The Pharma Innovation Journal 10(11): 1087-1089
- Olsen SR, Cole CV, Watnahe FS, Dean LA (1954)** estimation of available phosphorous in soil by extraction with sodium bicarbonate U.S. Dept. Agr. Cric. 1954;939.
- Patel, H. R., Patel, H. F., Maheriya, V. D., and Dodia, I. N. (2013)** Response of *kharif* green gram (*Vigna radiata*) to sulphur and phosphorus fertilization with and without biofertilizer application. *The Bioscan*, 8 (1), 149-152.

Rajesh and Arun Alfred David (2017) Response of Neem Cake Rhizobium and Inorganic Fertilizer on Soil Health Growth and Yield of Green gram (*Vigna radiata* L.) var. Samrat *Int.J. Curr.Microbiol. App.Sci* 6(7): 815-821

Saravanan, P., Singh, K., and Kumar, I. (2013) Effect of organic manures and chemical fertilizers on yield and macronutrient concentrations of green gram. *International Journal of Pharmaceutical Sci. Invention*, 2 (1), 18-20.

Subbiah BV, Asija CL (1956) A rapid procedure for the estimation of available nitrogen in soil, *Current Sci.* 1956;25:259-260.

Toth SJ, Prince AL (1949) Estimation of cation exchange capacity and exchangeable Ca K and Na Content of Soil by Flame photometer technique. *Soil Sci.* 1949; 67:439-445.

Walkley A, Black CA (1947) Critical examination of rapid method for determination organic carbon in soil, effect on variation in digestion condition and of inorganic soil constituents. *Soil.* 1947;632-651.

Wilcox (1950) Electrical conductivity. *Am Water Work Assoc. J.* 42:775-776.

UNDER PEER REVIEW