

Original Research Article

Efficient Utilization of Rice Fallows in Sandy Loam Soils of Assam

ABSTRACT

During the *rabi* season of 2019-20, a field experiment was conducted at Jorhat, Assam to study the effect of integrated nutrient management (INM) practices on the efficiencies *viz.*, agronomic efficiency (AE), nutrient use efficiency (NUE), physiological efficiency (PE) and apparent recovery efficiency (ARE) and the effects of varieties and INM on economics of rapeseed and mustard in rice fallows. The experiment used three mustard varieties PM 26 (V₁), PM 27 (V₂) and NRCHB-101 (V₃) along with one rapeseed variety TS-36 (V₄) in the main plot and five INM practices *viz.*, control (No N-P-K) (F₁), 50% of the recommended dose (RD) of NPK + vermicompost (VC) @1t/ha (incubated with *Azotobacter* and PSB) applied at basal and 30 DAS (F₂), VC @ 2t/ha (incubated with *Azotobacter* and PSB) (F₃), FYM @ 2t/ha (incubated with *Azotobacter* and PSB) + quick lime @ 20 kg/ha + ash @ 2kg/ha applied at basal and 30 DAS (F₄) and RD of NPK @ 40-35-15 kg/ha (F₅) in the sub-plots and replicated thrice. The soil at the experimental site was sandy loam in nature. Results showed the highest AE (kg/kg), NUE (kg/kg), PE (kg/kg) and ARE (%) in the INM treatment of FYM @ 2t/ha (incubated with *Azotobacter* and PSB) + quick lime @ 20 kg/ha + ash @ 2kg/ha applied at basal and 30 DAS (F₄) and could be viable to the farming community. Economically variety PM 27 (V₂) produced the highest net returns of ₹40,965.11/ha with a B:C ratio of 2.34 followed by NRCHB 101(V₃) which registered a net returns of ₹38644.91/ha and B:C ratio of 2.22. In the INM practice, the highest B:C ratio of 2.74 was recorded in F₅ with a net returns of ₹45,325.00/ha followed by F₄ treatment producing a B:C ratio of 2.59 with net returns of ₹39,629.63/ha.

Keywords: Fallow, Agronomic efficiency, Nutrient use efficiency, Physiological efficiency, Apparent recovery efficiency, Rapeseed, Mustard, Economics

1. INTRODUCTION

Rice fallow areas are those in which *kharif* paddy are grown which are kept fallow in *rabi* season. Rice fallow (~11.7 million ha) is a mono-crop rice-based production system in India and mostly (82%) is concentrated in the eastern states, *i.e.* Chhattisgarh, Jharkhand, Upper Assam, Bihar, eastern Uttar Pradesh, Odisha and West Bengal [2]. Assam is traditionally rice growing state and mostly mono-cropped with *sali* (*kharif*) rice. It occupies an area of about 18.18 lakh hectares (66.92% of the net cropped area) with an average productivity of 2002 kg/ha [6]. On the other hand, efficient utilization of these rice fallows is imperative for higher land productivity and economic enhancement for farmers. This may be achieved by cultivation of *rabi* crops in these rice growing areas instead of leaving them as fallow lands during the *rabi* season. Also, targeting for area expansion in the rice fallow lands is a major

objective in improving rapeseed-mustard production, especially in Assam. It has been observed that in Assam, land after *kharif* rice, has been lying fallow or unutilized mainly due to the late harvesting of rice crop resulting from use of high yielding long duration rice varieties, viz., Ranjit, Bahadur, Gitesh, etc, lack of suitable late sown crops/varieties of *rabi* oilseed crops or difficulties in soil and nutrient management as well as scanty winter rainfall and lack of proper and efficient irrigation facilities resulting in inadequate soil moisture supply for optimum growth and development of succeeding *rabi* crops. Efficient utilization of these fallow lands may improve productivity and sustainability in the region. Inclusion of pulses, oilseeds and vegetables in the system is more beneficial than cereals after cereals, and such inclusion in a sequence changes the economics of the crop sequences [11]. There is a great challenge to the researchers, policy maker and stakeholder for extensive use of rice fallow areas in the eastern India. With appropriate crop varieties and agricultural practices, productivity of pulses and oilseeds can be improved in rice fallows [12]. And thus, promotion of pulse/oilseed crops in these unutilized lands would improve the sustainability of paddy cultivation in addition to attractive productivity and augments the income of farming community of regions [8]. The objective of the experiment was to study the effect of integrated nutrient management (INM) practices on the efficiencies viz., agronomic efficiency (AE), nutrient use efficiency (NUE), physiological efficiency (PE) and apparent recovery efficiency (ARE) and the effects of varieties and INM on economics of rapeseed and mustard in rice fallows.

2. MATERIALS AND METHOD

During the *rabi* season of 2019-20, a field experiment was conducted at Assam Agricultural University, Jorhat. The experiment was laid out in a split-plot design and replicated thrice. The soil condition of the experimental site was found to be sandy loam in texture, acidic in soil reaction (5.99), high in organic carbon (0.89%), low in available N (219.1 kg/ha), low in available P_2O_5 (17.4 kg/ha) and medium in available K_2O (281.8 kg/ha). Four rapeseed and mustard varieties were used i.e., PM 26 (V_1), PM 27 (V_2), NRCHB-101 (V_3) and TS-36 (V_4) in the main plot and five INM practices viz., control (No N-P-K) (F_1), 50% of RD of NPK + VC @ 1t/ha (incubated with *Azotobacter* and PSB) applied at basal and 30 DAS (F_2), VC @ 2t/ha (incubated with *Azotobacter* and PSB) (F_3), FYM @ 2t/ha (incubated with *Azotobacter* and PSB) + quick lime @ 20 kg/ha + ash @ 2kg/ha applied at basal and 30 DAS (F_4) and RD of NPK @ 40-35-15 kg/ha (F_5) in the sub-plots. After harvesting, the seed and stover yield from each plot was individually recorded. The vermicompost and FYM used in the experiment as

well as the seed and stover [were](#) also quantified for nitrogen content employing Micro-Kjeldahl Method [\[3\]](#). using 'Kel-Plus' apparatus, for phosphorus by tri-acid digestion and Vanadomolybdate yellow colour method as outlined by [7] and potassium was determined by flame photometer as described by [7]. The uptake of N (kg/ha), P (kg/ha) and K (kg/ha) by seed and stover was calculated separately, multiplying the percent N, P and K content by the respective yield of seed and stover (kg/ha) in each plot. The Agronomic Efficiency (AE), Nutrient Use Efficiency (NUE), Physiological Efficiency (PE) and Apparent Recovery Efficiency (ARE) were calculated using standard methods [\[9\]](#).

<p>AE (kg seed / kg of nutrient applied) $\underline{\hspace{2cm}}$ = $(Y_f - Y_c) / N_a$,</p> <p>NUE (kg seed / kg of nutrient applied) $\underline{\hspace{2cm}}$ = Y_f / N_a,</p> <p>PE (kg biological yield/kg nutrient uptake) $\underline{\hspace{2cm}}$ = $(BY_f - BY_c) / (NU_f - NU_c)$ and</p> <p>ARE (% of nutrient taken up by the crop) $\underline{\hspace{2cm}}$ = $(NU_f - NU_c) / N_a \times 100$</p>
--

Where:

Y_f = Yields in fertilized plots (kg/ha),

Y_c = Yields in control plots (kg/ha),

N_a = Amount of nutrient applied (kg/ha),

BY_f = Biological yield in fertilized plot (kg/ha),

BY_c = Biological yield in control plot (kg/ha),

NU_f = Amount of nutrients taken up by a crop in fertilized plot (kg/ha),

NU_c = Amount of nutrients taken up by a crop in control plot (kg/ha).

On the other hand, using the prevailing market prices of inputs used and output, economics was calculated. [How did you analyze the data?](#)

3. RESULTS AND DISCUSSION

3.1 Efficiencies

The study revealed that the highest AE (12.22 kg/kg), NUE (44.60 kg/kg), PE (42.52 kg/kg) and ARE (60.80 %) were [registered](#) in the treatment consisting of FYM @ 2t/ha (incubated with Azotobacter and PSB) + quick lime @ 20 kg/ha + ash @ 2kg/ha applied at basal and 30 DAS (F_4) showing better effect of organic manures in combination with bio fertilizers coupled with lime and ash (Table 1). This [could](#) be due to more efficient utilization of the nutrients

applied in treatment F₄ as compared to all other treatments [and the findings are similar to those reported by \[1\]](#). A tendency of decreased AE, ARE and NUE with the increase in amount of nutrient applied was observed which was in [line](#) with the findings [by \[1\]](#). [The](#) increase in nitrogen dose, decrease in AE, ARE and NUE [could be due to](#) comparatively low uptake and low seed yield and biological yield, [and](#) this fact could be explained by law of diminishing returns [according to \[4\]](#). [The](#) varying soil properties, methods [used](#), amounts and timing of fertilizer applications, [and](#) other adapted management practices, [led to varies in](#) the percentage of nutrient recovery [as reported by \[9\]](#). In F₄ treatment, the population of beneficial microorganisms might have expanded in the composts during the 15 days incubation period thus providing large amounts of beneficial microbes to the soil in which it was applied and increasing the availability of the applied nutrient dose to the crops and also there might be reduction in C:N ratio in the FYM after incubation due to significant decrease in total carbon content. Similar findings were also observed by [\[5\]](#).

Table 1: [Effect of INM practices on different efficiencies of rapeseed and mustard](#)

Treatments	AE (Kg/Kg)	NUE (Kg/Kg)	PE (Kg/Kg)	ARE (%)
F₁	0.00	0.00	0.00	0.00
F₂	4.05	11.82	11.03	35.59
F₃	3.61	10.67	28.72	24.20
F₄	12.22	44.60	42.52	60.80
F₅	4.72	13.35	16.74	44.96
Mean	?	?	?	?
C.V. (%)	?	?	?	?
S. E (±)	?	?	?	?
P=0.05	?	?	?	?

3.2 Economics

[In case of varieties](#) the study [has revealed](#) that PM 27 produced the highest B:C ratio of 2.34 with a net return of ₹40,965.11/ha [indicating to be](#) the most profitable followed by NRCHB 101 which produced a ratio of 2.22 with net returns of ₹38644.91/ha (Table 2). In [the](#) case of INM practice [with the](#) recommended NPK @ 40-35-15 kg/ha (F₅) with a net returns of ₹45,325.00/ha and highest B:C ratio of 2.74 followed by application of FYM @ 2t/ha (incubated with Azotobacter and PSB) + quick lime @ 20 kg/ha + ash @ 2kg/ha at basal and 30 DAS (F₄) [recorded](#) a ratio of 2.59 with net return of ₹39,629.63/ha was found to be profitable economically. This indicates that under these treatments the crop received optimum nutrient supply such that its vegetative and reproductive capacity could be

manifested to its highest potential. Similar findings were also reported by [12]. [10] reported that the highest net return and benefit: cost ratio were realized with 100% RDF which was significantly higher than other fertilizer levels.

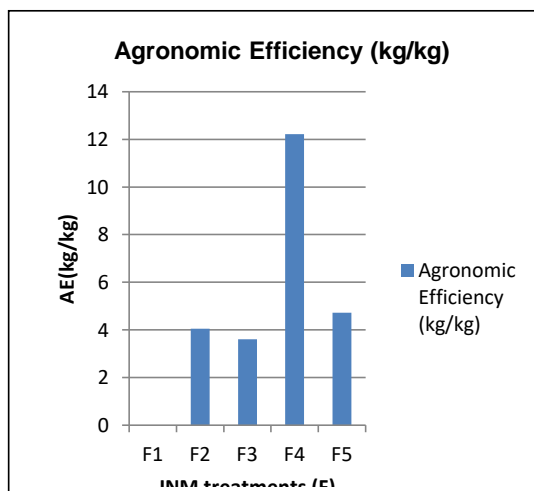


Fig. 1: Effect of INM practices on Agronomic efficiency (AE)

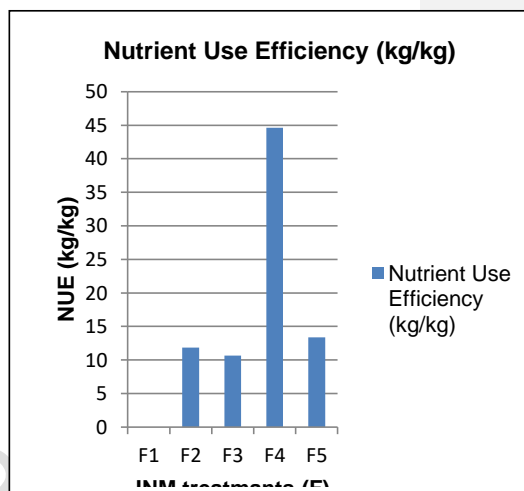


Fig. 2: Effect of INM practices on Nutrient Use Efficiency

Comment [H1]: All the four figures are not mentioned in the manuscript therefore, I suggest they be removed.

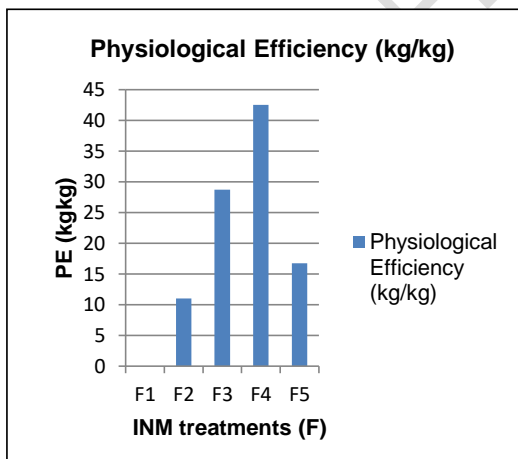


Fig. 3: Effect of INM practices on Physiological efficiency (PE)

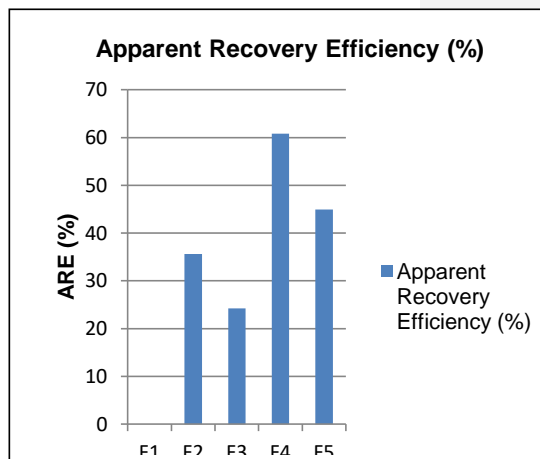


Fig. 4: Effect of INM practices on Apparent recovery efficiency (ARE)

Table 2: Effect of varieties and INM practices on gross returns, net returns and B:C ratio of rapeseed and mustard

Treatment	Gross Returns (₹/ha)	Net Returns (₹/ha)	B:C Ratio
Varieties (V)			
V ₁	56274.40	37186.51	2.11
V ₂	60053.00	40965.11	2.34
V ₃	57732.80	38644.91	2.22
V ₄	48095.00	28917.11	1.59
<u>Mean</u>	?	?	?
<u>C.V. (%)</u>	?	?	?
<u>S. E (±)</u>	?	?	?
<u>P=0.05</u>	?	?	?
INM practices (F)			
F ₁	40166.75	27634.25	2.21
F ₂	60539.63	37710.69	1.65
F ₃	60175.00	31842.50	1.12
F ₄	54962.13	39629.63	2.59
F ₅	61850.50	45325.00	2.74
<u>Mean</u>	?	?	?
<u>C.V. (%)</u>	?	?	?
<u>S. E (±)</u>	?	?	?
<u>P=0.05</u>	?	?	?

Formatted Table

Formatted Table

4. Conclusion AND RECOMMENDATIONS

In conclusion it can be inferred that for achieving higher efficiency of nutrients applied, the treatment consisting of FYM @ 2t/ha (incubated with Azotobacter and PSB) + quick lime @ 20 kg/ha + ash @ 2kg/ha at basal and 30 DAS (1000:10:1) outperformed the other treatments with reference to rapeseed and mustard and could be viable to the farming community. Economically, mustard variety PM 27 (V₂) produced the highest net returns of ₹40,965.11/ha with a ratio of 2.34 followed by NRCHB 101(V₃) which produced a net returns of ₹38644.91/ha and ratio of 2.22. Amongst the INM practices, the highest ratio of 2.74 was

recorded in F₅ with a net return of ₹45,325.00/ha followed by F₄ treatment [that registered](#) a ratio of 2.59 with net returns of ₹39,629.63/ha.

REFERENCES

- [1] Anonymous. Economic Survey of Assam, Directorate of Economics and Statistics, Assam Planning and development Department, Govt. of Assam; 2014-15.
- [2] A.O.A.C. Official method of Analysis (10thed.) Association of Official Agricultural Chemists, Washington D.C; 1960.
- [3] Borah N, Deka NC, Deka J, Barua IC, Nath DJ, Medhi BK. Enrichment of compost through microbial inoculation – effect on quality. Intern. J. Curr. Res.2014;6:8026-8031.
- [4] De B, Sinha AC. Oil and protein yield of rapeseed (*Brassica Campestris* L.) as influenced by integrated nutrient management. SAARC J. Agri. 2012;10(2):41-49.
- [5] Fageria NK, Baligar VC. Methodology for evaluation of lowland rice genotypes for nitrogen use efficiency. J. Plant Nutrition. 2003;26(1):315-33.
- [6] Gangwar B, Katyal V, Anand KV. Stability and efficiency of cropping system in Chhattishgarh and Madhya Pradesh. Indian Journal of Agricultural Sciences. 2004;74(10): 521-8.
- [7] Jackson M. Soil chemical analysis. Prentice Hall of India Ltd., New Delhi; 1973.
- [8] Keerthi P, Pannu RK, Dhaka AK, Daniel J, Yogesh. Yield, nitrogen uptake and nutrient use efficiency in Indian mustard (*Brassica juncea* [L.]) as effected by date of sowing and nitrogen levels in Western Haryana, India. Int.J.Curr.Microbiol.App.Sci. 2017;6(4):1168-1177.
- [9] Kumar R, Mishra JS, Upadhyay PK, Hans H. Rice fallows in the Eastern India: problems and prospects. Indian J Agric Sci. 2018;89(4):567-77.
- [10] Kumar S, Yadav KG, Goyal G, Kumar R, Kumar A. Effect of organic and inorganic sources of nutrients on growth and yield attributing characters of mustard crop (*Brassica juncea* L.). International Journal of Chemical Studies. 2018;6(2):2306-2309

[11] Reddy AA, Reddy GP. Supply side Constraints in production of pulses in India: Case study of lentils. *Agricultural Economics Research Review*. 2010;23: 129-36.

[12] Singh RK, Singh Y, Singh AK, Kumar R, Singh VK. Productivity and economics of mustard (*Brassica juncea*) varieties as influenced by different fertility levels under late sown condition. *Indian Journal of Soil Conservation*. 2010;38(2):121-124.

[13] Tedone I, Verdini L, Grassano N, Tarraf W, Mastro GD. Optimizing nitrogen in order to improve the efficiency, eco-physiology, yield and quality on one cultivar of durum wheat. *Italian J. Agron*. 2014;9: 49-54.

UNDER PEER REVIEW