

Original Research Article

TO STUDY THE PHYSIOLOGICAL RESPONSE OF ORNAMENTAL SUMMER SEASON ANNUALS TO SALINITY STRESS/ The title; EVALUATION OF THE PHYSIOLOGICAL RESPONSE OF ORNAMENTAL SUMMER SEASON ANNUALS SPECIES TO SALINITY STRESS

ABSTRACT

The present investigation was conducted at Punjab Agricultural University, Ludhiana, Punjab, India to screen four ornamental summer season annual species ideal for salt affected areas of Punjab. Why you are interested to do this study? Is there any limitation? Screening was done on the basis of physiological changes in leaves of plants. The one month old seedlings of four different annual species were grown in 8" earthen pots were subjected to five levels of sodium chloride salinity stress (control, 30, 60, 90, and 120 mM). The factorial completely randomized block design was followed in the experiment with three replicates in each treatment. The physiological parameters viz., chlorophyll, carotenoid, relative leaf water content, electrolyte leakage and proline content were determined in all ornamental summer season annual species. Which physiological parameter determine the salinity content? On the basis of physiological parameters assessed, the sequence for salt tolerance is *P. grandiflora* > *B. scoparia* > *T. erecta* > *Z. elegans*.

Key words: Salinity, Physiological changes, Summer annuals species , Chlorophyll, which physiological parameter helps to fix your result

Introduction

Soil salinity is a major ~~abiotic~~ stress in the current scenario particularly, in arid and semi-arid regions. Salinity is the most severe factor that causes reduction in crop productivity

Formatted: Highlight

Comment [G1]: I worried with your finding? What is your finding? What is your finding? Indicate your recommendation?

(Flowers and Yeo 1995, Ravindran *et al* 2007). Saline environment is commonly found in seashore areas, drought lands and temperate inlands with higher evaporation. In the world, more than 800Mha of land area are affected by salinity i.e. 10% of the world's total arable land area (Munns and Tester *et al* 2008). According to the soil map of the world, the regional estimate of the saline and sodic soils was between 397 and 434 mha, which constitute about 15% of the global land area (FAO 1997). These were distributed essentially in the Asia and the Pacific Australia (8%), Europe (3.6%), Latin America (2.5%), Africa (1.8%), Near East (0.8%) and North America (0.8%). In India, out of total geographical area (329Mha), salt-affected soils accounts for 6.73Mha i.e. 2.10% of the geographical area (Arora *et al* 2017). In Punjab, 6.40% of the total geographical area is affected by salinity (Sharma *et al* 2011). Ground water in many regions of Punjab contains high amount of dissolved salts having EC 2-7 ds/m (Shakya and Singh 2010). Salinity and bad quality irrigation water is most prevalent issue in arid and semi-arid regions, so there is requirement to select the plants that can make arid and semi-arid region green.

Comment [G2]: Use updated references?

Comment [G3]: Use updated references

The ability to survive at a particular salinity is important ecologically in influencing the natural distribution of plant species in salt-affected soils. Plant growth is more influenced by salt than other toxic substances (Xiong and Zhu 2002). Because of high salinity, plants lose their turgor (Xiong and Zhu 2002). Another negative effect of salinity is nutrient deficiency. Annuals are important group of flowering plants that complete their life cycle in one year or one season. Summer season annuals are those which grow luxuriantly and produce flowers under high temperature. Marigold (*Tagetes erecta*) is a summer season annual species belongs to family Asteraceae and is native to Central and South America. It is grown for beautification of garden as well as for loose and cut flowers. The essential oil extracted from few species of *T. erecta* can find use in perfumery industry (Bhattacharjee *et al* 2006). Zinnia (*Zinnia elegans*) is a summer annual spp. belongs to family Asteraceae and

Comment [G4]: Use updated references in the whole document

Comment [G5]: Is that? What Annuals mean? You want to say Annual Spp.?

is native to Mexico. Both annual as well as perennial species are available but in India zinnia is popularly grown as a summer annual Spp. It can be grown in garden for edging, bedding, rock gardens and hanging baskets etc. *Portulaca* (*Portulaca grandiflora*) is a colorful annual flowering plant belongs to family Portulacaceae and native to Argentina and Southern Brazil. It is easy to grow in rock gardens. It makes a lovely ground cover and edger and is perfect for container or hanging baskets. *Kochia* (*Bassia scoparia*) belongs to family Chenopodiaceae and is native to Eurasia. Thin and finely cut leaves of *Kochia* add its ornamental value and grown in almost any soil except very acidic soils. It is helpful to control soil erosion by growing at a mass level.

Material and method

Seeds of *Zinnia elegans*, *Bassia scoparia*, *Portulaca grandiflora* (Moss-rose Purslane) and *Tagetes erecta* (African marigold) were sown during first week of March 2019. Seedlings of both plants were transplanted in earthen pots of 8" size on first week of April 2019 by using Soil: FYM (2:1) as growing media. After transplanting different concentration of NaCl, i.e. 30mM (1.4g/800ml of water/pot), 60mM (2.80g/800ml of water/pot), 90mM (4.2g/800ml of water/pot) and 120mM (5.60g/800ml of water/pot) were given with irrigation water and EC of media was maintained according to different concentration of salt. The irrigation water volume was determined by adding the leaching amount of water consumed by the plants. These concentrations of NaCl were given till the end of season i.e. July 2019. The data was recorded after one month of transplanting. The following physiological analysis was performed: Chlorophyll and Carotenoid were determined in leaves according to method described by Hiscox and Israelstam 1979 and Kirk and Allen 1965, Electrolyte leakage and Proline were determined in the leaves by the method Deshmukh *et al* 1991 and Bates *et al* 1973. Relative leaf water content was also measured in the leaves of plants.

Comment [G6]: What this mean, it was readable only for you. Make it scientific

Statistical analysis

The experiment was arranged in a Completely Randomized Design (CRD) with 3 replications and 10 plants per treatment per replication. SAS software version 9.3 was used and the mean were compared using Duncan's New Multiple Range test (DMRT).

Comment [G7]: Check as it explained in Abstract

Results and discussion

Chlorophyll and Carotenoid (mg/g fresh weight)

Photosynthetic pigments such as chlorophyll and carotenoid content are significantly affected by salt stress. The results in the fig.1 showed that among species, maximum chlorophyll content was observed in *T. erecta* (2.45) and minimum in *P. grandiflora* (0.19). Maximum chlorophyll was recorded under non saline condition in *Z. elegans* (1.14), T4 (90mM) in *T. erecta* (3.01), T5 (120mm) in *P. grandiflora* (0.35) and T3 (60mM) in *B. scoparia* (1.54). During the months from April to July 2019, there was slight increase in total chlorophyll content in *P. grandiflora* (41.3%) and *B. scoparia* (44.5%). Increase in chlorophyll content in these plants indicates that the plants managed to survive under salt stress conditions. However, in *Z. elegans* and *T. erecta* the photosynthetic pigment i.e. total chlorophyll content was decreased with increasing concentration of salt solution i.e. 52.8% and 41.2% as compared to control. The depressing effect of salt stress on chlorophyll biomass may be due to the formation of proteolytic enzyme such as chlorophyllase, which is responsible for the chlorophyll degradation [as it was studied by](#) (Kaya *et al* 2003) and damaging the photosynthetic apparatus (Singh and Jain 1981).

Among these four plant species, maximum carotenoid content was observed in *T. erecta* (0.09) and minimum was in *P. grandiflora* (0.02) as in fig.2. Among interaction of plant x month x salt treatment, it was found that carotenoid content maintained in *P. grandiflora*. Whereas, in *B. scoparia*, *Z. elegans*, *T. erecta*, carotenoid content slightly decreased as salt concentration increased. The maximum percent decrease was observed in *T.*

erecta (45.4%) followed by *Z. elegans* and *B. scoparia*. Sayyed *et al* (2014) reported that carotenoid content of *Tagetes erecta* decreased with increased concentration. Our results agree with several reports of decrease content of chlorophyll and carotenoids by salinity as reported in a number of glycophytes. Carotenoid plays an important role in plants as antioxidants and protects chlorophyll pigment from photo damage (Alexander 1999). Havaux (2014) studied a new function of carotenoid, which relates to the response of plants to environmental stresses.

Relative leaf water content (%)

Relative water content in plants is probably the most appropriate measure of plant water status in terms of physiological consequence of cellular water deficit. The present results revealed that RLWC varies significantly with salt treatments, different plant species, months and salt treatment x plant x month, interaction. The maximum RLWC was found in *P. grandiflora* (90.89) and minimum was in *Z. elegans* (35.98). The relative water content reduced significantly with the increase in the salinity stress and reduce maximum under 120mM of NaCl. Under non-saline condition, the RLWC was maximum in variety *Z. elegans* and *T. erecta*. But in *P. grandiflora* and *B. scoparia* maximum RLWC was observed under 30mM, 60mM and 30mM, 120mM concentration of NaCl respectively. The relative water content (RWC) did not differ significantly in *C. paludosum* because plants saved a large amount of water in the leaf discs and not affected by salt stress (Yasemin *et al* 2017). The maximum reduction was observed in *T. erecta* while minimum reduction was observed in *P. grandiflora* followed by *B. scoparia*. Karimi *et al* (2005) reported that in *Kochia prostrata*, the relative leaf water content decreased with the increased concentration of salt in soil. Thus, *P. grandiflora* and *B. scoparia* had the highest value of salt tolerance index. Whereas, *Z. elegans* had the lowest value for salt tolerance index for RWC among all other varieties.

Electrolyte leakage (%)

Electrolyte leakage permits cell membrane injury to be evaluated when plants are gone through salinity stress. Tuna *et al* 2007 and Tiwari *et al* 2010 reported that plasma membrane permeability has been an effective selection criterion for salt tolerance in different crops. Among different species, maximum electrolyte leakage was observed in *P. grandiflora* (40.97) and minimum was observed in *T. erecta* (14.55). Among months, during July 2019, electrolyte leakage was slightly increased in all plants except *Z. elegans* because *Z. elegans* survived up to May 2019. In *Z. elegans*, *T. erecta* and *P. grandiflora*, electrolyte leakage were more under T4 and T5, while in *B. scoparia* electrolyte leakage was more under non saline conditions and decreased with the increased concentration of salt. Guan *et al* (2012) reported that electrolyte leakage increased in *Chrysanthemum okiense* and *C. ornatum* under salt stress.

Proline (mg g^{-1} dry wt.)

The observations in the fig.5 revealed that proline was accumulated more in *P. grandiflora* (90.89) due to increased salt concentration that helps the plants to tolerate it and less in *Z. elegans*. Plants accumulate compatible solutes such as proline to with stand salt stress, which helps to decrease the osmotic potential, facilitating water absorption and scavenges reactive oxygen species (ROS) molecules (Qureshi *et al* 2016). While in *Z. elegans*, due to increased concentration of salt proline level decreased which results plants do not tolerate salt stress and withered. In *T. erecta* and *B. scoparia*, the results showed at par observations. Among treatments, proline was more accumulated under non saline conditions in *Z. elegans* and *T. erecta*, however in *P. grandiflora*, it was observed more under T2 (30mM) and T3 (60mM) and in *B. scoparia*, it was more observed under T5 (120mM) i.e. higher dose of NaCl in the experiment. Similar results was observed by Mazhar *et al* (2012) that proline content in *Chrysanthemum indicum* increased as a result of increasing salinity. Thus, *P. grandiflora* and *B. scoparia* had the highest value of salt tolerance index as

compared to other two species. The results of present study agreed with Chen *et al* (2003) and Rahdari *et al* (2011), they observed that Proline accumulated significantly with consequent increase in level of salinity. Don *et al* (2010) evaluated that the proline content increased in gerbera with increased salinity levels and this proline depict the adaptive response of gerbera to short term salinity.

Conclusion

An experiment was conducted to contextualize the possibility about saline irrigation water may be used to grow ornamental flowers in pots under sub-tropical condition of Punjab for summer season. There were five different salt treatments of NaCl (analytical reagent) as 0 mM, 30 mM, 60 mM, 90 mM and 120 mM were given to one month old seedlings planted in earthen pots (8") containing soil : FYM (2:1) during the experiment. The results of the experiment depicted that the increased salinity concentration significantly reduced the chlorophyll, carotenoid, relative leaf water content and proline in *Z. elegans* and *T. erecta*, due to increased cell membrane injury during the season. In *P. grandiflora* and *B. scoparia* chlorophyll content, relative leaf water content and proline level increased and carotenoid content was maintained with increase in salinity level during the experiment. The electrolyte leakage increased with the increased concentration of salt in all annual species except *B. scoparia*. In *B. scoparia*, electrolyte leakage decreased with increased concentration of salt. It has been concluded that depending on the physiological responses, viz. total chlorophyll content, carotenoid content, relative water content, electrolyte leakage and proline concentration, maximum salt tolerance was observed in *P. grandiflora* followed by *B. scoparia* and minimum was observed in *Z. elegans* followed by *T. erecta*. [What is your recommendation for study area? Which Annual Spp. You recommend?](#)

Table1. Effect of different concentration of NaCl on chlorophyll content (mg/g fresh weight) of summer season annuals

Treatments	Species			
	V1	V2	V3	V4
T1	1.14a	2.80ab	0.21b	1.10b
T2	1.04b	2.50b	0.16b	1.04bc
T3	0.67b	2.49b	0.10c	1.54a
T4	1.11a	3.01a	0.12c	1.15b
T5	1.01b	1.42c	0.35a	0.96c

Table2. Effect of different concentration of NaCl on carotenoid content (mg/g fresh weight) of summer season annuals

Treatments	Species			
	V1	V2	V3	V4
T1	0.05a	0.11a	0.02a	0.06a
T2	0.03b	0.10b	0.02a	0.05b
T3	0.05a	0.08b	0.01b	0.06a
T4	0.03b	0.11a	0.02a	0.05b
T5	0.04b	0.06c	0.02a	0.05b

Table3. Effect of different concentration of NaCl on relative leaf water content (%) of summer season annuals

Treatments	Species			
	V1	V2	V3	V4
T1	39.38a	89.00a	89.53b	84.80b
T2	37.52b	83.11b	92.69b	86.35a
T3	36.29b	80.97c	94.29a	80.59c
T4	34.33c	83.44b	88.98c	81.78c
T5	32.38c	49.80d	88.95c	87.13a

Table4. Effect of different concentration of NaCl on electrolyte leakage (%) of summer season annuals

Treatments	Species			
	V1	V2	V3	V4
T1	15.99c	8.79c	30.59d	53.80a
T2	16.90c	13.27b	37.35c	35.79c
T3	17.83b	18.01a	42.10b	38.05b
T4	20.14a	19.17a	48.14a	25.64d
T5	20.88a	13.53b	46.69b	33.53cd

Table5. Effect of different concentration of NaCl on proline (mg g⁻¹dry wt.) of summer season annuals

Treatments	Species			
	V1	V2	V3	V4
T1	0.23a	0.77a	1.64b	0.42c
T2	0.23a	0.66ab	2.38a	0.50bc
T3	0.19b	0.58b	2.18a	0.59b
T4	0.14c	0.54bc	1.53b	0.68ab
T5	0.16bc	0.27c	0.76c	0.77a

Note: The different letters in each column are significantly different at $P \leq 0.05$ by Duncan's Multiple Range test (DMRT)

Salt concentration: Ornamental summer season annual:

T1: Control (Tap water) V1: *Z. elegans*

T2: 30 mM NaCl V2: *T. erecta*

T3: 60 mM NaCl V3: *P. grandiflora*

T4: 90 mM NaCl V4: *B. scoparia*

T5: 120 mM NaCl

Formatted: French (France)

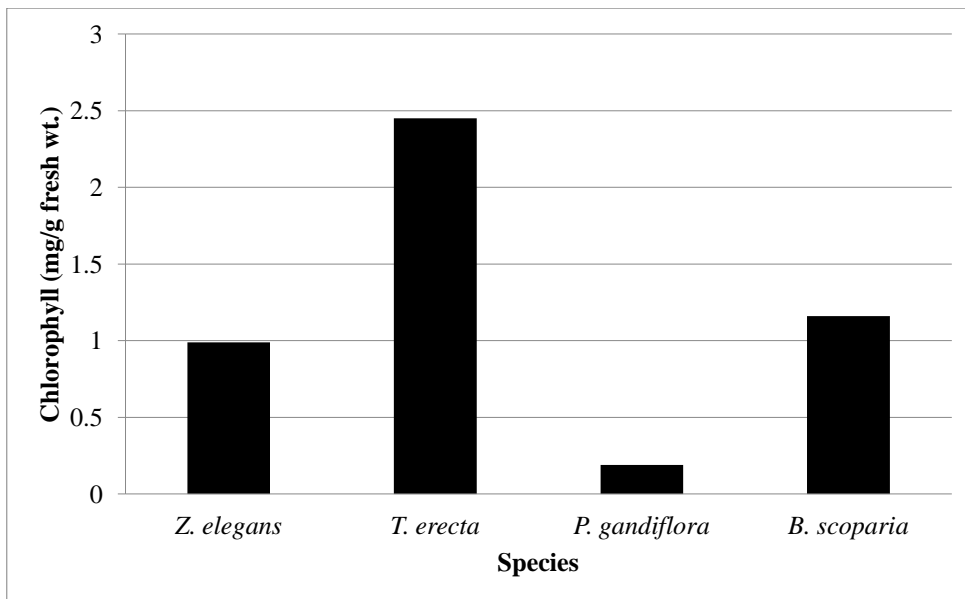


Figure1. Effect of NaCl on mean chlorophyll content (mg/g fresh weight) of four ornamental annual species.

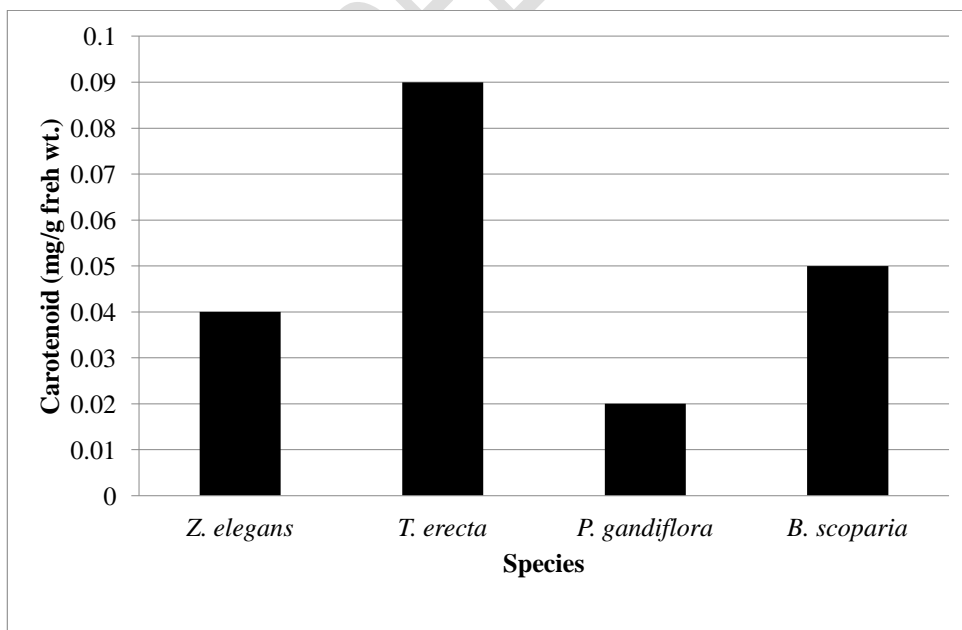


Figure2. Effect of NaCl on mean carotenoid content (mg/g fresh weight) of four ornamental annual species.

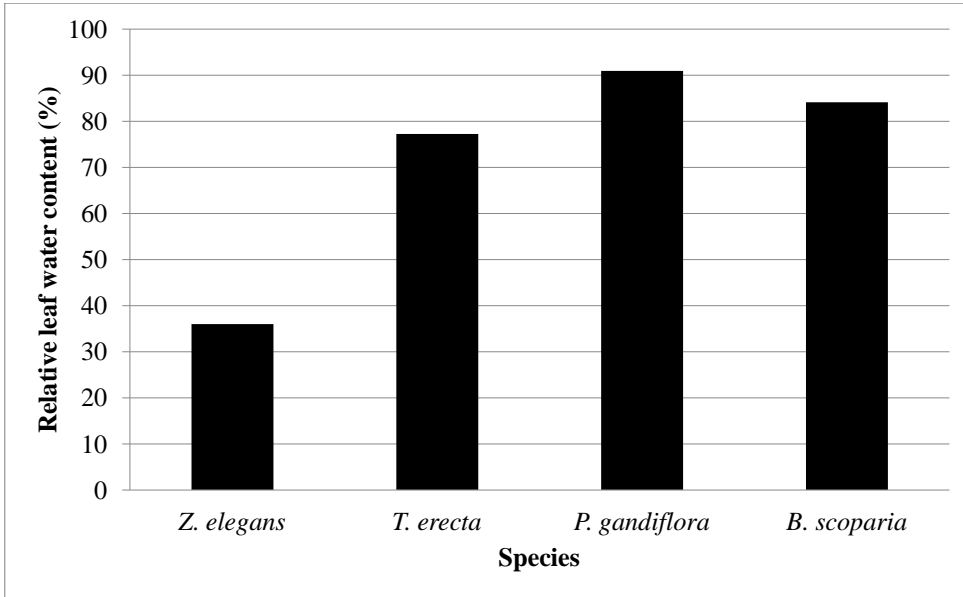


Figure3. Effect of NaCl on mean relative leaf water content (%) of four ornamental annual species.

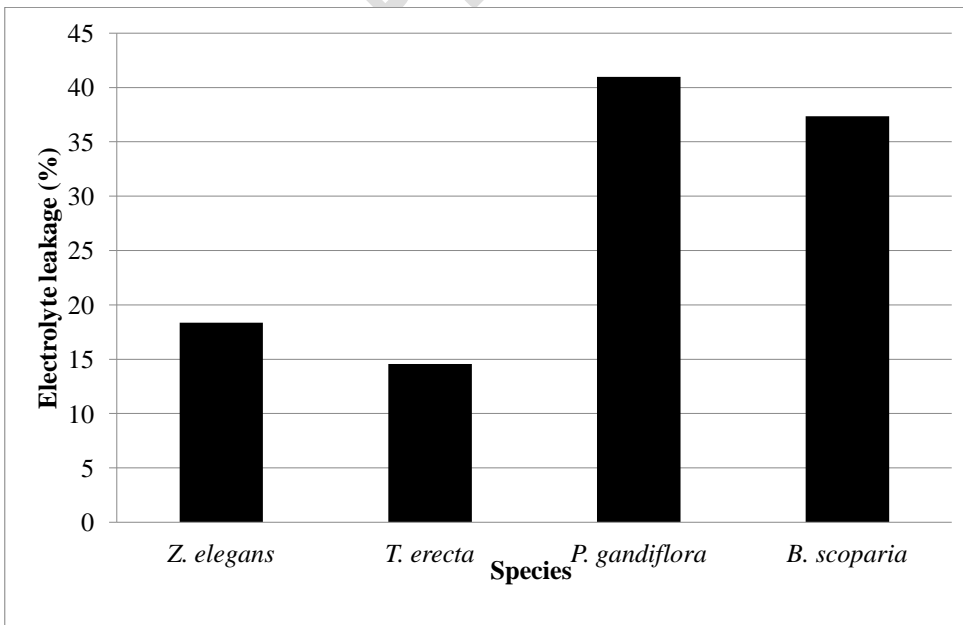


Figure4. Effect of NaCl on mean electrolyte leakage (%) of four ornamental annual species.

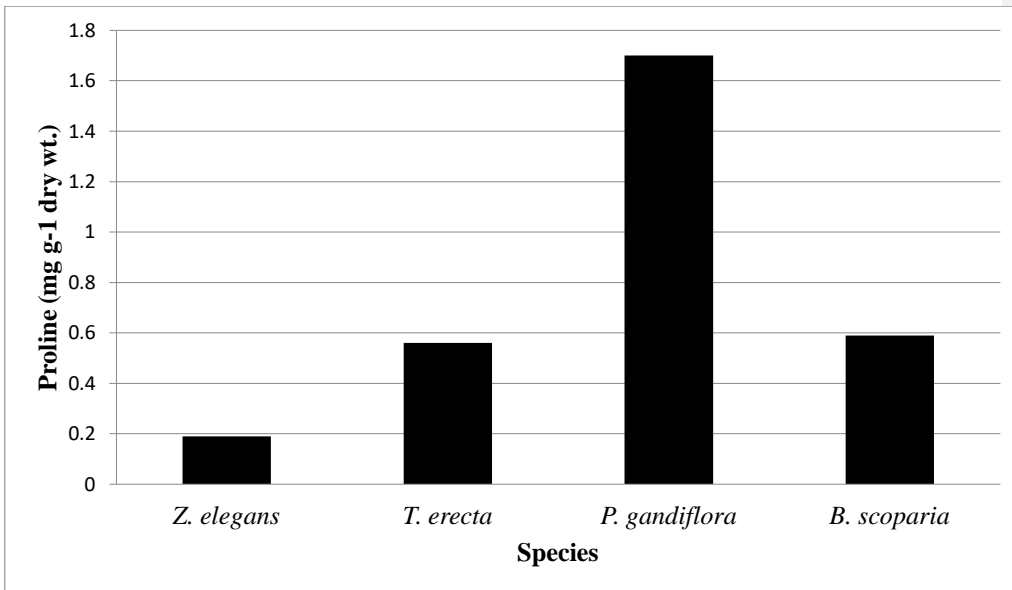


Figure5. Effect of NaCl on mean proline content (mg g⁻¹ dry wt.) of four ornamental annual species.

UNDER PEER REVIEW

References:

- Alexander, V. 1999. Biological functions of carotenoid-diversity and evolution. *Biological Factors* **10**: 99-104.
- Arora, S., A. K. Singh, and Y. P. Singh (ed). 2017. Diagnostic Properties and Constraints of Salt Affected Soils. *Bioremediation of Salt Affected Soils: An Indian Perspective*. Pp. 41-52.
- Bates, L. S., R. P. Waldren, and I. D. Tears. 1973. Rapid determination of free proline for water stress studies. *Plant Soil* **39**: 205-07.
- Chen, F., S. Chen, W. Guo, and S. Ji. 2003. Salt tolerant identification of three species of chrysanthemums. In proceeding of XXVI *International Hort Cong: Environmental Stress on Horticulture Crops* **618**: 299-305.
- Deshmukh, P. S., R. K. Sairam, and D. S. Shukla. 1991. Measurement of ion leakage as a screening technique for drought resistance in wheat genotypes. *Indian Journal of Plant Physiology* **34**: 89-91.
- Don, K. K. G., Y. P. Xia, Z. Zhu, C. Le, and A. W. Wijeratne. 2010. Some deleterious effects of long term salt stress on growth, nutrition and physiology of gerbera (*Gerbera jamesonii* L.) and potential indicator of its salt tolerance. *Journal of Plant Nutrition* **33**: 2010-27.
- Flowers, T. J., and A. R. Yeo. 1995. Breeding of salinity resistance in crop plants: where next? *Australian Journal of Plant Physiology* **22**: 875-84.
- Guan, Z., F. Chen, Z. Liu, W. Fang, and J. Tang. 2012. Comparison of stress effect of NaCl, Na⁺ and Cl⁻ on two chrysanthemum species. *Acta Horticulturae* **937**: 369.
- Havaux, M. 2014. Carotenoid oxidation products as stress signals in plants. *Plant Journal* **79**: 597-606.

- Hiscox, J. D., and G. F. Israelstam. 1979. A method for the extraction of chlorophyll from leaf tissue without maceration. *Canada Journal of Botany* **57**: 1332-34.
- Karimi, G., M. Ghorbanli, H. Heidari, R. A. Khavari Nejad, and M. H. Assareh. 2005. The effects of NaCl on growth, water relations, osmolytes and ion content in *Kochia prostrate*. *Journal of Biologia Plantarum* **49(2)**:301-04
- Kaya, C., D. Higgs, H. Kirnak, and I. Tas. 2003. Ameliorative effect of calcium nitrate on cucumber and melon plants drip irrigated with saline water. *Journal of Plant Nutrition*. **26(1)** 665–81.
- Kirk, J. T. O., and R. L. Allen. 1965. Dependence of chloroplast pigment synthesis on protein synthesis: effects of actidione. *Biochemistry and Biophysics Research Communication* **22**: 523-30.
- Mazhar, A. A., S. I. Shedeed, N. G. Abdel-Aziz, and M.H. Mahgoub. 2012. Growth, flowering and chemical constituents of *Chrysanthemum indicum* L. plant in response to different levels of humic acid and salinity. *Journal of Applied Science and Research* **8(7)**: 3697-3706.
- Munns, R., and M. Tester. 2008. Mechanism of salinity tolerance. *Annual Revised Plant Biology* **59**: 651-81.
- Rahdari, P., S. Tavakoli, and M. S. Hosseini. 2011. Studying of salinity stress effect on germination, proline, sugar, protein, lipid and chlorophyll content in purslane (*portulacaoleracea l.*) leaves. *Journal of Stress Physiology and Biochemistry* **8(1)**:182-93.
- Ravindran, K.C., K. Venkatesan, V. Balakrishnan, K.P. Chellappan, and T. Balasubramanian. 2007. Restoration of saline land by halophytes for Indian soils. *Soil Biology and Biochemistry* **39**: 2661-64.
- Sayyed, A., H. Gul, Z. Ullah, and M. Hamayun. 2014. Effect of salt stress on growth of

Tagetes erecta L. *Pakhtunkhwa Journal of Life Sciences* **02**:96-106.

Shakya, S. K., and J. P. Singh. 2010. New drainage technologies for salt affected waterlogged areas of south-west Punjab, India. *Current Sciences* **99**: 204-12.

Sharma, B. D., J. S. Manchanda, and H. S. Thind. 2011. Geospatial fertility status of Punjab soils. *Soil Science*.**1**: 8-14.

Singh, G., and S.Jain. 1981. Effect of some growth regulators on certain biochemical parameters during seed development in chickpea under salinity. *Indian Journal of Plant Physiology* **20**: 167-79.

Tiwari, J. K., A. D. Munshi, R. Kumar, R. N. Pandey, A. Arora, and J. S. Bhat. 2010. Effect of salt stress on cucumber Na⁺, K⁺ ratio, osmolytes concentration, phenols, chlorophyll content, *Acta Physiological Plantarum* **32**: 103-14.

Tuna, A. L., C. Kayab, M. Ashraf, H. Altunlu, I. Yokas, and B. Yagmur. 2007. The effects of calcium sulphate on growth, membrane stability and nutrient uptake of tomato grown under salt stress. *Environmental and Experimental Botany* **59**: 173-78.

Xiong, L., and J. K. Zhu. 2002. Molecular and genetic aspects of plant responses to osmotic stress. *Journal of Plant Cell Environment* **25**:131-39.

Yasemin. S., N. Koksal, A. Ozkaya, and M. Yener. 2017 Growth and Physiological Responses of '*Chrysanthemum paludosum*' under Salinity Stress. *Journal of Biology and Environment Science* **11(32)**: 59-66.