

Dementia diagnosis and alternate treatment: A recent update on treatment options

Abstract

Dementia is a global health burden identified by the World Health Organization in its global action plan on the public health response to dementia 2017-2025. Our study aims to determine the efficacy of treatment options in Alzheimer's disease and related dementia (ADRD). The initiation of dementia treatment has consistently posed a significant dilemma for healthcare professionals, necessitating careful consideration when selecting the appropriate group of medications to commence therapy, considering the specific type of treatment required. To conduct our study, we searched PubMed Central and the Cochrane database to identify comparative trials that compared different dementia treatment options. Our objective was to evaluate the effectiveness of various treatment approaches across different types of dementia. In total, we reviewed over 40 papers that provided valuable insights into the comparative outcomes of these treatment options. In our analysis, we have found mild to moderate cognitive dysfunction (MMSE 19 to 26) and newly diagnosed Alzheimer's disease can be treated with a trial of Cholinesterase inhibitors (Donepezil, Galantamine, and Rivastigmine); choice can be based on clinician and/or patient preference, as efficacy is similar. Moderate to advanced dementia (MMSE 10 to 18): Memantine (10 mg twice daily) is a suggested option with Cholinesterase inhibitors. In conclusion, it is evident that the available options for dementia medication are inherently limited, while the resources allocated to evaluate further treatment alternatives remain constrained. As a result, there is an urgent need to prioritize additional research and comprehensive assessment in this field.

Introduction & Background

The choice of studying dementia treatment was motivated by the pressing need for further evaluation and a systematic approach to understanding the disease and its potential treatment options. Due to the complex nature of dementia, determining the most suitable treatment strategy for patients becomes a challenging task. While multiple treatment options exist, their relative

efficacy is often comparable. Thus, a critical synthesis of research findings is crucial in providing clinicians with a summarized appraisal that considers factors such as the patient's cognitive function assessed by the MoCA (Montreal Cognitive Assessment) and the specific type of dementia they present. Such an approach aims to assist clinicians in making informed decisions regarding the subsequent treatment of their patients. Dementia is a global health burden identified by the World Health Organization in global action plan on the public health response to dementia 2017-2025 [1]. According to estimates from the Alzheimer's Association, more than 6 million Americans have Alzheimer's or another form of dementia [2]. By 2050, that number could grow to more than 12 million people, leading to an annual cost of \$1 trillion (about \$3,100 per person in the US) [2]. It is also stated that between 2000 and 2019, death from heart disease has decreased by 7.3% while death from Alzheimer's has increased by 145% [2]. Healthcare providers therefore need to consider the medications as an alternative and complementary treatment plan for dementia to improve the quality of life for patients.

To address this crucial issue, our study focuses on examining the effectiveness of various treatment modalities among elderly patients with cognitive impairment. Our research incorporates a comprehensive analysis of cohort studies, case-control studies, and meta-analyses to gather and synthesize the existing evidence. By systematically reviewing the available literature, we aim to provide clinicians with valuable insights and evidence-based recommendations regarding initiating medications for stabilizing ADLs in this population.

Dementia: Definition and Types

Dementia can be simply defined as forgetfulness with difficulties in one or more of the following: retaining current information, handling complex tasks, reasoning, spatial orientation and ability, language, and behavior [3].

Mild cognitive impairment (MCI): MCI is defined as memory difficulty greater than expected for age and objective memory impairment, but preserved ability to function in daily life [4,5].

Alzheimer's disease typically occurs in adults 65 years and older with difficulties in executive function and insight with apraxia, sleep disturbance, and behavioral and psychologic symptoms [4-5].

Vascular cognitive impairment (VCI): A stepwise regression in processing speed and executive function due to atherosclerotic small vessel disease [4].

Lewy body dementia: The presence of Rapid eye movement (REM) sleep behavior disorder, visual hallucinations, fluctuations in level of alertness, and prominent visuospatial dysfunction with parkinsonism at the same time [4].

Parkinson's disease Dementia: Dementia appears after five to eight years of Parkinson's disease [4].

Progressive supranuclear palsy: rare disease, includes dementia and parkinsonism with distinctive early features of vertical supranuclear gaze palsy and prominent postural instability with falls [4].

Normal pressure hydrocephalus (NPH): triad of loss of cognition, gait instability and urinary incontinence [4].

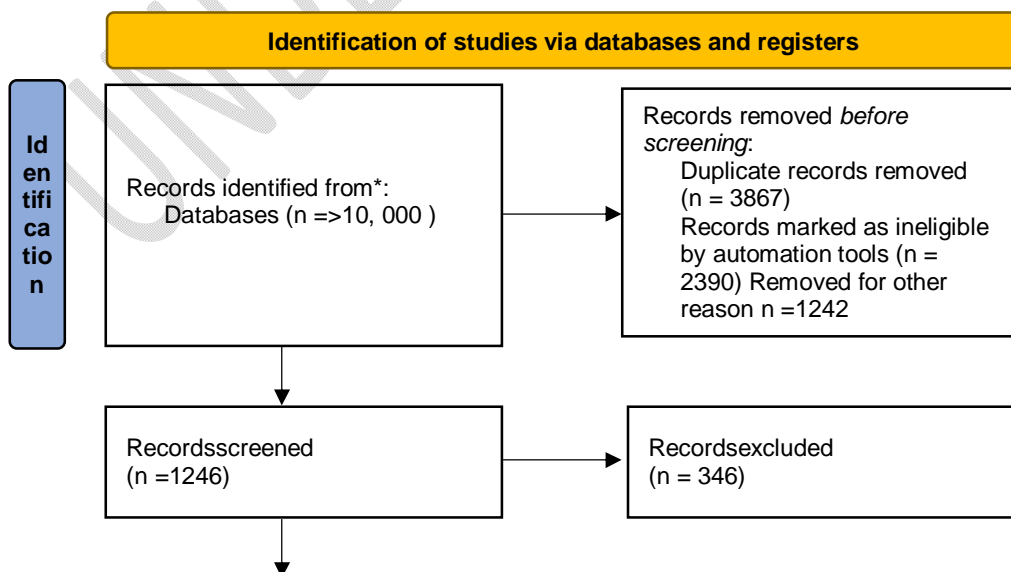
Creutzfeldt-Jakob Disease: rare, but rapidly progressive dementia. Myoclonus and cerebellar deficits are also common features [4].

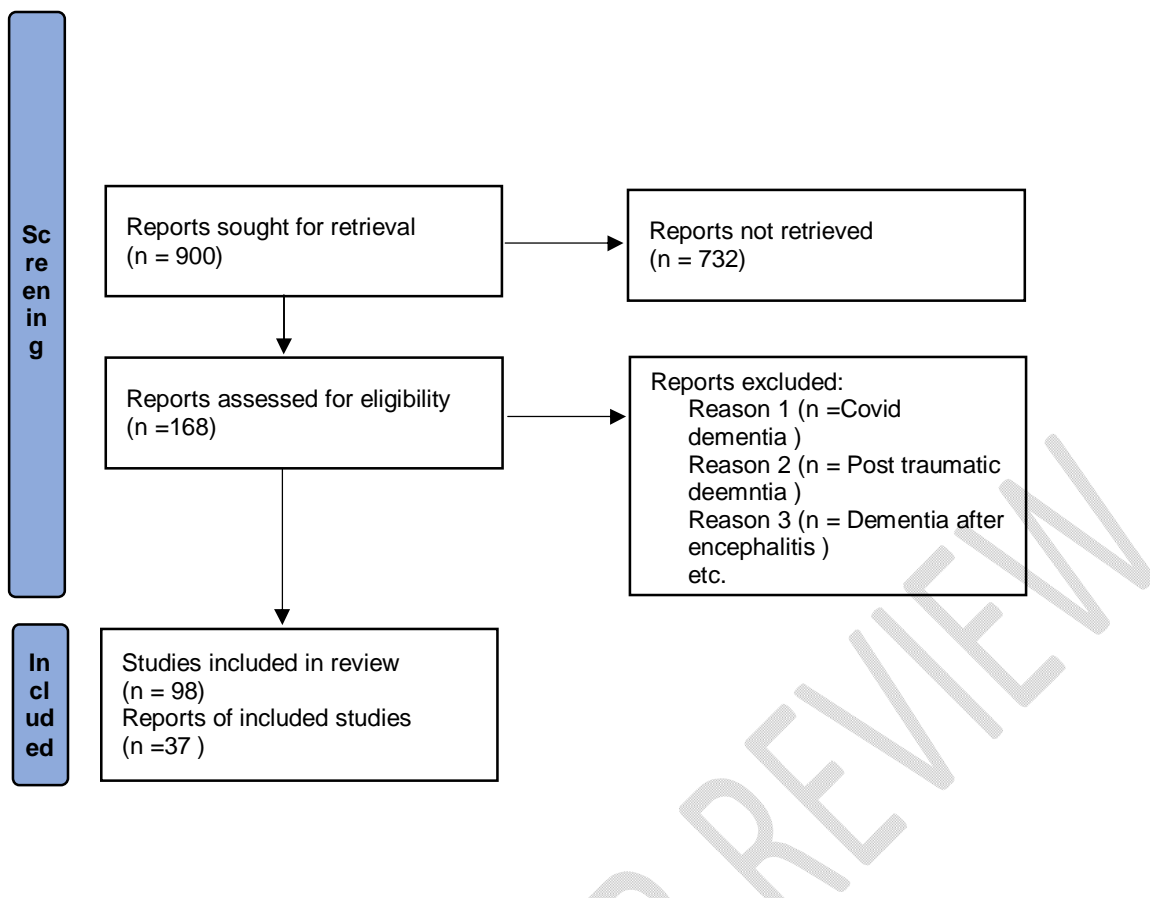
There are several treatment options of dementia-medications, behavioral therapy, over-the-counter supplements, and social therapy. We have worked on medication part as our aim is to find out whether using medications in dementia needs further awareness to use any specific options.

Review

Methods:

We have initiated a comprehensive search using the keywords 'Dementia Treatment and Management,' and subsequently refined our search to encompass three categories: vascular, mixed, and Alzheimer's dementia. To begin with, we excluded reports that were older than five years. We searched PubMed Central and the Cochrane database to identify comparative trials that compared different dementia treatment options as these are reliable sources of full-text research papers, and search tools are similar with identifiers. However, we still had over 10,000 papers to review. As a result, we decided to focus our efforts on research published between Jan 1, 2020, to Jan 1, 2023, excluding studies related to 'Covid Dementia,' 'Post-Concussion Dementia,' and 'Post-Infectious Dementia.' After this, we narrowed our search to 163 papers and, of those, selected only 98 papers that were relevant to our topic.





Diagnosis of Dementia

There is no compelling evidence to recommend for or against routine screening for dementia in older adults, according to the US Preventive Services Task Force.³ There are three levels of diagnostic testing for concerns of memory and cognition difficulty: screening tools such as MoCA (Montreal Cognitive Assessment) or MMSE (Mini Mental State Examination), after that an extended Mental Status Examination and last formal level of Neuropsychiatric test^[3-4].

Mild dementia: MMSE 19 to 26; MoCA 12 to 16

Moderate dementia: MMSE 10 to 18; MoCA 4 to 11

Severe dementia: MMSE < 10; MoCA < 4

These tests quantify the level and severity of dementia along with relevant history and physical examination. Other subsequent routine tests include: Screening for depression, Serum Vit B12 level, TSH, ionized Calcium, Screening for Syphilis in high-risk patients, and red blood cell folate in a patient with alcoholism. The neuroimaging MRI is more effective than a non-contrast CT scan to diagnose structural abnormalities and treatable causes of dementia such as subdural hematoma, thrombotic stroke, normal pressure hydrocephalus and cancer ^[4]. It is recommended by AAN to do routine neuroimaging in all patients with dementia, which is also reassuring for patients and families ^[2].

Discussions:

This study aimed to evaluate the effectiveness of various treatment modalities in stabilizing activities of daily living (ADLs) among elderly patients with cognitive impairment. By conducting a comprehensive analysis of cohort studies, case-control studies, and meta-analyses, we sought to provide insights into the optimal medication strategies for this specific population. Our findings revealed several significant implications for the management of dementia in elderly patients. Firstly, the analyzed cohort studies consistently demonstrated that medication interventions were associated with improved ADLs in this population. Medications targeting specific neurotransmitter pathways, such as acetylcholinesterase inhibitors and Memantine, showed particular promise in slowing the decline in ADL functioning.

Moreover, our analysis of case-control studies provided additional support for the effectiveness of medication in stabilizing ADLs. The comparison of patients receiving medication versus those not receiving medication consistently favored the treatment group, with significant improvements in ADL functioning observed. These findings underscore the importance of initiating medication early in the disease progression to optimize ADL outcomes. In addition to cohort and case-control studies, our meta-analysis encompassed a comprehensive review of existing research, allowing us to synthesize the collective findings across studies. The pooled data confirmed the positive effects of medication on ADL stabilization in elderly patients with cognitive decline. The overall effect sizes demonstrated significant improvements in ADL functioning, reinforcing the relevance of medication interventions in this population. Our comprehensive analysis of cohort studies, case-control studies, and meta-analyses suggests that initiating pharmacological treatment early in the disease progression can improve ADL outcomes. However, further well-designed studies with standardized protocols are needed to strengthen the evidence base and address the limitations identified in our research. This paper has aimed to summarize the available evidence and provide clarity to assist clinicians in making informed decisions when selecting medications for their patients. It is crucial to consider individual patient characteristics, potential side effects, and contraindications when choosing the most appropriate medication. Further research and clinical trials are needed to enhance our understanding of the long-term effects and optimal use of these medications in dementia management.

Current Treatment Options for Dementia

In recent years, there has been a growing emphasis on the social management model as an alternative approach to traditional medical interventions for individuals with cognitive impairments, including dementia. This social model encompasses various non-pharmacological interventions that focus on improving the overall well-being and quality of life of individuals with cognitive impairments while addressing their specific needs and challenges. By exploring the effectiveness and limitations of pharmacological interventions, this research aims to provide evidence-based recommendations for healthcare professionals and contribute to the ongoing discourse surrounding the medical management of dementia. It is essential to recognize the value of medical and social models and promote further research to advance comprehensive and holistic care for individuals with cognitive impairments.

Cholinesterase Inhibitor. Donepezil, Rivastigmine and Galantamine increase acetylcholine and cortical cholinergic function by inhibiting cholinesterase at the synaptic cleft. However, there is

small improvement in cognition, neuropsychiatric symptoms, and activities of daily living in patients with mild to moderate dementia [6-13]. The AD200 study found no significant difference in entry to institutional care and progression of disability with Donepezil as compared to placebo [14].

Memantine. Memantine is an NMDA receptor antagonist which is neuroprotective. Glutamate activate NMDA receptor which is important for learning and memory [15]. Treatment decision with Memantine should be individualized as there is no clear clinical significance of cognition improvement [16]. According to a recent meta-analysis conducted in 2017, encompassing data from 10 distinct research studies, it was observed that 8 of these studies reported varying degrees of cognitive and behavioral improvement in individuals with Alzheimer's disease.

Moderate to severe dementia. Treatment option is Memantine with Cholinesterase inhibitor, which has better outcome than placebo plus Donepezil to improve cognition [17].

Recent Treatment Option

Aducanumab. The US Food and drug administration approved this monoclonal antibody for the treatment of Alzheimer's disease using the accelerated approval pathway after one of the two pivotal phase 3 trials [18].

Patient selection. Alzheimer's disease with mild cognitive impairment who has proven Amyloid plaques in PET scan or Lumber Puncture [19]. Due to uncertainty of its benefits, risk and burdens using this medication is now depending on individual choice. It is recommended to follow the safety guideline such as a recent MRI prior to initiate treatment.

Aducanumab is administered by intravenous infusion every four weeks. Monitoring of symptoms like headache, confusion, and visual impairment with Brain MRI is advised [19].

Summary of Clinical Trials

In a dose escalation trial of 165 Alzheimer's patients with mild cognitive impairment have PET scan which is showing reduction of Amyloid plaques in dose and time dependent manner [20].

EMERGE trial (1638 patients), patients treated with high dose have shown small but significant statistical benefit but uncertain clinical significance with absolute difference of 0.39 [21].

ENGAGE trial (1647 patients): no clinical significance found compared to placebo; other outcome analysis was not taken into consideration [22].

In both trials, it is evidenced that subsequent reductions of amyloid plaque by PET scan, however, trails are stopped early after a planned futility analysis. Moreover, full results of these papers have not been published in peer-reviewed form [19-21].

Adverse effect: There are 44% patients with Amyloid related imaging abnormalities (ARIA) include edema and or microhemorrhage on MRI on first eight doses, but it is resolved with time in 88% of patients [23-24].

Medications	Treatment difference or point improvement in comparison with placebo	Compared to Placebo on ADAS - Cog
In Mixed Dementia		
Galantamine	2.7	1.7 point improvement
Rivastigmine	3.3	0.4 point Improvement
In Alzheimer's Disease		
Donepezil	2.9	1.1 point improvement
Memantine	2.2	3.2 point improvement
Vit E	230 day delay in progression to severe dementia	Vit E No significant change on ADAS -cog

Table 1: Table of efficacy of different cholinesterase in Mixed Dementia and Alzheimer's disease:

The Alzheimer's Disease Assessment Scale–Cognitive Subscale (ADAS-Cog) was developed in the 1980s to assess the level of cognitive dysfunction in Alzheimer's disease. (Kueper, J. K., Speechley, M., & Montero-Odasso, M. (2018). The Alzheimer's Disease Assessment Scale-Cognitive Subscale (ADAS-Cog): Modifications and Responsiveness in Pre-Dementia Populations. A Narrative Review. Journal of Alzheimer's disease : JAD, 63(2), 423–444. <https://doi.org/10.3233/JAD-170991>)

Complementary Options: Antioxidants

Vitamin E. Considering its tolerability and safety profile, but modest benefit with mixed results, Vitamin E is a reasonable option in patients with mild to moderate cognitive dysfunction [25]. It is not recommended for prevention but could be offset by combination therapy with Memantine.

Selegiline. There are limited evidence of efficacy and not recommended to use considering expenses and no significant cognitive benefits.

Vitamin B. Randomized control trial results in 340 patients for 18 months with mild to moderate AD found no beneficial effects of cognitive impairment [26].

Omega-3 fatty acids. Observational studies have suggested association of lower risk of dementia however clinical trials have not supported a therapeutic role [27].

Limitations:

Despite the overall promising results, it is essential to acknowledge the limitations of our study. Firstly, the heterogeneity in study designs and outcome measures across the included studies posed a challenge for direct comparisons. Additionally, the variability in medication dosages, treatment durations, and follow-up periods further complicates the interpretation of the results. Moreover, the potential for publication bias within the literature cannot be completely ruled out.

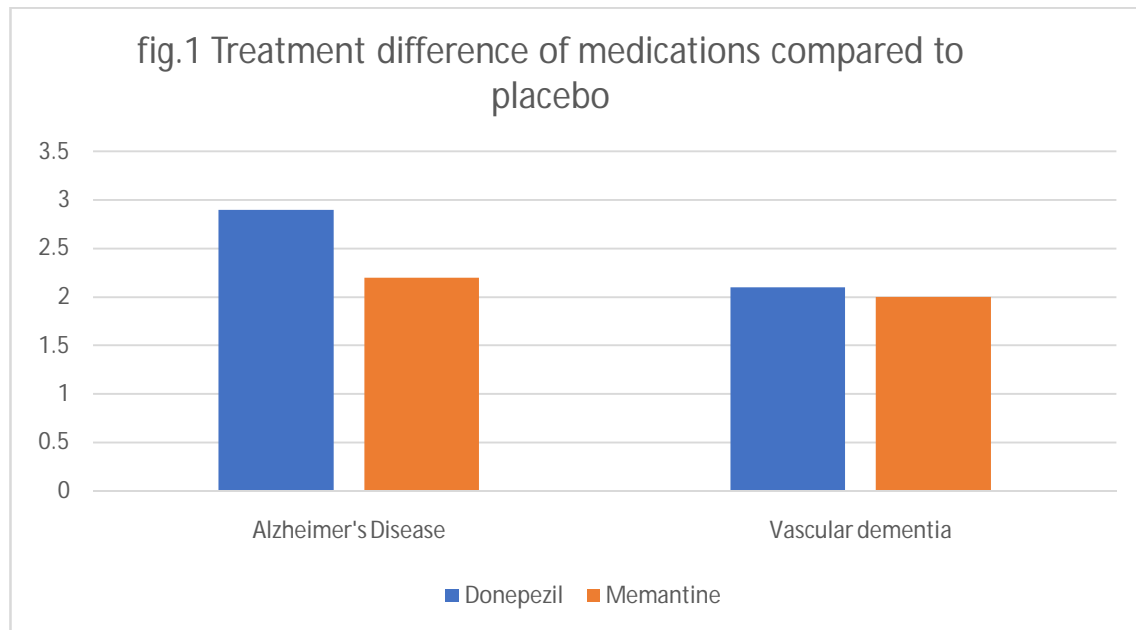
Bias is a potential concern in systematic reviews of dementia treatment and can impact the validity and reliability of the findings. Selection bias, publication bias, reporting bias, and funding bias are important biases to consider and address in the review process. By establishing rigorous inclusion criteria, conducting comprehensive searches, and minimizing the influence of funding sources, efforts can be made to mitigate biases and enhance the quality and trustworthiness of the systematic review.

Conclusions

The comprehensive treatment plan for dementia remains a subject of debate in existing literature, primarily due to the increasing age of the patient population. The efficacy of drugs and the long-term outcomes reported in various research papers are also a matter of concern and warrant further investigation. Consequently, the development of new medications has become a priority in recent times. However, in comparison to the progression of dementia, and the effectiveness of medications in slowing down this progression, there exists a significant gap in our understanding that necessitates further research. This paper aims to provide a summary of the rationale behind initiating medications and incorporating them as part of the dementia treatment paradigm, acknowledging the limited options currently available to us.

Table 2 : efficacy of different cholinesterase in Mixed Dementia and Alzheimer's disease:

Medications	Compared to Placebo on ADAS - Cog	Treatment difference or point improvement in comparison with placebo
In Mixed Dementia		
Galantamine	1.7 point improvement	2.7
Rivastigmine	0.4 point decline	3.3
In Alzheimer's Disease		
Donepezil	1.1 point improvement	2.9
Memantine	3.2 point decline	2.2
Vit E	No significant change on ADAS - cog	230 day delay in progression to severe dementia
In vascular dementia		
Donepezil	2.2 point improvement	2.1
Memantine	0.4 point improvement	2.0



References

1. [Towards a dementia plan: a WHO guide.](https://www.who.int/publications/i/item/9789241514132) (2018). <https://www.who.int/publications/i/item/9789241514132>.
2. [Alzheimer's association. Alzheimer's disease fact and figures, an annual report released by the Alzheimer's Association.](https://www.alz.org/media/Documents/annual-report-2021.pdf) (2021). <https://www.alz.org/media/Documents/annual-report-2021.pdf>.
3. [Recognition and initial assessment of Alzheimer's disease and related dementias. Clinical Practice Guidelines, Number 19, AHCPR; U.S. Department of Health and Human Services Agency for Health Care Policy and Research, 1996.](#)
4. <https://www.uptodate.com/contents/evaluation-of-cognitive-impairment-and-dementia/abstract/2>.
5. [U.S. Preventive Services Task Force. Screening for dementia: recommendation and rationale.](#) Ann Intern Med. 2003, 138:925. [10.7326/0003-4819-138-11-200306030-00014](https://doi.org/10.7326/0003-4819-138-11-200306030-00014)
6. Trinh NH, Hoblyn J, Mohanty S, Yaffe K: [Efficacy of cholinesterase inhibitors in the treatment of neuropsychiatric symptoms and functional impairment in Alzheimer disease: a meta-analysis.](#) JAMA. 2003, 289:210. [10.1001/jama.289.2.210](https://doi.org/10.1001/jama.289.2.210)
7. Raina P, Santaguida P, Ismaila A, et al.: [Effectiveness of cholinesterase inhibitors and Memantine for treating dementia: evidence review for a clinical practice guideline.](#) Ann Intern Med. 2008, 148:379. [10.7326/0003-4819-148-5-200803040-00009](https://doi.org/10.7326/0003-4819-148-5-200803040-00009)
8. Doody RS, Stevens JC, Beck C, et al.: [Practice parameter: management of dementia \(an evidence-based review\). Report of the Quality Standards Subcommittee of the American Academy of Neurology.](#) Neurology. 2001, 56:1154. [10.1212/WNL.56.9.1154](https://doi.org/10.1212/WNL.56.9.1154)
9. Kaduszkiewicz H, Zimmermann T, Beck-Bornholdt HP, van den Busche H: [Cholinesterase inhibitors for patients with Alzheimer's disease: systematic review of randomised clinical trials.](#) BMJ. 2005, 331:321. [10.1136/bmj.331.7512.321](https://doi.org/10.1136/bmj.331.7512.321)

10. Birks JS, Grimley Evans J: [Rivastigmine for Alzheimer's disease](#). Cochrane Database Syst Rev. 2015, 1191:[10.1002/14651858.CD001191](#)
11. Birks J: [Cholinesterase inhibitors for Alzheimer's disease](#). Cochrane Database Syst Rev. 2006, 5593:[10.1002/14651858.CD005593](#)
12. Birks J, Harvey RJ: [Donepezil for dementia due to Alzheimer's disease](#). Cochrane Database Syst Rev. 2006, 1190:[10.1002/14651858.CD001190.pub3](#)
13. Birks J, Craig D: [Donepezil for dementia due to Alzheimer's disease](#). Cochrane Database Syst Rev. 2006, 4746:[10.1002/14651858.CD004746.pub2](#)
14. Courtney C, Farrell D, Gray R, et al.: [Long-term donepezil treatment in 565 patients with Alzheimer's disease \(AD2000\): Randomised double-blind trial](#). Lancet. 2004, 363:2105. [10.1016/S0140-6736\(04\)16499-4](#)
15. Danysz W, Parsons CG: [Glycine and N-methyl-D-aspartate receptors: Physiological significance and possible therapeutic applications](#). Pharmacol Rev. 1998:597.
16. Qaseem A, Snow V, Cross JT Jr, et al.: [Current pharmacologic treatment of dementia: A clinical practice guideline from the American College of Physicians and the American Academy of Family Physicians](#). Ann Intern Med. 2008, 148:370. [10.7326/0003-4819-148-5-200803040-00008](#)
17. Tariot PN, Farlow MR, Grossberg GT, et al.: [Memantine treatment in patients with moderate to severe Alzheimer disease already receiving donepezil: A randomized controlled trial](#). JAMA. 2004, 291:317. [10.1001/jama.291.3.317](#)
18. <https://www.fda.gov/news-events/press-announcements/fda-grants-accelerated-approval-alzheimers-drug>.
19. Press D, Alexander M: [Treatment of Alzheimer's disease](#).
20. Sevigny J, Chiao P, Bussière T, et al.: [The antibody aducanumab reduces A \$\beta\$ plaques in Alzheimer's disease](#). Nature. 2016, 537:50. [10.1038/nature19323](#)
21. Schneider L: [A resurrection of aducanumab for Alzheimer's disease](#). Lancet Neurol. 2020, 19:111. [10.1016/S1474-4422\(19\)30480-6](#)
22. Alexander GC, Emerson S, Kesselheim AS: [Evaluation of Aducanumab for Alzheimer Disease: Scientific Evidence and Regulatory Review Involving Efficacy, Safety, and Futility](#). JAMA. 2021, 325:1717. [10.1001/jama.2021.3854](#)
23. https://www.accessdata.fda.gov/drugsatfda_docs/label/2021/761178s000lbl.pdf.
24. Sperling RA, Jack CR Jr, Black SE, et al.: [Amyloid-related imaging abnormalities in amyloid-modifying therapeutic trials: recommendations from the](#). 2011:367. [10.1016/j.jalz.2011.05.2351](#)
25. Farina N, Llewellyn D, Isaac MG, Tabet N: [Vitamin E for Alzheimer's dementia and mild cognitive impairment](#). Cochrane Database Syst Rev. 2017, 1:002854. [10.1002/14651858.CD002854.pub4](#)
26. Aisen PS, Schneider LS, Sano M, et al.: [High-dose B vitamin supplementation and cognitive decline in Alzheimer disease: a randomized controlled trial](#). JAMA. 2008, 300:1774. [10.1001/jama.300.15.1774](#)
27. Freund-Levi Y, Eriksdotter-Jönhagen M, Cederholm T, et al.: [Omega-3 fatty acid treatment in 174 patients with mild to moderate Alzheimer disease: OmegAD study: a randomized double-blind trial](#). Arch Neurol. 2006, 63:1402. [10.1001/archneur.63.10.1402](#)

28. Langa KM, Foster NL, Larson EB. Mixed Dementia: Emerging Concepts and Therapeutic Implications. *JAMA*. 2004;292(23):2901–2908.
doi:10.1001/jama.292.23.2901

UNDER PEER REVIEW