

## Original Research Article

### **Tuber yields associated with the production systems of sweet potato (*Ipomoea batatas* L.) in the locality of Bini-Dang at Ngaoundere, Cameroon**

#### **ABSTRACT**

In Cameroon, the consumption of bakery products, especially bread, occupies a preponderant place in the diet of populations, even in non-wheat-producing countries. The latter is becoming increasingly dependent on wheat-producing nations, particularly during economic crises where wheat is very expensive to import. To remedy this situation, technologies are increasingly being developed to replace wheat flour with flour obtained from local food resources. ~~The purpose of our work was~~ Our research aimed to study the sweet potato (*Ipomoea batatas*) production system in Ngaoundere Cameroon, the locality of Bini-Dang through a descriptive study that took place over a period of four months from July 20 to November 29, 2019. The data were collected on a survey by interview and additional explorations. A total of 60 farmers were interviewed leaving and others from the study area. A survey was conducted to determine the actor's profile relative to the sweet potato sector, type of varieties grown, crop techniques as well as production constraints. Results show that all producers are men with a frequency of 100%. In cultural practice, ridges are used more with a spacing of 15-20 cm between them, which is 66.60% of their frequency. 57.10% of the population uses cow dung to fertilize the soil, and thus to improve sweet potato yield. However, the tuber yield of sweet potato varies between 24 to 55 t/ha. The harvested products are sold to traders and consumers. This information would be used as a database to improve the availability of sweet potato cultivated in the locality of Bini-Dang for the installation of a bread-making industry.

**Keywords:** Bini-Dang, Bread industry, Farmers, *Ipomoea batatas*, Ngaoundere-Cameroon, Production system

Comment [R1]: Unclear what is being referred.

Comment [R2]: ?

Comment [R3]: ??

## INTRODUCTION

*Ipomoea batatas* (L.) Lam belongs to the Convolvulaceae family. It is auto-hexaploid ( $2n = 6x = 90$ ) and cultivated in tropical and subtropical areas [9]. World production of sweet potatoes is reported to be 105 million tons/year [7]. It is the third most important root and tuber crop after potato and cassava in the world [11]. Native to tropical America, sweet potato reproduces by cuttings [4], for human consumption and provides energy to more than 100 million people worldwide [22]. The tuber plays a vital role in alleviating hunger [13] and malnutrition especially in African and Southeast Asian countries where the population increases every year and exerts pressure on land utilization [14]. African yields are estimated to be 4–5 tons per hectare, which is low and roughly one-third of Asian yields, indicating enormous potential for future sweet potato yield increases in Africa [21].

Projects are undertaken to make potato tubers a raw material for material for fuel grade ethanol, biogas, biodegradable plastics, for food and income security and for the baking industry in many African's Country. In a baseline survey to appraise the current potato farming systems in the Adamawa and West regions of Cameroon where conducted by the GIZ-funded project (ONE WORLD – No Hunger, or SEWOH) titled "Green Innovation Centers for the Agricultural and Food Sector" (ProCISA) [8]. But for this to be done, production must be maintained. In this context, the analysis of the potato tuber production system is essential for increasing production. In this respect, the Bini-Dang potato production basin in Adamawais positioned as a leader in the development of the potato sector. The potato production system in the Bini-Dang basin is not mastered. We have no information on the performance of these productions, the problems that the farmers face, the technical itineraries, in short, the following questions continue to arise: what is the production capacity and yield of potato in the Bini-Dang production area? And what are the factors that limit the production capacity and yield? Answering this question requires a study of the potato production system in this area and the factor associated with the production yield.

The production system is defined as the set of material and immaterial elements that are necessary for production. This definition then integrates the biological, physical, and socio-economic dimensions at the farm level. As such, the analysis of the *Ipomoea batatas* production system must be able to answer the following questions: (1) What are the socio-economic characteristics of the production? (2) What is the technical itinerary for sweet potato production (inputs, varieties, seasons, tools)? (3) What are the constraints associated with the production of sweet potato tubers and possible solutions? (4) What is the yield and associated factors, and the purpose of the tubers?

**Comment [R4]:** Ideally, citation should start with [1].

**Comment [R5]:** It doesn't reproduce by cuttings of its own, rather it is propagated by cuttings.

**Comment [R6]:** Potato or sweet potato? The whole paragraph talks about potato!

**Comment [R7]:** ? (African countries)

**Comment [R8]:** ?

**Formatted:** Highlight

**Comment [R9]:** The sentence came out of nowhere. For what to be done?

**Formatted:** Highlight

**Comment [R10]:** Too many repetitive phrases!

**Formatted:** Highlight

**Comment [R11]:** Reference?

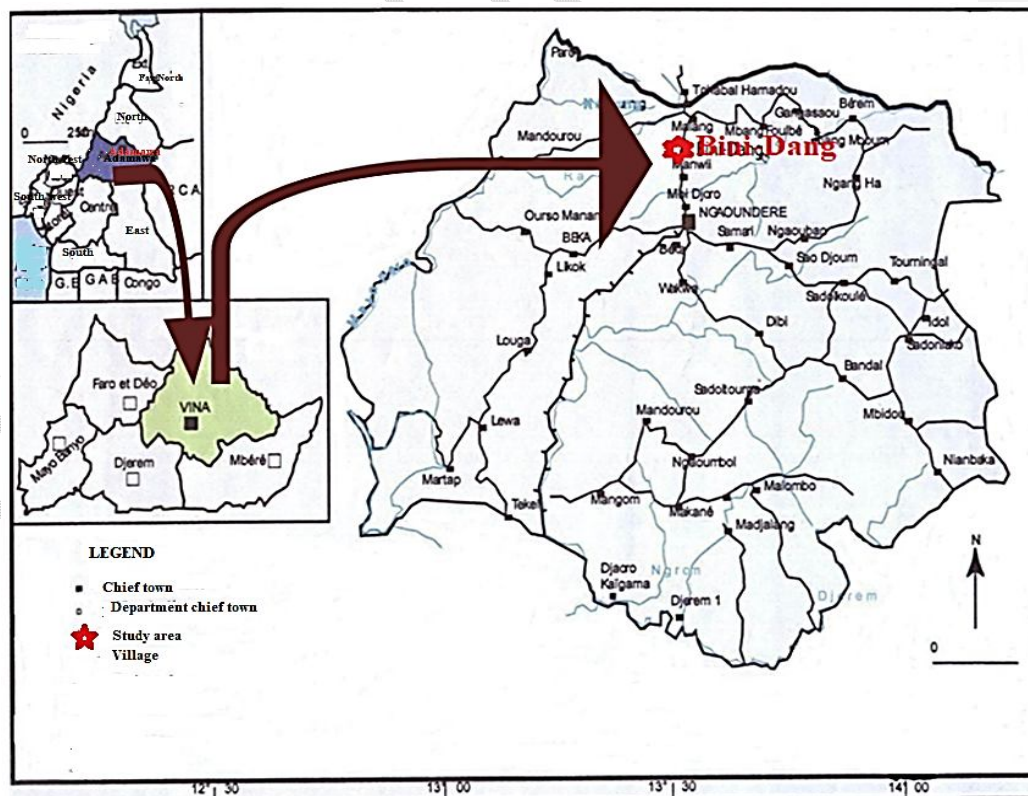
Data on the sweetpotato production system in Africa are scarce. Similarly, data on the sweet potato production system in Cameroon and Adamawa are not enough or are missing. These data are important if the Bini-Dang sweet potato production area is to become a center for agri-food development.

This work aimed to evaluate the production yields associated with farming parameters with the view to improve the availability and the technical itineraries for the *Ipomoea batatas*. The importance of this study relies on that information from this work will serve as a database for the improvement of the sweet potato sector.

## Materials and methods

### Study area

The study was conducted during the cropping season of 2019 in Ngaoundere (Cameroon), especially in the Bini-Dang locality (Fig. 1). The Ngaoundere agro-ecological zone II of Cameroon is characterized by a High Guinean Savannah with five months<sup>2</sup> dry season (November to March) and seven months of the rainy season (April to October). The average annual temperature and total annual precipitations are 25.75°C, and 1 898.6 mm [5], respectively.



**Fig.1.Study area**

## **Methodology**

### **Investigation and data collection**

A descriptive correlational type of study was used and took place over a period of 4 months from July 20 to November 29, 2019. The population of the study was farmers that cultivate sweet potato in the locality of Bini-Dang. A questionnaire was designed to collect data on sweet potato producers. Any farmer that produces sweet potato in the locality of Bini-Dang was included in the study. A total of 60 farmers were interviewed using a questionnaire and the questions were either opened or closed. The questionnaire was developed using the Sphinx Plus<sup>2</sup> Lexia-V5 software. Demographic data related to gender, age, marital status and ethnic origin were collected. The profile of producers, the varieties of sweet potato cultivated, knowledge on sweet potato, the method of sowing, the use of fertilizers, the phyto-technical treatment, the harvesting methods, the transformation and the tubers yields were equally collected.

### **Statistical analysis data**

The Sphinx Plus<sup>2</sup>-Edition Lexica-V5 software was used to design the questionnaire and to analyze the collected data. The graphs, tables and curves were drawn using Excel version 2016 software. Frequency calculation and Chi<sup>2</sup> parametric test were done to establish the link between the production and farming system parameters. The Student test was applied to compare the means between two groups of variables. The test was considered statistically significant at  $p \leq 0.05$ .

Comment [R12]: Repetition

Comment [R13]: t test

## RESULTS

### Socio-demographic characteristics, the experience of sweet potato producers, and cultivated area

The socio-demographic characteristics of sweet potato producers in the locality studied are presented in Table 1. All farmers (100% sweet potato producers) of the Bini-Dang locality were male. In the Adamawa region, populations are mainly of the Muslim religion which considers fieldwork as reserved only for men, while women are not involved in agricultural practice to feed the family. In addition, sweet potato production is mainly for commercialization to provide money, a job that is devoted to men. The most represented (26.70%) majority family size is that with no child followed by the family (25.00%) that has 3 children. Farmers with family sizes of 2 and 4 children represented 20.00% and 8.30%, respectively. The Age of most interviewed farmers (66.60%) ranged between 20-40 years while farmers between 40 -50 years and less than 20 years were represented at 25% and 8.30%, respectively. Also, the survey revealed that 48.70% of farmers were married, 48.70% were single and 6.70% were divorced.

More than half of farmers (66.70%) have less than 5 years of experience in sweet potato cultivation while 8.30% of sweet potato farmers in the Bini-Dang have 10 to 15 years of cultivation experience. This statistic is interesting because the young population in agriculture has more energy in this practice while the older and more experienced in the practice have lost their vigor because of age (Table 1). Regarding the growing area, no area per individual exceeds 5 hectares and the majority (55.3%) cultivated 1-2 ha, while 20% of them cultivated a surface area of less than 1 ha, 15% cultivated between 2-3 ha, and 11.70% cultivated 3-4 ha.

**Table 1**

Socio-demographic characteristics, experience, and surface area of sweet potato producers

<b>Categorical variables</b>	<b>Number of respondents</b>	<b>Percentage (excluding missing values)</b>
<b>Farmer's gender</b>		
Male	60	100
Female	0	0
<b>Farmer's age (year)</b>		
20	5	8.3
20 to 40	40	66.6
40 to 50	15	25.0
<b>Number of children</b>		
0	16	26.7
1	5	8.3
2	12	20.0
3	15	25.0
4	12	20.0
<b>Marital status</b>		
Married	28	46.7
Single	28	46.7

**Comment [R14]:** Can be rewritten in more comprehensive manner. Sentence has become too complex.

**Comment [R15]:** Check tense. Previous paragraph is in past tense. Uniformity should be maintained throughout the manuscript.

**Comment [R16]:** Sounds unusual. Could be written as- no individual had a farming area exceeding 5 ha.

Widow/Widower	0	0.0
Divorced	4	6.7
<b>Farmer's experience(years)</b>		
< 5	40	66.7
[5-10]	7	11.7
[10-15]	5	8.3
>15	8	13.3
<b>Cultivation area (hectare)</b>		
1	12	20.0
[1-2]	32	53.3
[2-3]	9	15.0
[3-4]	7	11.7
5	0	0.0

### Main varieties of sweet potato cultivated by the farmers

The farmers who live in Bini-Dang use many varieties of sweet potato(Fig.2). The main sweet potato varieties cultivated on this site were MARIMAR,CHINESE,IRAN/N°2 variety, and, MOROCCO,.


MARIMAR variety has a particularity in that its development cycle is between 3.5 to 4 months maximum and has a tastier yellow flesh, mealy and resistant to pests. The size of the tubers is not too big, and the plant has a good ability to resist fungus and insect attacks.

CHINESE variety is characterized by the green color of leaves. Tubers are white flesh et white skin. this variety is much more suitable for the dry season.its development cycle is 4 months maximum.

N°2variety/IRAN is characterized by the dark green color of the leaves and wide hairs at the level of the leaves. The local name of this variety is « daneyel » which means 'white' due to the particular white flesh color of the tuber.The stem of this variety has a green color. The fresh tuber has a yellow color when cooked. Its life cycle is 3 to 3.5 months maximum and it is grown much more in the rainy season and has high tubers yields.

MOROCCO variety is also called ANGELINA. The only difference is that the stem and leaves of Angelina are red in color and white flesh. It has a life cycle of 3 to 3.5 months maximum and it is grown much more in the rainy season.

Three other varieties of sweet potato locally called Vaïgorédjii, Follérédjii, and Dankali Aslii were also cultivated but in very limited quantities. Vaïgorédjii tuber looks like *Cucumis melo* fruit. The stem has a red color while the leaves are rather green. When cooked, the tuber has an orange color. Its development cycle is 3.50 to 4 months maximum.Follérédjii leaves are green in color resembling those of *Hibiscus sabdariffa*, and the stem is red.Dankali Aslii is characterized by white color, is unsweetened,and has a development cycle of 3 to 4 months maximum. According to a producer, theunsweetened sweet potato variety is also called Diabetic Dankali based on its recommendation for diabetic patients.



**Fig.2.** Sweet potato varieties

## Used of sweet potato

Table 2 presents the usefulness of sweet potato in the study site and the parts used. The distribution of the frequencies showed that the sweet potato is mainly (86.70%) for food consumption, few cultivated potato tubers for animal feeding (8.30%), and for therapeutic purposes (5%). Regarding the parts used as seeds for planting, the study revealed that the stem is the key element for sweet potato production with 86.70% of the population using the stem for planting while 5% used the roots and 8.3% the tubers.

**Table 2**

Utility of sweet potato and partly used as seed

Comment [R17]: A more suitable title is needed.

Categorical variables	Number of respondents	Percentages (excluding missing values)
<b>utility</b>		
Therapeutic	3	5.00
Ornamental	0	0.00
Human food	52	86.70
Agricultural	0	0.00
Animal feed	5	8.30
<b>Part used as seed</b>		
Root apparatus	3	5.00
Stem	52	86.70
Leaves	0	0.00
Tuber	5	8.30
Inflorescences	0	0.00
Fruits	0	0.00

## Technical production routes

Few technical itineraries are used during sweet potato farming. This includes many operations such as land preparation, plant materials, etc.

**Land preparation:** During land preparation, farmers spray the grass and crop residues of previous crops with an herbicide. After spraying, the grasses decompose and serve as humus or organic fertilizer for soil fertilization. Then ridges are constructed by heaping soil up.

**Planting materials:** Farmers propagate sweet potato vegetatively, using vine cuttings. Cuttings from the TIPS of the vine are the best planting material. The vine cuttings are taken from healthy stems free from viruses (Fig.3). They should be 30 to 40 cm and have 3 to 4 nodes. The younger the cuttings, the better their success.



**Fig. 3.**Plant vine tip cuttings

**Planting of vine tip cuttings:**The steps for planting the cuttings are as follows:

- (1) Allow the cuttings to dry (wilt) slightly in the shade before planting them; drying in the shade limits the rotting of the cuttings when they are planted;
- (2) Usually, the leaves of the 2 base nodes are removed, but in some cases, the cuttings are completely stripped (removing all the leaves);
- (3) It is advisable to disinfect them by soaking them for a few minutes in an insecticide-fungicide solution in order to fight against weevils and other enemies of this crop;
- (4) After soaking in the insecticide, the cuttings are ready to be planted;
- (5) We make logs. A spacing of around 50 centimeters is recommended to obtain ridges large enough for the underground part of the crop.

**Growing soil:**Table 3 revealed that the soil is a key parameter for sweet potato production and 93.3% of farmers choose the soil before allowing it to plant. The type of plowing is essentially based on the formation of ridges. The formation of ridges allows the soil to be aerated and thus encourages the tubers to develop freely without constraint and the distance between the seedlings was mainly (66.6%) between 15 to 20 cm, although some farmers (33.4%) preferred the distance of 20-25 cm between vine tips cuttings. According to the farmers, the distance of 15-20 cm makes it possible to obtain not only a high yield in terms of quality but also an average enlargement of the tubers.

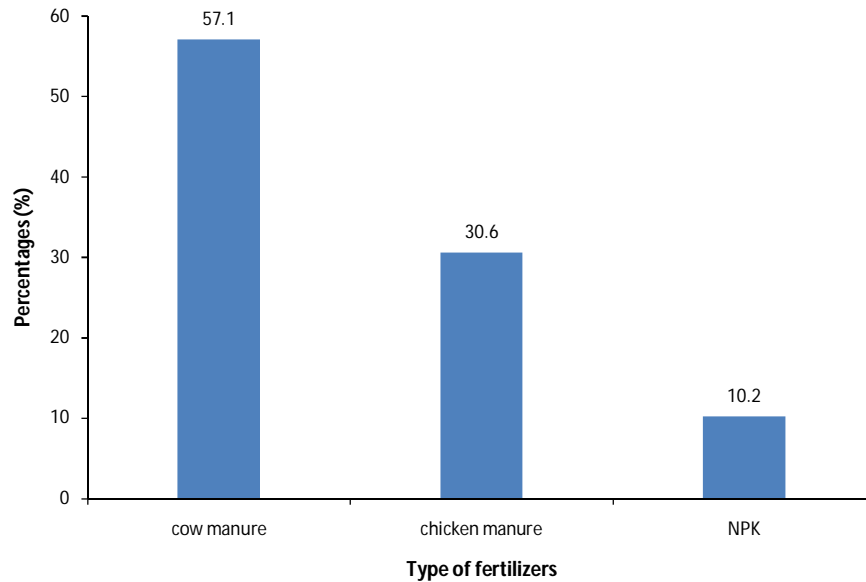
**Sowing time:** According to farmers, the sowing time varied depending on rainfall. Farmers in the localities surveyed responded that sowing begins in April (1.70% of respondents), but most of the farmers (51.70%) do it in June. The population of the locality prefers to plant their fields in June probably based on the availability of water, June being the month with maximum rainfall in the locality.

**Types of fertilizers:** The use of fertilizers is common in the locality. Most of the farmers (82%) fertilized their soil using either chemical NPK (10.2%) or organic (87.7%) while only 18% do not use fertilizer. The most common organic fertilizer used is cow manure with 57.1% of the respondents(Fig.4).

**Comment [R18]:** Sentences need restructuring to bring uniformity of tense and voice (active/passive)

**Comment [R19]:** This sounds like a hypothesis. Why not correlate spacing and yield data to reach to a concrete conclusion?

**Comment [R20]:** Do or did?



**Fig.4.**Distribution frequency of the type of fertilizers

The time of application of the fertilizer varied from one producer to another, either at the start of production during land preparation (essentially for organic fertilizers), or at mi-production (essentially chemical fertilizer). As reported in Table 3, 61.70% of the population fertilized their soil before cultivation while 20% of farming fertilized at mi production, revealing that some organic fertilizers (about 10%) were applied during production. Generally, at the end of the harvest, the farmers buried organic waste in soil in order to wait for the next season. According to farmers, fertilization is aimed at increasing the yield of production (53.3%), increasing the tuber size (20%), and in some few cases driving out pests (2%).

**Harvest of sweet potato:** Table 3 shows that the harvest period was between October and December with 56.7% from October to November and 43.3% between November and December. The harvesting period coincided with the end of the rainy season making the soil moist and easily exploitable. The harvesting period was recognized by the changing of the leaf color from green to yellow. For harvesting, farmers used digging by shovel as the most applied technique (65.00%) while rigging up (28.3%) and digging by hand (6.7%) were less reported. The period was appropriate to avoid pest attacks and plant diseases.

**Table 3**

Technical production system

<b>Categorical variables</b>	<b>Number of respondents</b>	<b>Percentage (excluding missing values)</b>
<b>Type of soil</b>		
Yes	56	93.3
No	4	6.70
<b>Type of plowing</b>		
Formation of ridges	60	100
Others	0	0.00
<b>Distance between vinetips</b>		
15-20 cm	40	66.60
20-25 cm	20	33.4
<b>Application time</b>		
Start of production	37	61.7
mi- production	12	20.0
<b>Importance of fertilizers</b>		
Increases tuber size	15	25.0
yield increases	32	53.3
drives out pests	2	3.3
<b>Physiological maturity</b>		
yellow leaf	60	100
<b>Time of harvest</b>		
October- November	34	56.7
November-December	26	43.3
<b>Harvesting technique</b>		
Digging by shovel	39	65.0
Ripping up	17	28.3
Digging by hand	4	6.7

**Conservation and sailing of the tubers:**68.30% of the population surveyed sold their products after the harvest, while 31.7% of the population sold them in the field (Table 4). Sailing after harvesting was reported to avoid disease attacks which generally start on the farm, but this needs space and structure for conservation. About 83.4% of farmers produced the tubers for commercialization while only 13.4% do it for consumption. In addition, 91.7% of respondents conserved their products after harvesting. Then, conservation appears essential in the sweet potato production chain as it helps to sell the product at a competitive price in the market, with most of the tubers being exported to other regions for sale.

Comment [R21]: Prior to harvesting?

Comment [R22]: Or selling?

Comment [R23]: Or simply, storage?

**Table 4**

Sale and conservation of harvested products

<b>Categorical variables</b>	<b>Number of respondents</b>	<b>Percentages (excluding missing values)</b>
<b>Sale</b>		

Field sales	19	31.7
Post-harvest sales	41	68.3
<b>Conservation</b>		
Yes	55	91.7
No	5	8.3
<b>Utility</b>		
Sale	50	83.4
Consumption	10	16.6

### Yields of sweet potato production

Results reported from the survey revealed that tuber yields were between 200 and 275 bags per hectare, a bag weighing an average of 120 kg. This makes the yields vary between 24 and 55 t/ha. The yield of potato products among the farmers surveyed varied from 200 bags to 275 bags per ha. About 40% of farmers reported harvesting 200-225 bags while 26.7% reported harvesting 251-275 bags/ha, and 33.3% reported harvesting 226-250 bags/ha (Fig. 5). The data represented an average yield in the area of 32.05 tons/ha.

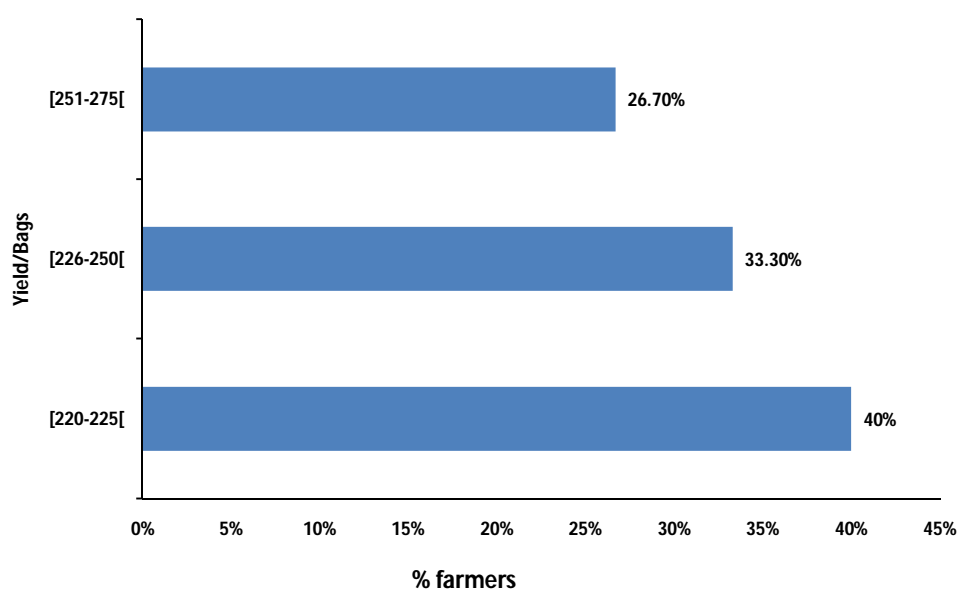


Fig. 5. Percentage distribution of sweet potato tubers (yield/bags)

### Limiting factors of production and local strategies used by farmers

The production is limited by a number of factors shown in Table 5. Diseases and pests appeared as the most represented with a frequency of 75%, overgrazing followed with a percentage of 16.70%, and finally rainfall with a percentage of 8.30%. These values showed that in the Adamawa region, potato cultivation is threatened by diseases and pests. It may then be hypothesized that the farmers do not master the means of combating these limiting factors of cultivation.

Some means are locally used by farmers to fight against the limiting factors of production. It appears that 60% of the farmers used pesticides/insecticides (CIGOGNE), to fight against diseases as well as pests that limit productivity and herbicides) while 38.30% of the farmers rather do weeding. Biological control was poorly represented with a frequency of 1.7%.

**Table 5**

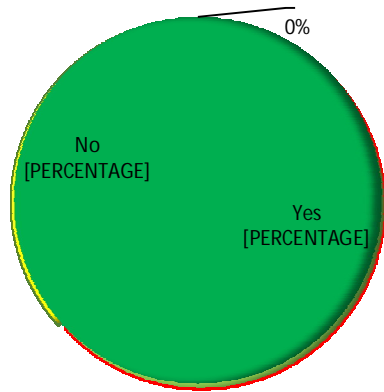
Constraints in sweet potato production

<b>Categorical variables</b>	<b>Number of respondants</b>	<b>Percentage (excluding missing values)</b>
<b>Constraint</b>		
Diseases and pests	45	75.0
Overgrazing	10	16.7
Rainfall	5	8.3
<b>Mechanism of control</b>		
Biological control	1	1.7
Weeding with hand	23	38.3
Pesticide/insecticide	36	60.0

Comment [R24]: spelling

**Transformation**

Fig.6 shows that 63% of the producers surveyed processed sweet potato. This allows farmers to avoid losses due to tuber rot, for better preservation and for selling. The most important processing form of sweet potato is flour, while other forms existed including sweet potato chips.



**Fig.6.**Percentage of sweet potato transformation

**Relationship between yield tubers and production variables**

Table 6 presents the relationship between the yield of tubers and the variables age of the farmers, variety, type of fertilizer used and the inter-pack spread. It appears that the age of farmers was not significantly associated to the age of the farmers. However, farmers with production 251-275 bags/ha were less represented in those of age <30 years (5.60%) compared to farmers age 40-50 years which reported higher frequency (33.30%). Although the variation was not significant, the high frequency observed for old farmers compared to youngsters revealed the high experience of olders in the mastering of farming.

We equally found no significant relation with varieties grown specially between the white and yellow varieties. However, we may have highlighted the higher percentage of yield [251-275[ for the white variety (27.90% for white vs 23.50% for yellow) and the lower percentage of yield [200-225[ for the yellow variety (47.05 for yellow vs 37.20% for white).

The type of fertilizer was found significantly associated to yield ( $P \leq 0.01$ ). Cow manure was found to produce a higher yield as compared to poultry manure. In fact, the data in the table show that the higher percentage of yield [251-275[ for cow manure (37.5 for cow manure vs 17.79% for poultry manure) and the lower percentage of yield [200-225[ for poultry manure (66.16 for poultry vs 25 % for cow).

Space between poquets was also found not significantly dependent on the yield production of potato tubers. However, medium yield [226-250[ bags/ha were reported higher for distance 25-40 cm (50% for

25-40 cm vs 30.14 for 15-25 cm) while lower yield [200-225[ bags/ha were reported higher for distance 15-20 cm (41.07 % for 15-25 cm vs 25% for 25-40 cm).

**Table 6**

Relationship between tubers yield and sweet potato varieties

Categorical variables	Yield (bag/ha)			P-value
	[200-225[	[226-250[	[251-275[	
<b>Age</b>				
<30	9(47.36)	9(47.36)	1(5.26)	<b>P=0.829</b> <b>ddl= 4</b>
30-40	10(50)	6(30)	4(20)	
40-50	5(33.33)	5(33.33)	5(33.33)	
<b>Varieties</b>				
IRAN	16(37.20)	15(34.88)	12(27.90)	<b>p=0.78</b> <b>ddl=2</b>
MARIMAR	8(47.05)	5(29.41)	4(23.53)	
<b>Types of fertilizers</b>				
Cow manure	6(25)	9(37.5)	9(37.5)	<b>P=0.01</b> <b>ddl=2</b>
Poultry manure	12(63.16)	4(21.05)	3(15.79)	
<b>Inter-pack spread</b>				
15-20 cm	23(41.07)	18(32.14)	15(26.78)	<b>P=0.739</b> <b>ddl=2</b>
20-25cm	1(25)	2(50)	1(25)	

## DISCUSSION

Production of sweet potato plays a central role in the survival of the population of BINI. The tubers are produced firstly for sale and few are used for their own consumption. The tubers are commercialized not only in Ngaoundere markets but also in the North region of Cameroon and over in Chad. The tubers are bought for food consumption and contribute to food security in Cameroon and sub-region of central Africa. While many food products are cultivated for family consumption, sweet potato appears to generate wealth, then to reduce poverty in the rural sector and, to contribute to social balance. The fact that the tubers are produced for sale justified that only men were associated with the culture of sweet potatoes in the area under study. Worth mentioning is the importance of experience in farming [18], and in this case, more than 30% of the farmers experienced more than 5 years of production and commercialization of the sweet potato tubers. In sub-Saharan African families, the role of men amongst many is to generate a budget for the family because women work on farms for feeding. Our findings seem to corroborate this traditional role attributed to men. Based on the role it plays in the social stability in the region, sweet potato production is an issue that needs to be addressed with interest in our production area.

*Ipomoea batatas* was probably introduced to Cameroon from tropical America about the end of the 19<sup>th</sup> century [16]. It is cultivated in all the five agro-ecological zones of Cameroon. We inventoried 6 varieties (N°2 (IRAN) variety, MARIMAR Variety, VAIGOREEDJI variety, DANKALI ASLII variety, MOROCCO / ANGELINA variety, and CHENESE variety) of sweet potatoes produced. A recent report by [8] revealed some other names of sweet potato varieties cultivated in the Adamawa region: Dosa, Désirée,

Cipira, Manate, and Bansa. Among the 5 varieties observed, 2(TIB1 and IRAD 1112) were introduced by IRAD (Research Institute for Agronomic Development in Cameroon) between 1980 and 1983 for making this area a basin of sweet potato production. During our investigation, we did not find varieties called TIB1 and IRAD cultivated. However, the most cultivated varieties MARIMAR(yellow flesh color) and IRAN or N°2 variety (white flesh color) probably represented based on their description of the varieties TIB1 and IRAD 1112, respectively. The new name is probably a consequence of the familiarity and beauty of the varieties, and their impact in daily life. Daneyel is also a local name that means 'white' due to the particular white flesh color of the tuber. Dankale aslii or dankalidiabetes is also a local name that means unsweetened potato, and based on its low level of sugar is advised for diabetics. Generally, populations have mastered sweet potato production and consumption in order to improve their daily life: the type of soil and plowing used, the type of fertilizer, and the period and technic of cultivation and harvesting. While cultural techniques have been subjected to changes over time, many producers used few variable techniques.

Potato tubers are used for human consumption [16]. In industry, these tubers are used for the production of starch, alcohol, and acetic acid [2]. It is reported in this study that the tuber yield of sweet potato N°1 and MARIMAR variety are not statically different (32.05 t/ha as average tuber yields). This high yield of the two varieties cultivated testifies to the quality of the soil, the climate, the temperature, and the fertilizers used. Although no relationship was found between the yield of the two varieties probably related to the small sample size (60), many other studies elsewhere showed that production yields are influenced by variety [17]. [19] studied the effects of different doses of mineral fertilizer on the yield of two varieties of potato in Bouaké, central Ivory Coast, and reported that the yield varied from 9.68 to 15.15 t/h depending on the variety and the dose of fertilizer used. This variability in yield according to variety suggests that these varieties have different genotypic [16] [12] and are cultivated in the rainy season. It would therefore be interesting to carry out a molecular characterization of the potato varieties surveyed and cultivated for 2 seasons. Many farmers in the Santchou region of Cameroon cultivated sweet potato in two seasons by using irrigation techniques and in three seasons when the spaces were situated in the swamps [1].

There is not a significant correlation between the yield and the age of the farmers ( $P \leq 0.829$ ). represented in Table 6 however. These results could be explained on the one hand by the fact that people in the 40-50 age group are likely to have a lot of experience in potato cultivation on the other hand, the availability of family labor and where the availability of financial resources to finance the agricultural activity of sweet potato. Previous studies supported that the farmer's age is a significant socioeconomic

Comment [R25]:

Comment [R26]: Name followed by bracketed number is preferable. For example- XYZ [19] reported...

Comment [R27]: ?

factor for crop production [6]. Middle-aged and young farmers have proved to be active and ready to provide the highest crop production [10].

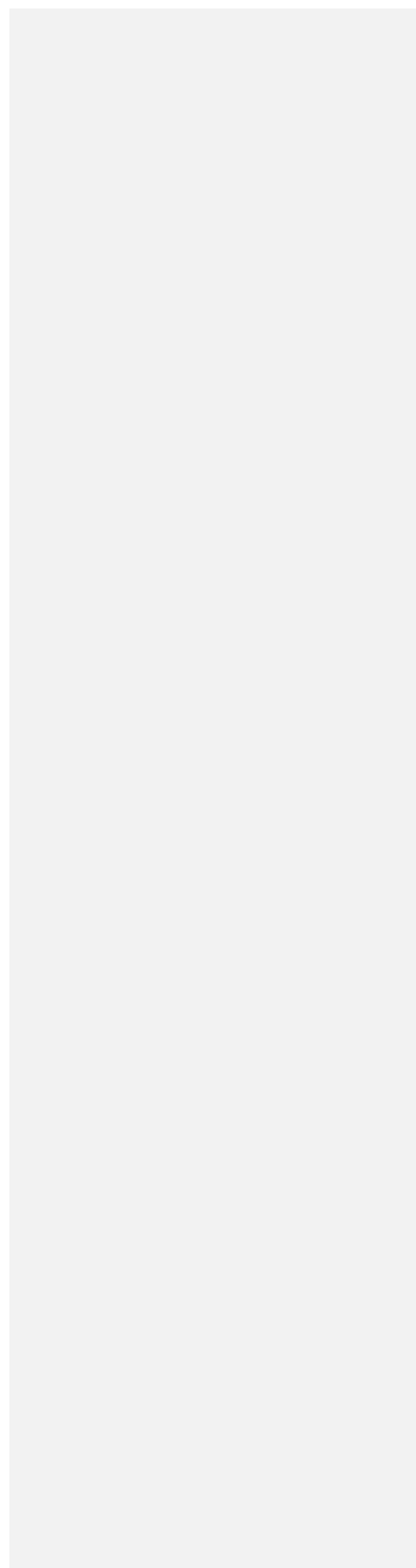
From the result of the relationship between yield and fertilizers, it can be seen that there is a highly significant correlation between yield and fertilization ( $P \leq 0.01$ ). From these results, we can say that cow manure contains important elements for soil nutrient supply. In our population study, most of the farmers (82%) fertilized their soil using either chemical NPK (10.20%) or organic (87.70%) while only 18% do not use fertilizer. This result corroborates those of [8] show that all the interviewed farmers in the Adamawa Region used fertilizers, be it organic or mineral, and others don't fertilize their properly sweet potato. It was reported in this study that some farmers in Bini Dang use chemical fertilizers for sweet potato cultivation. However, several authors [15, 20, 23] revealed that chemical fertilizers have an immediate beneficial effect on crops yields, but are added continuously over a long period can decrease soil quality and, their high cost makes them inaccessible to poor farmers. [3] stated that inorganic fertilizers may cause poor development of the root system which is very important for the tuber development of sweet potato. Moreover, chemical fertilizers pollute the environment and do not contribute to sustainable agriculture. In this context, the cultivation of sweet potato by using biological fertilizers in the Bini-Dang locality is a necessity. Thus, our future studies will focus on the study the influence of biological fertilizers on sweet potato productivity in our locality.

Comment [R28]:

### CONCLUSION

This study assessed the sweet potato system of production in Bini-Dang (Adamawa Cameroon) for the establishment of a bread-making factory. Sweet potatoes are produced using cuttings. The cuttings come from tubers or stem put in nurseries by the producers themselves or by special multipliers from whom the producers buy. In the cultivation practice, the producers use more ridges than mounds with a 50 cm space between two consecutive holes. In most cases, the varieties with a cycle of 3 months are grown. In the study area, producers have been practicing this activity for more than 15 years. However, in sweet potato production, fertilizers such as NPK, cow, and chicken droppings were used to increase yields. In addition, yields vary from 27 to 32.05 tons per hectare in the cultivated area depending on the type of varieties. The harvested tubers are sold directly because of the lack of storage facilities. In the farming environment, most of the harvest is sold to consumers and traders from the region. To meet the requirements of buyers and consumers, producers prefer white tubers. Sweet potato production faces a difficulty related to diseases that attack the tubers. The results obtained in the present study would help to improve the availability of sweet potato tuber in Adamawa Cameroon, for the installation of a bread-making plant.

UNDER PEER REVIEW



## REFERENCES

- [1] **M. Abdoulay, E. Fon Dorothy, T. Platini.** Geography of the Production of *Ipomoea batatas* (Sweet Potato): An Analysis in the Space of Santchou (West-Cameroon) SSRG *International Journal of Humanities and Social Science* (SSRG -IJHSS) - Volume 6 Issue 2 Mar to April (2019).
- [2] **S.O. Afuape.** Selected sweet potato research in Nigeria. 6th Subsaharan sweet potato meeting, Accra, Ghana. 25-26 Feb. (2013).
- [3] **Chandini, R. Kumar, O. Prakash.** The impact of chemical fertilizers on our environment and ecosystem. *Res Trends Environ Sci* (2019) 69-86.
- [4] **L.O. Chen, H.S. Lo, T.H. Chen, L. Lee.** Peroxidase zymograms of sweet potato (*Ipomoea batatas* (L.) Lam) grown under hydroponic culture. *Botanical Bulletin of Academia Sinica*, v.33, (1992) p.247-252.
- [5] **N.A.N. Derogoh, C. Megueni, T.L. Tchuenteu.** Study of intercropping system castor bean and legumes on seeds yield and yield related traits in two agro ecological zones of Cameroon. *Scholars Journal of Agriculture and Veterinary Sciences*, 5(6) (2018) 2348–8883.
- [6] **M.Dhraief, S. Bedhiaf, B. Dhehibi, M. Oueslati, O. Jebali, Y. Salah.** Factors affecting the adoption of innovative technologies by livestock farmers in arid area of Tunisia, 3(5) (2018). DOI 10.13140/RG.2.2.15795.27686
- [7] **Food and Agriculture Organization of the United Nations – FAOSTAT** – [citado em 07 de março de 2020]. Disponível em: <http://www.fao.org/faostat/en/#data/QC>
- [8] **A.Ibrahima, D. Harahagazwe, V. Fornkwa, A. Apan, E. Tiozang, M. Parker.** Appraisal of Potato Production Practices in the Adamawa and West regions of Cameroon. *Baseline Survey Report*, Peru: International Potato Center (2021).
- [9] **M.Kaola, A. Hema, K. Somé, E. Palé, A. Sérémé, J. Belem, M. Nacro.** Evolution of eight orange flesh sweet potato (OFSP) varieties for their total antioxidant, total carotenoid and polyphenolic content. *J. Nat. Sci. Res.*, 3(4) (2013)67-72.
- [10] **S.Z. Kimaru-Muchai, F.K. Ngetich, M. Baaru M.W. Mucheru-Muna.** Adoption and utilization of Zai pits for improved farm productivity in drier upper Eastern Kenya. *Journal of Agriculture and Rural Development in the Tropics and Subtropics*, 121(1) (2020) 13-22.
- [11] **T.F.Laban, K. Peace, M. Robert, K. Maggiore, M. Hellen, J. Muhumuza.** Participatory agronomic performance and sensory evaluation of selected orange-fleshed sweet potato varieties in south western Uganda. *Global Journal of Science Frontier Research*, 15 (2015) 25-30.

- [12] **A. Mohammed.** Evaluating the Performance of Improved Sweet Potato (*Ipomoea Batatas*) Varieties at Shishir, Southern Ethiopia. *International Journal of Research in Agriculture and Forestry*, 5(6)(2018), pp 33-36.
- [13] **M. Mollinari, B.A. Olukolu, G. Pereira, S. Da, A. Khan, D. Gemenet, G.C. Yengo, Z.-B. Zeng.** Unraveling the Hexaploid Sweet potato Inheritance Using Ultra Dense Multilocus Mapping. *G3 Genes Genomes Genet.* 10 (2020) 281–292. <https://doi.org/10.1534/g3.119.400620>.
- [14] **S.K. Naskar, A. Mukherjee, M. Nedunchezhiyan, K.R. Rao.** Evaluation of sweet potato cultivars for quality traits. In: *New Rand Initiatives in Horticulture for Accelerated Growth and Prosperity, 3rd Indian Horticultural Congress* pp. 340 (2008).
- [15] **O.B. Ojuederie, O.S. Olanrewaju, O.O. Babalola.** Plant growth-promoting rhizobacterial mitigation of drought stress in crop plants: *Implications for sustainable* (2019).
- [16] **C. Owori, I. Berga, R.O.M. Mwanga, A. Namutebi, R. Kapinga.** Sweet potato recipe book: sweet potato processed products from eastern and Central Africa. Kampala-Uganda (2007) 93 p.
- [17] **H. J. Pfeiffer.** Sweet potato improvement in Cameroon. In *Root Crops in Eastern Africa: proceedings of a workshop held in Kigali, Rwanda, 23-27 Nov. 1980*. IDRC, Ottawa. ON,CA (1982).
- [18] **E.S. Salau, A.Y. Lawee G.E. Luka, D. Bello.** Adoption of improved fisheries technologies by fish farmers in Southern agricultural zone of nasarawa State, Nigeria. *Journal of Agricultural Extension and Rural Development*, 6(11) (2014) 339-346.
- [19] **B. Sidiky, K. Zoumana, D. Konan, E. Brice, K.J.H. Martial.** Effects of the organic and NPK fertilizers on the growth and yield of sweet potato (*Ipomoea batatas* (L) Lam) in the centre of Cote d'Ivoire; *Asian Journal of Soil & Plant Nutrition*. 4(3) (2019) 1–14. Article no. AJSSPN.47320.
- [20] **P. Sklenicka, J. Zouhar, K.J. Molnarova J. Vlasak, B. Kottova, P. Petrzelka, M. Gebhart, A. Walmsley.** Trends of soil degradation: Does the socio-economic status of landowners and land users matter?(2020). *Land Use Policy* 95: 103992. DOI: [10.1016/j.landusepol.2019.05.011](https://doi.org/10.1016/j.landusepol.2019.05.011).
- [21] **L. G.Tewoderos, M. A. Melkam, B. F. Tilahun.** Evaluation of released sweet potato (*Ipomoea batatas* (L.) Lam) varieties for yield and yield-related attributes in Semen-Bench district of Bench-Sheko-Zone, South-Western Ethiopia. 8(10) (2022). <https://doi.org/10.1016/j.heliyon.2022.e10950>
- [22] **C. Tortoe, P. T. Akonor, K. Koch, C. Menzel, K. Adofo.** Physicochemical and functional properties of flour from twelve varieties of Ghanaian Sweet Potatoes. *Int. Food Res. J.*, 24 (6) (2017) 2549–2556.
- [23] **C. Wu, J. Huang, H. Zhu, L. Zhang, B. Minasny, B.P. Marchant, A.B. McBratney.** Spatial changes in soil chemical properties in an agricultural zone in southeastern China due to land consolidation. *Soil Tillage Res* 187 (2019) 152-160. DOI: [10.1016/j.still.2018.12.012](https://doi.org/10.1016/j.still.2018.12.012).