

Original Research Article
**Effect of Initial Two Years of COVID-19
Pandemic on Coverage of Various Types of
Vaccines Covered under the National
Immunization Schedule in a Tertiary Care
Hospital of Rajasthan, India**

ABSTRACT

Introduction:

Immunization is one of the most cost-effective public health interventions responsible for saving lives of numerous children. COVID-19 pandemic induced disruptions in the routine immunization services has resulted in India responsible for 2.7 million children unvaccinated. Present study aimed to estimate the changes in coverage of various types of vaccines in initial two years of COVID-19 pandemic in a tertiary-care hospital in Jaipur, Rajasthan, India.

Methods:

This was a record based ecological study conducted retrospectively at paediatric tertiary-care hospital, Jaipur. Data of number of doses of each vaccine administered to children (0-16 years) as per the National Immunization Schedule for the period January 2019 to December 2021 were retrieved from the immunization records. Percent change was used to compare levels with pre-pandemic year 2019. Simple moving average method was used to depict the trend in vaccine doses administered.

Results:

A downward trend was observed in the total doses of vaccines administered in both years 2020 and 2021 with the overall percent change being -26.4% and -22.5% respectively. The year 2020 recorded maximum negative difference of -62.4% in dose of Td (10 years) followed by DPT Booster-2 (-51.5%). The year 2021 recorded maximum negative difference in dose of Td (16 years) (-51.4%) followed by OPV-3 and Pentavalent-3 (-36.1% each).

Conclusion:

The total vaccine doses administered along with the majority of the vaccine under the immunization schedule have shown a negative percent change extending till December 2021. It is recommended to monitor the catch-up immunization levels and strengthen the health system to prevent such disruption in futures. Also, awareness through online or offline media can be customized as per caregivers of different age-groups of children.

Keywords: Routine Immunization, COVID-19, Polio, DPT, Vaccination

1. INTRODUCTION

The emergence of the novel corona virus was declared as a Public Health Emergency of International Concern (PHEIC) on 30th January 2020 and as a pandemic on 11th March 2020

[1]. This led to governments implementing measures like country-wide lockdowns, travel restrictions, and social distancing. [2] Routine immunization services were disrupted during the pandemic as only essential and emergency medical services were operational in both the public and the private sector. This has resulted in a drop in the essential immunization service coverage in all WHO Regions with the South-East Asian Region being most affected with a drop of 9% [3]. Also, 18 million children were left out by immunization services (zero-dose children) in the year 2021, a figure last seen about sixteen years ago (2005). [3] Amongst the ten countries accountable for the 62% of zero-dose children, India reported the highest number of (2.7 million) children unvaccinated followed by Nigeria. [3]

Immunization is one of the most cost-effective public health interventions responsible for protecting numerous children from illness and disability and ultimately enhancing their quality of life [4]. The Indian government launched “*Mission Indradhanush*” which is the world’s biggest immunization programme with respect to number of beneficiaries, quantities and different types of vaccines and vast regional distribution that caters to approximately 27 million newborns per year. [5] Disruption of the routine immunization schedule of children is a major risk for lessening of herd immunity below threshold levels and ultimately resulting in outbreaks of vaccine preventable diseases (VPDs) that would further overwhelm the health systems. [6] Although the full immunization coverage in children aged 12-23 months has recorded considerable improvement at the national level to 76% and in Rajasthan to 80.4% as per the National Family Health Survey, 2019-20 [7], COVID-19 induced disruption may negatively impact the work put in to increase the immunization coverage and at worst lead to emergence of outbreaks of VPDs.

Many studies have reported the disruption for each vaccine in the immunization schedule, however only for initial months of year 2020 [8-10]. Few studies have only reported disruption in the routine immunization services and given the total decrease in the vaccine coverage [11]. The present study was conducted with the objective to estimate the changes in coverage of various types of vaccines covered under National Immunization Schedule, in initial two years of COVID-19 pandemic at a tertiary-care paediatric hospital in Jaipur, Rajasthan, India.

2. MATERIAL AND METHODS

The present study was a record-based ecological study that was conducted retrospectively at an immunization centre of a tertiary-care paediatric hospital in Jaipur, Rajasthan. Purposive sampling was done for the selection this institute as it was attached to a government teaching medical college and catered to large volumes of paediatric patients and here all children between 0 and 16 years of age were routinely vaccinated free of cost as per the National Immunization Schedule (NIS) under the Universal Immunization Programme (UIP). The vaccination for pneumococcal pneumonia (PCV) was added to immunization schedule in the year 2019 in Rajasthan. In the immunization centre of the present study, the birth dose vaccines (Hepatitis-B dose, OPV-0 dose and BCG) are not given routinely (only to those who were admitted in the hospital or had missed them) since the service of institutional delivery was not available.

2.1 Data Collection and Statistical Analysis

Data were collected for a duration of three years, i.e. 1st January 2019 to 31st December 2021 so as to compare the COVID-19 pandemic period (years 2020 and 2021) with matched periods of the pre-pandemic year 2019. There were no ethical issues involved in the conduct of this study. Informed consent was not necessary because only anonymized routine record data were analysed retrospectively. The data for number of vaccine doses administered were retrieved from the ‘beneficiary immunization record’ registers which was then triangulated with the ‘vaccine stock’ registers by the investigator. Data on both the periods of

lockdown in years 2020 and 2021 were retrieved from the official website of Government of Rajasthan (<http://rajswasthya.nic.in/Index.htm>). Adjustments for any calendar variations were made as a prerequisite to data analysis so as to make the data comparable across all three years. Simple moving average method was used to analyse the trend of the vaccine doses administered. Average change in data series over a three month period, i.e. three-monthly moving average was done for the period January 2019 till December 2021. Percentage change was used to compare each vaccine dose count in pandemic period (years 2020 and 2021) with pre-pandemic period (2019). SPSS trial version (v26) (IBM Corp., USA) was used for the data analysis.

3. RESULTS

A downward trend was observed in the total vaccine doses administered from January 2019 till December 2021. Various specific periods of COVID-19 pandemic have been highlighted in Figure-1.

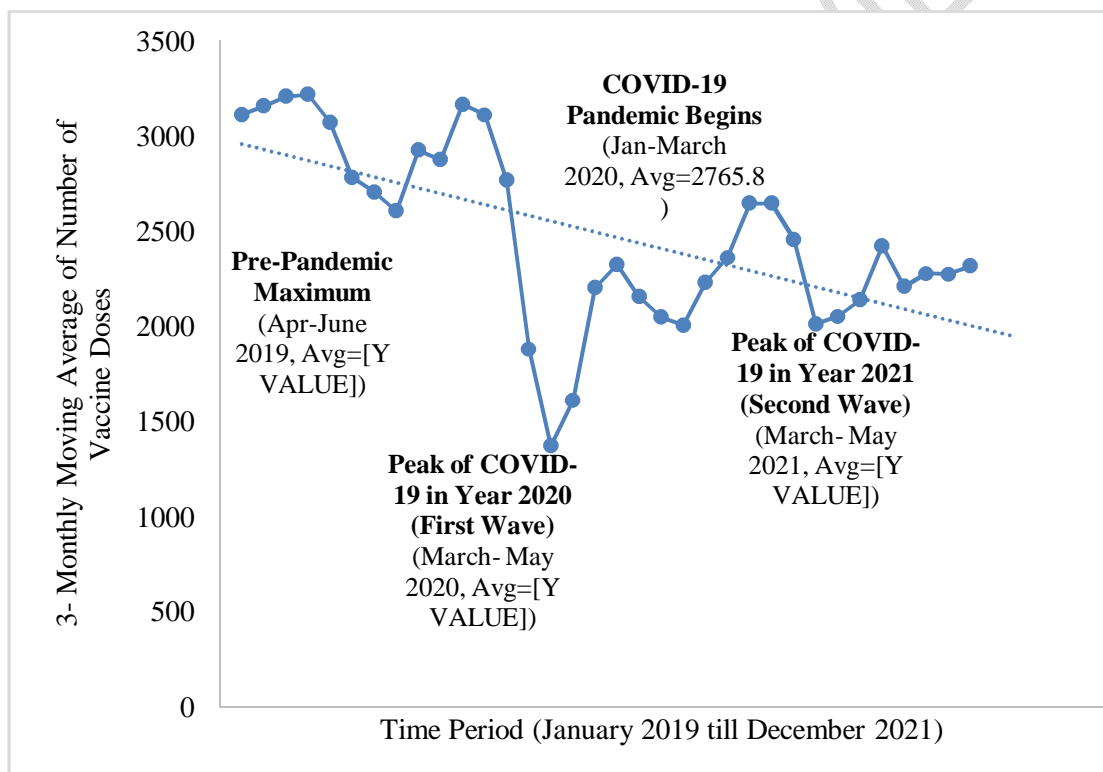


Figure-1: Trend in Time Series Analysis: 3-monthly Moving Average for January 2019-December 2021

There was an overall negative percent difference in the total doses of vaccines administered in the year 2020 (-26.4%) and year 2021 (-22.5%). Since PCV administration began in 2019, positive percent change was shown by it. On comparing individual vaccine coverage with base year 2019, it was found that year 2020 recorded maximum negative difference in dose of Td (10 years) (-62.4%) followed by DPT Booster-2 (-51.5%); year 2021 recorded maximum negative difference in dose of Td (16 years) (-51.4%) followed by OPV-3 and Pentavalent-3 (-36.1% each). (Figure-2, 3)

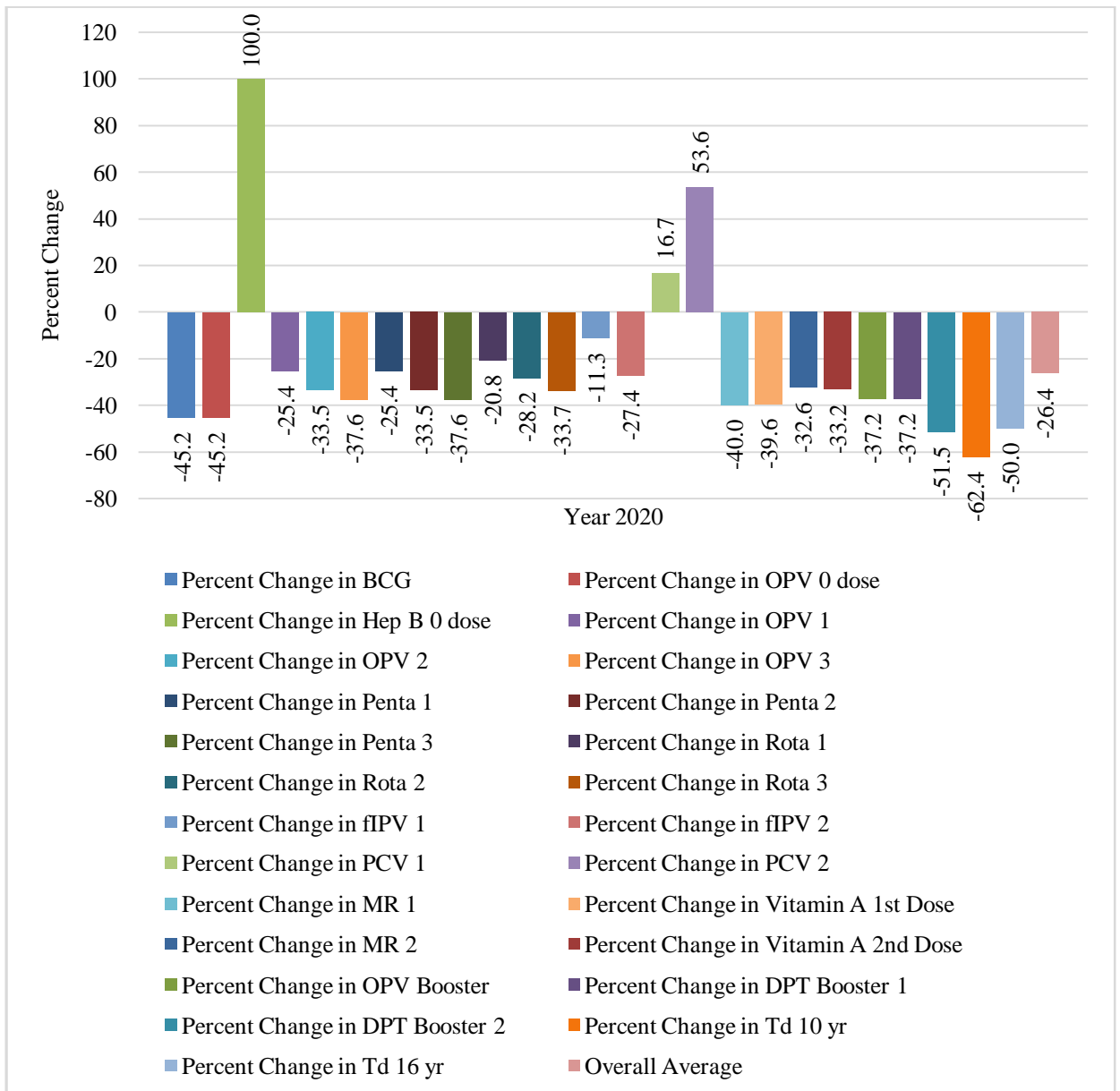


Figure-2: Percent Change in Various Types of Vaccine Coverage in the Year 2020 on Comparison with Base Year 2019

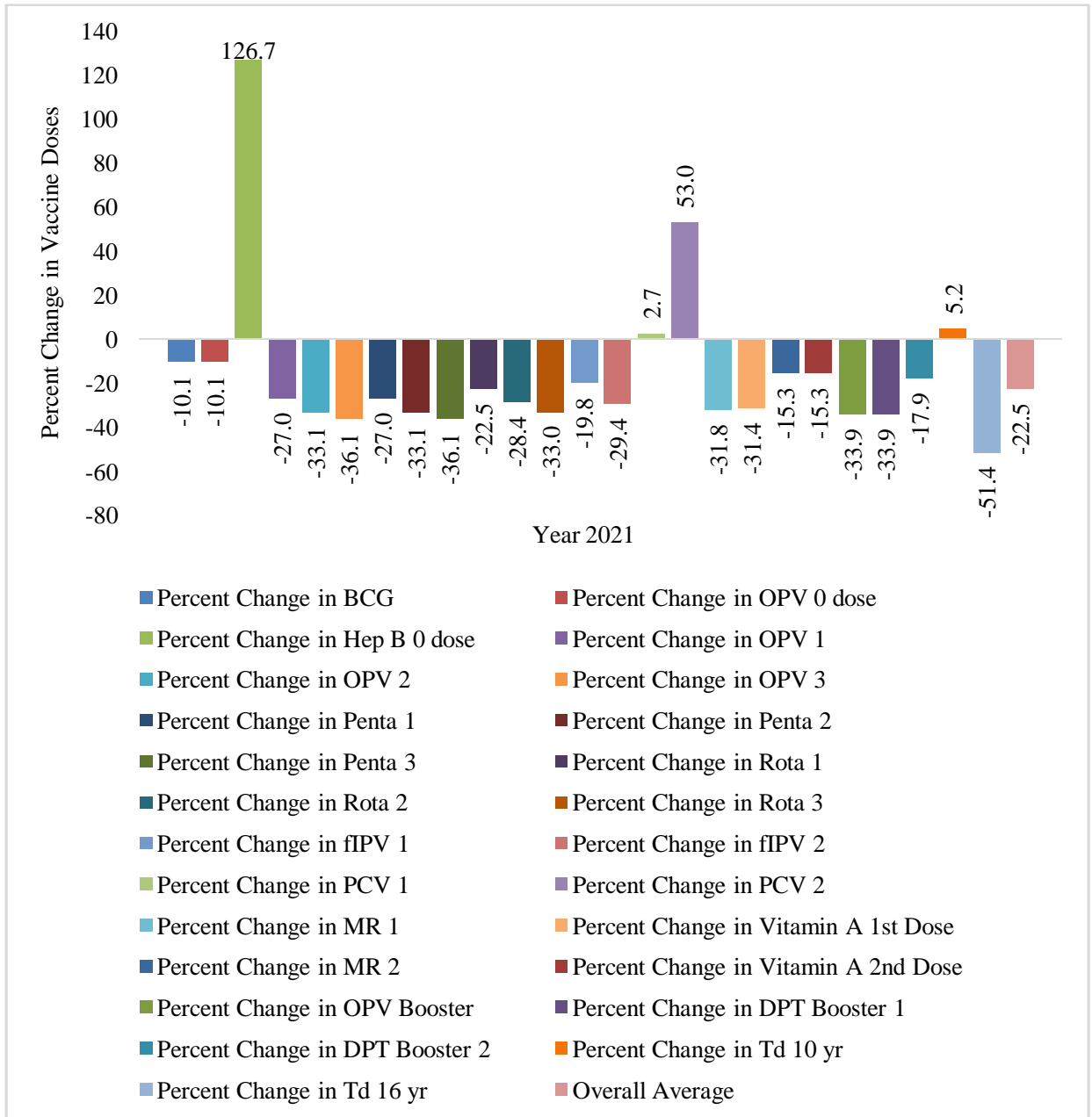


Figure-3: Percent Change in Various Types of Vaccine Coverage in the Year 2021 on Comparison with Base Year 2019

4. DISCUSSION

The government of Rajasthan imposed lockdown restrictive measures in a phased manner from 22nd March 2020 till 30th June 2020. Subsequently, the un-lockdown was done in a phased manner. However, with the surge in the COVID-19 cases during the second wave another lockdown was initiated from 17th April 2021 till 8th June 2021. Although both these periods of lockdown were in the second quarter of their respective years, the impact was

seen throughout the year. These periods coincide with the findings of the present study where the total vaccine doses administered reported a negative percent change of -26.4% and -22.5% in years 2020 and 2021 respectively. Summan A et al. [12] in their study concluded that the immunization coverage was 2% lower for BCG and hepB0 to 9% for DPT3 and 10% for polio-3 in COVID-affected children as compared with unaffected children. These values were lower than the present study as they were at a national level and did not include the impact of the second wave of the COVID-19, which was more severe.

In the present study the overall decline in the OPV third dose and booster dose was -37.6% and -37.2% in the year 2020. In the year 2021 no improvement was seen and the decline was reported to be -36.1% and -33.9%, respectively. In another study from India by Chakrabarti A et al. [13], a 60% decline in the final dose of polio series was reported. This was higher than the present study as they have reported only for April 2020, whereas this study evaluated impact of the pandemic for the entire year. Harris et al. [14] in their study included 19 different countries (both HICs and LMICs) and reported the greatest decline in OPV with a median decrease of -79% (IQR -42% to -79%) administered during infancy. As per WHO [15] the wild poliovirus type 1 is endemic in Pakistan and Afghanistan. Since, both these countries are neighbours of India, it is important to study the status of vaccine administration in these countries as well. Around 50 million children missed polio vaccination in 2020 in Pakistan [16]. Laghman et al. [17] in their study in Afghanistan reported a 21.4% significant ($p < 0.01$) decline in the total immunization coverage and 28% decline in measles and OPV4 which were the most affected vaccines. In other LMICs, Mansour Z et al. [18] reported the second highest change in OPV (-28%) in their study in Lebanon. Wale Tegegne A et al. [19] reported 62.2% prevalence of incomplete immunization with dropout rate of 13.6% for OPV0 to OPV3 in South Region, Ethiopia. This negative trend was similar to findings of the present study. However, many of these studies report findings for 2020 and there is a need to gather evidence for 2021 as continuation of this negative trend into 2021 is a matter of concern.

The present study reports decline in the BCG doses administered by -45.2% in the year 2020 which subsequently increased to -10.1% in the year 2021. Chakrabarti A et al. [13] reported approximately 30% decline BCG administration in May 2021 at district-level in India. This was higher than the present study as the declination reported was only for one month, whereas, the present study reports for an entire year. Also, the BCG vaccines were given only to in-patient children in the present study. Silveira et al. [20] in their study in Brazil reported less declination in BCG administration as compared to other vaccines. However, studies by Adilo et al. (Ethiopia) [21] and Osei et al. (Gambia) [22] reported more declination in BCG vaccine coverage relative to other vaccines. Chandir et al. [23] in their study in Sindh Province of Pakistan reported highest decline of 40.6% for BCG amongst other vaccines. This may be because of country-wise differences in the COVID-19 restrictive measures, vaccine supply disruptions or different priorities of the caregivers.

The measles and DPT-3 vaccinations are reliable indicators for monitoring age-appropriate vaccination [24]. The drop in first and second dose of MR was -40% and -32.6% in the present study (year 2020). Harris et al. [14] reported median decrease of -9% (IQR -3% to -31%) in the school-entry aged children receiving measles vaccination (MR2) across 19 countries included in their study. Mansour Z et al. [18] in their study in the public sector in Lebanon, reported the highest negative percentage change in measles vaccines (-38%). McDonald HI et al. [25] in their study in England reported 20% decline in MMR vaccination. This value is less than the present study probably because of inter-regional differences. Ackerson BK et al. [26] reported a decline in measles vaccine administration by 93% in the week beginning April which remaining lower till August 2020 in California. This is higher than present study as the values were of a particular week which had the maximum impact of COVID, whereas ours was a yearly analysis. The present study also reports a fall in the doses of DPT containing vaccines. In the year 2020, pentavalent-3 and DPT booster-2 doses declined by 37.6% and 51.5%, which did not recover to pre-pandemic levels even by

end of year 2021 with decline in doses of pentavalent-3 and DPT booster-1 by 36.1% and 33.9%. A study by Patel P et al. [27] in Ahmedabad reported a reduction in reduction in DPT booster at 5 years (96.66%), pentavalent-3 (78.94%) and MR (78.57%). These values were higher than present study as they reflected different time period studied as well as regional differences in COVID cases. Harris et al. [14] also reported overall decline in DTP and measles coverage rates for all ages.

Levels of second dose of PCV in the present study showed a positive change during years 2020 and 2021 by 53% and 53.6%, probably because they had been introduced in the immunization schedule in 2019 itself in Rajasthan. Other studies report a negative change in the doses of PCV administered. Moreno-Montoya J et al. [28] in their study in Colombia reported the greatest reduction for second dose of pneumococcal vaccine in children <12 months of age by 19.2% (95% CI 14.8% to 23.7%). Mansour Z et al. [18] reported decline in PCV13 (-14%) in the public sector in Lebanon.

4.1 Strengths:

The entire trend of the vaccination from pre-pandemic, first wave and second wave of the pandemic has been described. The impact on different vaccine coverage under the UIP has been detailed for both the years.

4.2 Recommendations:

Monitoring in the status of catch-up immunizations is the need of the hour. The entire year 2021 reflect a downward trend which is a matter of concern. It is recommended to strengthen the surveillance for VPDs. Similar studies in every institute and every State should be promoted. This will help give the complete picture of effect of COVID-19 on coverage of various types of vaccines.

4.3 Limitations:

This study was conducted in tertiary-care paediatric hospital based in Jaipur, hence the findings cannot be generalised to the entire country. The moving average method used in the study to describe the trend of vaccine doses administered has its own limitations.

5. CONCLUSION

This study concludes that beside slight improvement in vaccine coverage in the year 2021 in comparison to year 2020, the vaccine count of majority of vaccines showed negative percent change in years 2020 and 2021 from the base year 2019. Apart from strengthening the health system to prevent future disruption in immunization services, it is recommended to establish the actual gap in vaccination levels and set relevant indicators to monitor the catch-up immunization levels. As a long term approach, awareness through information, education and communication (IEC) can be customized as per caregivers of different age-groups of children.

REFERENCES

1. World Health Organization. Timeline: WHO's COVID-19 response [Internet] Available from: <https://www.who.int/emergencies/diseases/novel-coronavirus-2019/interactive-timeline#> [Accessed 13th April 2023]
2. El Guerche-Séblain C, Chakir L, Nageswaran G, Harris RC, Sevoz-Couche C, Vitoux O, Vanhems P. Experience from five Asia-Pacific countries during the first wave of the COVID-19 pandemic: mitigation strategies and epidemiology outcomes. *Travel medicine and infectious disease*. 2021 Nov 1;44:102171.

3. WHO/UNICEF (2022). Estimates of National Immunization Coverage (WUENIC), Progress and challenges with Achieving Universal Immunization Coverage [Internet] Available from: <https://www.who.int/publications/m/item/progress-and-challenges> [Accessed 8th September 2022]
4. UNICEF. [Internet] Available from: <https://data.unicef.org/resources/immunization-country-profiles/> [Accessed 13th April 2023]
5. UNICEF, India, Immunization-One of the most effective and cost-effective ways to protect children's lives and futures. [Internet] Available from: <https://www.unicef.org/india/what-we-do/immunization> [Accessed 18th May 2023]
6. World Health Organization. (WHO): Hard fought gains in immunization coverage at risk without critical health services, warns WHO [Internet] Available from: <https://www.who.int/news/item/23-04-2020-hard-fought-gains-in-immunization-coverage-at-risk-without-critical-health-services-warns-who> [Accessed 11th January 2023]
7. International Institute for Population Sciences (IIPS) and ICF. 2021. National Family Health Survey (NFHS-5), 2019-2: India: Volume I. Mumbai: IIPS. Available at: <http://www.rchiips.org/nfhs> [Accessed 9 September 2022].
8. Jain R, Chopra A, Falézan C, Patel M, Dupas P. COVID-19 related immunization disruptions in Rajasthan, India: A retrospective observational study. *Vaccine*. 2021 Jul 13;39(31):4343-50.
9. Khan A, Chakravarty A, Mahapatra J. Impact of COVID-19 pandemic on childhood immunization in a tertiary health-care center. *Indian Journal of Community Medicine: Official Publication of Indian Association of Preventive & Social Medicine*. 2021 Jul;46(3):520.
10. Alsuhaibani M, Alaqeel A. Impact of the COVID-19 pandemic on routine childhood immunization in Saudi Arabia. *Vaccines*. 2020;8(4):581.
11. Kumari, Chaturvedi M, Singh D. The impact of COVID-19 pandemic response on uptake of routine immunizations and the assessment of a "catch-up" drive in the Gwalior district of Madhya Pradesh, India. *Int J Community Med Public Health* 2022;9:3769-74.
12. Summan A, Nandi A, Shet A, Laxminarayan R. The effect of the COVID-19 pandemic on routine childhood immunization coverage and timeliness in India: Retrospective analysis of the National Family Health Survey of 2019–2021 data. *The Lancet Regional Health-Southeast Asia*. 2023 Jan 1;8:100099.
13. Chakrabarti A, Bair EF, Thirumurthy H. Routine child immunizations in India during the COVID-19 pandemic. *SSM-Population Health*. 2023 Jun 1;22:101383.
14. Harris RC, Chen Y, Côte P, Ardillon A, Nievera MC, Ong-Lim A, Aiyamperumal S, Chong CP, Kandasamy KV, Mahenthiran K, Yu TW. Impact of COVID-19 on routine immunisation in South-East Asia and Western Pacific: Disruptions and solutions. *The Lancet Regional Health-Western Pacific*. 2021 May 1;10:100140.
15. World Health Organization. (WHO) Poliomyelitis (polio) [Internet] Available from: https://www.who.int/health-topics/poliomyelitis#tab=tab_1 [Accessed 13th April 2023]
16. Rana MS, Ikram A, Salman M, Usman M, Umair M. Negative impact of the COVID-19 pandemic on routine childhood immunization: experience from Pakistan. *Nature Reviews Immunology*. 2021 Nov;21(11):689-90.
17. Abid Z, Castro Delgado R, Cernuda Martinez JA, Arcos González P. The Impact of COVID-19 Pandemic Lockdown on Routine Immunization in the Province of Laghman, Afghanistan. *Risk management and healthcare policy*. 2022 May 5:901-8.
18. Mansour Z, Arab J, Said R, Rady A, Hamadeh R, Gerbaka B, Bizri AR. Impact of COVID-19 pandemic on the utilization of routine immunization services in Lebanon. *PLoS one*. 2021 Feb 17;16(2):e0246951.

19. Wale Tegegne A, Kassie Gidafie A, Girma Mamo D, Tilahun Wassie S, Abita Mengie Z. Immunization Status and Challenges During COVID-19 and Associated Factors Among Children Aged 10–23 Months in South Region, Ethiopia 2020. *Pediatric Health, Medicine and Therapeutics*. 2021 Mar 8;101-9.
20. Silveira MF, Tonial CT, Maranhão AG, Teixeira AM, Hallal PC, Menezes AM, Horta BL, Hartwig FP, Barros AJ, Victora CG. Missed childhood immunizations during the COVID-19 pandemic in Brazil: analyses of routine statistics and of a national household survey. *Vaccine*. 2021 Jun 8;39(25):3404-9.
21. Adilo TM, Endale SZ, Demie TG, Dinka TG. The Impact of COVID-19 on Supplies of Routine Childhood Immunization in Oromia Regional State, Ethiopia: A Mixed Method Study. *Risk Management and Healthcare Policy*. 2022 Dec 31:2343-55.
22. Osei I, Sarwar G, Hossain I, Sonko K, Ceesay L, Baldeh B, Secka E, Mackenzie GA. Attendance and vaccination at immunization clinics in rural Gambia before and during the COVID-19 pandemic. *Vaccine*. 2022 Oct 19;40(44):6367-73.
23. Chandir S, Siddiqi DA, Mehmood M, Setayesh H, Siddique M, Mirza A, Soundardjee R, Dharma VK, Shah MT, Abdullah S, Akhter MA, Ali Khan A, Khan AJ. Impact of COVID-19 pandemic response on uptake of routine immunizations in Sindh, Pakistan: An analysis of provincial electronic immunization registry data. *Vaccine*. 2020 Oct 21;38(45):7146-7155.
24. Awofeso N, Rammohan A, Iqbal K. Age-appropriate vaccination against measles and DPT-3 in India—closing the gaps. *BMC public health*. 2013 Dec;13(1):1-7.
25. McDonald HI, Tessier E, White JM, Woodruff M, Knowles C, Bates C, et al. Early impact of the coronavirus disease (COVID-19) pandemic and physical distancing measures on routine childhood vaccinations in England, January to April 2020. *Euro Surveill*. 2020;25(19):2000848.
26. Ackerson BK, Sy LS, Glenn SC, Qian L, Park CH, Riewerts RJ, Jacobsen SJ. Pediatric vaccination during the COVID-19 pandemic. *Pediatrics*. 2021 Jul 1;148(1).
27. Patel P, Vasavada H, Patel SV, et al. A Study of the Impact of Lockdown on Vaccination Coverage at a Tertiary Care Center. *Pediatr Inf Dis* 2020;2(2):51–54.
28. Moreno-Montoya J, Ballesteros SM, Sotelo JC, Cervera CL, Barrera-López P, De la Hoz-Valle JA. Impact of the COVID-19 pandemic on routine childhood immunisation in Colombia. *Archives of Disease in Childhood*. 2022 Mar 1;107(3):e4-.