

Significant effects of dietary intake of fish towards optimal growth and development of humans

Comment [AW1]: Revise title and add "A review of" etc.

ABSTRACT

In conquest to attain the goal of zero hunger as well as tackling the problem of malnutrition worldwide, fish proves to be one of the best functional food ~~to~~for humans. Along with the sense of good taste to humans, it ensures great nutritional value at an affordable price. Fish food plays an active role in supplementing the body with the nutrients that are directly involved in metabolic activities. It is enriched with high quality protein containing all the essential amino acids, omega-3 polyunsaturated fatty acids including eicosapentanoic acid and docosahexanoic acid and wide variety of micronutrients involving vitamins (fat soluble vitamins and several members of vitamin B complex) and minerals. Also, these have significant protective effects against the occurrences of several diseases such as cancer, cardiovascular diseases, inflammatory diseases, retinopathy, diabetes, arthritis and some other acute or chronic diseases. The bioactive peptides from fish food are reported for their positive effect on humans. Therefore, fish is an optimal choice of food to humans as it helps in their growth, development and maintenance of good health. However, care should be taken during processing of fish or fish products as the inappropriate handling can deteriorate the nutritional quality of the food.

Comment [AW2]: Must be mentioned as a review

Keywords: Amino acids, Fish, Human health, Nutritional value, Omega-3 polyunsaturated fatty acids

INTRODUCTION

With the continuous rise in the world population in recent decades, the demands of food ~~are- is~~also increasing exponentially and malnutrition is becoming the most serious problem globally despite enormous technical progress over the past 50 years. FAO(2018) has estimated nearly 11% of the total population of the world encounters the sufferings of poverty and does not have access to enough nutritious food optimum for proper growth and human health. The present plans are framed to boost the

Comment [AW3]: Grammatical error

food supply by adopting sustainable agricultural techniques and other food systems which could ensure the continuous supplies by 2030.

The concerns are not only about undernutrition, in fact over nutrition and obesity is also a rising problem. WHO (2020) has reported tripled number of obese people since 1975 which accounts for 13% of the total adult population of the world. Also, the occurrence of cardiovascular diseases related ailment to obesity and malnutrition has increased globally to 17.8 million deaths every year by 2017.

It has been predicted that the population size will rise by 2.4 billion people in developing countries of Sub-Saharan Africa and South Asia by 2050 (Lipper *et al.*, 2014). The majority of the population in these regions thrive on agricultural produce, however several problems like desertification, salinization, improper rainfall pattern and excessive exploitation of natural aquatic resources [have](#) put a limitation on sustainable production (Godfray *et al.*, 2010). The sustainable optimum nutritious supply could only be possible by adopting the innovative techniques which boost the production and cause lesser stress on natural resources.

Aquaculture is regarded as an efficient source of food supply, even in lesser developed nations (Belton *et al.*, 2016). In 2013, the World Bank in its report “Fish to 2030: Prospects for Fisheries and Aquaculture” estimated that aquaculture will provide nearly 62% of the total fish for human consumption by 2030. Fish is regarded as good sources of food supply and very beneficial for the human health (Figure 1). The most commonly cultured species will include carps, catfish and air breathing fish, tilapia. To achieve this goal, global yield from aquaculture is estimated to increase to 7.3 million tons by 2030. Presently, fish is a source of nearly 20 percent of average per capita consumption of total animal protein intake to 3.2 billion people (FAO, 2018).

Biochemical composition of the fish

Fish is a supreme quality food due to its great nutritional value. For determining the nutritional quality of fish, proximate analysis of different fish is carried out by many different researchers worldwide reporting minor discrepancies in them because of the differences in their feeding habits, surrounding temperature,

age, season and sex. It is reported that fish provides high quality protein containing all essential amino acids, polyunsaturated omega-3 fatty acids and several micronutrients, including vitamins and minerals (Figure 2) (Marques *et al.*, 2019). In general, the fish muscles have a great content of proteins, lipids and water which together constitute approximately 98 percent of the total weight (Table 1). Small fish which can be consumed wholly like *Amblypharyngodon mola* are a great source of calcium (Roos *et al.*, 2007).

BENEFITS OF FISH AS A FOOD SOURCE

The deficient supply of high quality protein diet to the children of young age is becoming a major source of stunting in them (Semba *et al.*, 2016). This generates more human interest to acknowledge animal source based diet and fish is a great source for it. The preference to fish or other seafoods as a food source is a much healthier choice than other terrestrial meat based products to diminish the problem of malnutrition. In 2017, these lie on the third position to supply dietary protein to the humans, the first two being cereals and milk (FAO, 2020). Fishmeal has been utilized as a supreme ingredient in the feeds for different animals because of its rich content of protein of high quality, sufficiently high amount of essential polyunsaturated fatty acids and micronutrients constituting vitamins and minerals (Merino *et al.*, 2012).

Fish based food is rich in high quality protein which has a greater digestibility that may exceed 90%. These also contain high levels of eicosapentaenoic acid (EPA) and docosahexaenoic acid (DHA), the polyunsaturated fatty acids (PUFA) having longer chain length. Human body can only synthesize these fatty acids by elongating the fatty acids of shorter chain length such as alpha-linolenic acid but the level of production is not sufficient to meet the bodily requirements and thus these should be supplemented through diet. These omega-3 PUFA are known for their greater health benefits such as optimally enhanced cognitive development during pregnancy, lowering risk of early preterm birth and reduction in the chances of coronary heart disease and myocardial infarction. However, there have always been some heterogeneity in these results (Zheng *et al.*, 2012). There is rising importance of fish for its micronutrient content (which includes fat soluble vitamins, Vitamin B₁₂, Folic acid, Choline, Coenzyme Q10, and

minerals like Calcium, Selenium, Copper, Magnesium, Zinc, Iron, Iodine and trivalent Chromium) to minimize the deficiency at an affordable cost. However, the content of micronutrients in a fish depends on several factors such as the species of fish, its immediate environment, whether farmed or wild caught and certain other factors (Hicks *et al.*, 2019). Some other benefits provided by the fish food include appropriate neurodevelopment in infants, lesser chances of diabetes (Wallin *et al.*, 2012) and reduction in the chances of occurrence of thyroid cancers, especially in women (Michikawa *et al.*, 2012). Therefore, fish and seafood suitably present as an optimal food source to meet the nutritional requirements of the world (Tacon & Metian, 2013).

FISH FOOD - A SOURCE OF HIGH QUALITY PROTEIN

Proteins are one of the most important structural and functional components of the cells in the body and are essentially required to retain the integrity and functionality of the cells. Fish or fish based products are a very rich source of high quality protein and there are many evidences suggesting their beneficial effects on human health (Vildmyren *et al.*, 2018).

There are several factors that determine the nutritional value of the proteins present in the food such as the composition of amino acids in the protein, its susceptibility to enzymatic digestion, amount of essential amino acids and the chemical changes that accompany the processing methods. The high quality protein is the one that have higher amount of the essential amino acids and fish based foods are enriched with all the essential amino acids, especially leucine and lysine; and thus are one of the best source of protein supplementation. The non-essential amino acids such as alanine, glutamic acid and aspartic acid and taurine, which is an amino-acid derived organic acid are also present in the fish-based protein sources (Ross *et al.*, 2017). It has been determined that among the common food fishes, the content of aspartic acid and lysine is higher in coldwater fishes, leucine in marine fishes, and glycine and glutamic acid in carps and catfishes (Mohanty *et al.*, 2019).

Health benefits of amino acids

The amino acids could be classified as essential and non-essential amino acids based on their necessary supplementation in the diet. There are nine essential amino acids that are necessarily required through supplementation and includes histidine, leucine, isoleucine, lysine, methionine, phenylalanine, threonine, tryptophan and valine. The body can synthesize several amino acids *de novo* and these amino acids are considered non-essential because of no need of external supplementation by the human body. However, all the amino acids are necessary for the maintenance of proper functioning of the cells (Novelli & Tasker, 2008). Many fish are reported which are rich in specific type of the amino acid (Figure 3).

Taurine

Taurine is among the highly abundant free amino acids and not incorporated directly in the proteins, however it is greatly required for several essential functions in the body (Jacobsen & Smith, 1968; Hayes & Sturman, 1981). It is present in greater amounts in the heart, platelets, blood cells, retina, and brain. It acts as an antioxidant and also helps in boosting the action of insulin and increasing the glucose tolerance. It is an organic acid based amino acid and plays an efficient role in modulating the neurotransmission, and the development of central nervous system (Jacobsen & Smith, 1968; Hayes & Sturman, 1981).

Health benefits of Fish collagen peptides

Fish collagen is a Type-1 collagen and highly abundant in human body. It has greater absorption capacity and bioavailability than other animal collagen peptides because of its smaller particle size. Type-1 collagen peptides are well known for providing strength to bones and connective tissue, and beautiful skin. The collagen from fish food is a complex structural protein that is rich in glycine, proline, and hydroxyproline. It helps to maintain the flexibility and strength of bones, muscles, ligaments, tendons and skin. Also, it helps in wound-healing, anti-aging, and healing and regeneration of bones (Axe, 2018).

Potential effects of bioactive fish-derived peptides

Bioactive peptides are generated by the microbial or enzymatic action on the ingested proteins in the gut or can directly be consumed as a supplement in food. These generally consist of 2-20 amino acid residues and several different bioactive peptides contain different types of amino acids in them (Figure 4). These types of peptides can alter various metabolic pathways and thus, may contribute towards prevention of

diseases. Some of the effects shown by bioactive peptides include inhibition of dipeptidylpeptidase-4 and angiotensin converting enzyme and enhanced conjugation of bile acid to taurine which results in improved glucose metabolism, reduced blood pressure and improved microbiota composition of gut respectively (Dale *et al.*, 2019).

FUNCTIONAL ROLE OF POLYUNSATURATED FATTY ACIDS FROM FISH FOOD IN HUMAN NUTRITION

Prior to the proliferation of agriculture, the main food sources to humans were fruits, nuts, berries, honey, fish, shellfish and meat. The diet was thus rich in n-3 PUFA and contained lesser amount of n-6 PUFA than present diets. After the revolutionary rise of agriculture, intake of cereals increased greatly leading to higher amount of n-6 PUFA in human diets, consequently leading to the alteration in the balance of n-6/n-3 PUFA in human body (Simopoulos, 2002).

Alpha-linolenic acid (ALA) is the most abundantly found PUFA that is derived from oils of several plant and animal based sources. However, the main beneficial effects to human health are due to the long chain omega-3 polyunsaturated fatty acids, DHA & EPA which are gained mainly through fish food (Ellulu *et al.*, 2015). The humans cannot synthesize a specific group of fatty acids- n-3 and n-6 PUFA. However, it can modify the parental fatty acids, ALA (18:3) to form EPA and DHA but the level is not sufficient for the human body (Rubio-Rodriguez *et al.*, 2010). Therefore, their intake is recommended for the proper growth and well-functioning of the body (Ganesan *et al.*, 2014). Fish oil is a great source of EPA and DHA and therefore fish such as tuna, salmon, trout, sardine and sturgeon are exploited for their oil (Siriwardhana *et al.*, 2012).

There are several evidences for the benefits of n-3 long chain PUFA on human health(Figure 5). These play important role in growth and maturation of fetus and infants. The n-3 PUFA from fish oil are well documented to reduce the risk of cardiovascular ailments and also reduce the chances of inflammation (Figueras *et al.*, 2011). Daily dose of 140-600 mg per day DHA and EPA is recommended for optimal human growth and development (Ganesan *et al.*, 2014).

Physiological effects of n-3 PUFA

Triglycerides:

It has been established that long chain n-3 PUFA from fish oil have hypotriglyceridemic properties. The dose-response relationship is present between n-3 PUFA supplementation and serum triglyceride concentration lowering in the human body. Harris (1997) demonstrated that serum triglyceride levels lowered by 25% - 30% with the supplementation of n-3 fatty acids from fish oil at a rate of 4g/day. The optimal dose of n-3 fatty acids effective for human body ranges from 3 to 5 g/day and can be achieved through supplementation. Both EPA and DHA may lead to the lowering in triglyceride levels (Grimsgaard *et al.*, 1997).

Blood Pressure:

Hypotensive effects also seem to be associated with the supplementation of long chain n-3 PUFA, however the degree of response depends on the degree of hypertension. In a meta-analysis, it has been found by Morris *et al.* (1993) that the blood pressure reduced significantly by 3.4/2.0 mm Hg by supplementing 5.6 g/d of n-3 PUFA to the hypertensive subjects. Similarly, Appel *et al.* (1993) observed the decrease in blood pressure levels by 5.5/3.5 mm Hg with the supplementation of 3g/d n-3 PUFA to the hypertensives. Also, it has been suggested that DHA is more effective in lowering the blood pressure than EPA (Mori *et al.*, 2000).

Thrombosis and Haemostasis:

The n-3 PUFA can delay the aggregation of platelets and results in increase of bleeding times to a modest level (Mori *et al.*, 1997). It has been suggested that the supplementation of fish oil leads to the enhanced fibrinolysis (Barcelli *et al.*, 1985). A study revealed that 5.1 g/d supplementation of n-3 PUFA to the coronary patients for 6 months resulted in lessened level of von Willebrand factor and thrombomodulin (Johansen *et al.*, 1999). The long chain n-3 PUFA have clear effects on collagen-induced aggregation of platelets (thus affecting hemostasis), however their effect on thrombosis is not much clear.

FISH AS AN IMPORTANT SOURCE OF MICRONUTRIENTS (VITAMINS & MINERALS)

Micronutrients acquire their name because of their requirement in human body in only minimal amounts. However, these are essential as their deficiency can lead to growth retardation, poor immunity, perinatal and maternal mortality, child mortality and other cognitive defects. It has been analyzed that approximately 17% of the world population is having the deficiency of zinc and around one-fifth of the global population of pregnant women is encountering the deficiency of iron leading to anemia and one-third of them are deficient in vitamin-A (Black *et al.*, 2013). It has been demonstrated that small fish are a very good source of micronutrients, if consumed wholly. This is because most of the micronutrients in the fish body are concentrated in the head, bone and viscera region (Kawarazuka & Bene, 2011). Several fish species rich in particular micronutrients have been enlisted in table 2.

Vitamins

Vitamins are a group of organic substances required essentially by the body to maintain the normal functioning of the cells, their growth and development. The deficiency of these substances in the human body can cause several health problems. Fish food contains abundant amount of vitamins (Erkan & Ozden, 2007), mainly fat-soluble vitamins and some vitamins of B-complex. Fish food contains more readily available vitamin A as compared to the plant sources. Oily fishes are well known for their rich content of vitamin D (Spiro & Buttriss, 2014).

Vitamin A:

Vitamin A is essentially important for the human body as it performs several important roles such as vision, growth and immune function (HHPS 2009; NIH, 2020). Yellow and orange vegetables or fruits have good quantities of provitamin A carotenoid. Humans can convert these into retinol, however the conversion depends on many factors such as the method of food preparation, food matrix, dietary fat consumption and the genetic factors (Olson, 1989). On the other hand, the foods of animal origin contain the preformed retinol which have higher absorption capacity and bioavailability; and are thus preferable (Kwasek *et al.*, 2020). Small fish species that are consumed wholly have greater content of vitamin A (Roos *et al.*, 2003).

Vitamin D:

The sunlight action on human skin leads to the formation of vitamin D in body but with today's lifestyle, the supplementation of vitamin D is becoming increasingly important due to the human preference for less exposure to outdoor environment. It is crucial to the body as it helps in the absorption of calcium and phosphorus from the gut, thereby maintaining the optimum level of calcium in the blood. It therefore, promotes mineralization of the bones and aids in teeth formation (HHPS 2009; NIH, 2020). The form of vitamin D found in fish, that is cholecalciferol is three times more potent than the form of vitamin D found in mushroom, that is ergocalciferol (Holick, 2008). Moreover, the content of vitamin D is affected by different processing methods and it has been reported that wild salmon have lesser content of vitamin D than farmed salmon (Lu *et al.*, 2007).

Vitamin E:

Vitamin E is greatly known for its antioxidant properties, by which it protects the cell from the highly reactive free radicals which otherwise may lead to the oxidative damage to the cell or results in any other associated chronic disease such as cancer, cognitive decline, Alzheimer's disease, eye disorders, and cardiovascular diseases. It also plays key role in regulating immune system, inhibiting aggregation of platelets and anti-inflammatory reactions (HHPS 2009; NIH, 2020).

The content of fat soluble vitamins is greater in fish species such as *Anabas testudineus*, *Puntius sophore*, *Amblypharyngodon mola*, *Sardinella longiceps*, *Tenualosa ilisha* and *Epinephelus* spp. (Mohanty *et al.*, 2019).

Vitamin B₁₂:

Vitamin B₁₂ aids in proper formation of blood cells, DNA synthesis and several neurological functions. Its supplementation may result in decline in the risk of cardiovascular diseases and decreased homocysteine levels and better cognitive development (HHPS 2009; NIH, 2020).

Minerals

Calcium (C):

Calcium is among the most abundant essential micronutrients in the human body. Most of it (about 99%) is present in the bones and soft tissues. In growing children, the deficiency of calcium can cause rickets

because of inadequate calcification of the bones and in adults, it can lead to osteomalacia and osteoporosis (Hays, 1985). Also, the deficiency of calcium can impact the dentition of organisms. Thus, the supplementation of calcium is beneficial for pregnant, growing and lactating women due to the greater demand of calcium and phosphorus.

Small fish that are consumed wholly along with the bones are a great source of calcium (Kawarazuka & Bene, 2011). Its bio-availability is also high like that of milk calcium, in fact the concentration is even higher (approximately eight times) as compared to the milk (Larsen *et al.*, 2000). It has been resulted in a study that average daily consumption of edible part of small fish at a rate of 65g/person can complete the 31% of the average requirement on a daily basis (Roos *et al.*, 2007). Therefore, small fish is an optimal complementary food when milk and other rich sources are not available.

Phosphorus (P) :

Phosphorus is an important constituent of the adenosine triphosphate (ATP) molecules, nucleic acids, phosphorylated metabolic intermediates, bones and teeth. In the living cells, the exchange of energy is associated with the formation and breakage of the bonds with high energy that are in the form of phosphorus oxides (Hays, 1985). Phosphorylation of signaling molecules is the utmost step in cell signaling. The deficiency of phosphorus can result in rickets, osteomalacia and De Toni-Fanconi Syndrome. It has been reported that fish and sea food are the superior source of phosphorus than other land animals' based sources (Tacon & Metian, 2013).

Iron (Fe) :

Iron is essential for a wide range of activities involving growth, immunity and healing. The deficiency of iron is a very common nutritional disorder among human population across the world (Blanco-Rojo & Vaquero, 2019). It may lead to low oxygen delivery to the tissues which may result in fatigue, lower work capacity, difficulty in concentrating, weakness, tiredness and lower cognitive efficiency (Camaschella, 2015). The plant based iron sources and fish based iron sources are different in the way that fish based iron source contains large amount of heme iron which is not present in the plant based sources.

Zinc (Zn):

Zinc is essential for synthesis and digestion of proteins, metabolism of nucleic acids and wound healing.

Human diet generally constitutes the staple food which contains lesser amount of zinc (Kawarazuka & Bene, 2011). Additionally, it cannot be stored in the body of humans and therefore, daily supplementation of zinc is necessary in the human diet. Small fish is a great source of zinc as compared to the other animal based zinc source and thus it should be supplemented with the staple food which will also compensate for the low bioavailability due to the phytate present in the staple food (Kawarazuka & Bene, 2011).

Selenium (Se) :

Selenium is essential to the body as it helps in the antioxidant activity and also boosts the immunity, thereby keeps the body healthy. It is necessary for the fertility in both males and females, and also known to lower the risk of certain diseases such as thyroid diseases and cancer (NIH, 2020).

FACTORS AFFECTING NUTRITIONAL COMPOSITION OF FISH FOOD

There are different factors which affect the nutritional value of the fishes (Figure 6)

Processing methods

Different methods of processing which are essential to prevent the fish food from spoilage can alter the biochemical composition of fish food. The effects on proteins include its denaturing, altered digestibility and other changes in physical and chemical properties. The denaturation or altered structure of a protein can be a result of heating or freezing which is an essential step during the processing of fish. These processing methods are needed to increase the shelf life of the fish food or to make the fish attractive to the consumer and may be done at lower temperature (freezing, chilling and canning) or higher temperature (sun drying, frying, smoking and grilling) or a combination of both (Abraha *et al.*, 2018).

Different modes of processing differently affect the nutritional status of the fish food.

Drying:

The solar drying method can be applied for the preservation of the fish as it helps in reducing the content of water and also kills or stops the proliferation of microorganisms. When allowed for the natural sun

drying, the protein content is reported to decrease and the moisture content does not properly vanish which leads to the hardness of flesh. Also, lipid oxidation is reported to increase during prolonged exposure to sunlight. All these changes lead to the decline in nutritional composition of the fish that may affect the health status of consumers (Smida *et al.*, 2014). The extent of changes accompanied with sun drying depends on two factors which includes the temperature and time of exposure to sunlight (Abraha *et al.*, 2018). Roos *et al.* (2003) has demonstrated that prolonged exposure of small fish to sunlight leads to loss of almost whole of vitamin A.

Cooking:

It involves the heating process and can lead to the protein denaturation and loss of certain essential amino acids or other beneficial nutrients. The water holding capacity of the fish reduces after heating that leads to excess dehydration from the fish muscle making it difficult to consume (Smida *et al.*, 2014).

Smoking:

The process of smoking is basically of two types, cold smoking and hot smoking. The processing with cold smoking involves the smoking process to be done below 33°C. But, it does not involve killing of the harmful microbes which creates a need for further processing. On the other hand, hot smoking involves the smoking process at higher temperatures reaching up to 70-80°C which could effectively kill the microbes. However, it results in the decreased bioavailability of the essential amino acids such as lysine, methionine and tryptophan (Belitz *et al.*, 2009).

Freezing:

Freezing is the most commonly used method for the preservation of fish. However, it may lead to deterioration in the nutritional status of the fish. The extent of loss in the quality of fish depends on several factors including the rate of freezing, rate of thawing and the fluctuations in temperature. In this process, the denaturation of proteins may occur which can lead to the altered water holding capacity, texture and flavor of fish muscles and results in toughened texture of fish muscle. Boonsumrej *et al.* (2007) observed that the deterioration in quality is mainly due to oxidation, sublimation, recrystallization of ice crystals and denaturation of proteins.

Feed

In recent decades, a significant rise is reported in utilization of fish for direct consumption by humans which has reached to 88% in 2016 (FAO, 2016). Rest of the 12% is utilized for the production of fish oil and fishmeal (FAO, 2018). Fishoil is highly digestible and major ingredient in fish feed due to its high nutritional value (Merino *et al.*, 2012). It has been observed that fish fed with plant protein based diet experience reduced biosynthesis of protein as compared to fishmeal fed fish. This may be due to the non-availability of essential amino acids in the plant source based diet (Richard *et al.*, 2011) or inefficiency of fish liver to metabolically adapt with the high plant protein levels (Panserat *et al.*, 2009).

Salinity and temperature of water

The temperature of water significantly affects the nutritional status of fish. It has been reported that with the decrease in temperature, the concentration of polyunsaturated fatty acids, especially docosahexaenoic acid increases and the fatty acid synthetases continually adjust their activity with the change in temperature. Further, it has been analyzed that at higher temperature of water, the bioconversion capacity of fatty acids is altered in the liver and intestine due to the reduced expression of fatty acid desaturase-2 (Norambuena *et al.*, 2016). In a study on *Chirostoma estor* reared at different salinities (0ppt, 5ppt, and 15ppt), Fonseca-Madrigal *et al.* (2012) reported that the synthesis of long chain n-3 polyunsaturated fatty acids was higher in fish group exposed to higher salinity conditions (15ppt).

Conclusion

Fish are highly nutritious food source and performs several structural and functional roles in the body such as supplying construction material for the formation of genetic material (DNA or RNA). It supplies most of the essential nutrients to the body such as essential amino acids, n-3 polyunsaturated fatty acids and micronutrients, comprising vitamins and minerals. The protein from fish food is highly digestible and is of superior quality, thus have great biological value. Fish food is highly recommendable during early growth of children. Also, it helps to prevent the onset of several diseases which also makes it a good food source. Fish is a great functional food and is highly delicious to human taste. The variations in fish food

quality depends on several factors such as species, temperature, habitat, and feeding habits. Some other factors like harvesting, processing and storage effects can also affect the fish food quality.

References

- Abraha, B., Admassu, H., Mahmud, A., Tsighe, N., Shui, X. W., & Fang, Y. 2018. Effect of processing methods on nutritional and physico-chemical composition of fish: a review. *Food Processing & Technology*, 6(4): 376-382. DOI:<https://doi.org/10.15406/mojfpt.2018.06.00191>
- Alpers, D. H. 2006. Glutamine: do the data support the cause for glutamine supplementation in humans? *Gastroenterology*, 130(2): 106-116. DOI:<https://doi.org/10.1053/j.gastro.2005.11.049>
- Appel, L. J., Miller, E. R., Seidler, A. J., & Whelton, P. K. 1993. Does supplementation of diet with 'fish oil' reduce blood pressure? A meta-analysis of controlled clinical trials. *Archives of internal medicine*, 153(12): 1429-1438. DOI:<https://doi.org/10.1001/ARCHINTE.1993.00410120017003>
- Barcelli, U., Glas-Greenwalt, P., & Pollak, V. E. 1985. Enhancing effect of dietary supplementation with ω -3 fatty acids on plasma fibrinolysis in normal subjects. *Thrombosis research*, 39(3): 307-312. DOI: [https://doi.org/10.1016/0049-3848\(85\)90226-9](https://doi.org/10.1016/0049-3848(85)90226-9)
- Belitz, H.-D., Grosch, W., & Schieberle, P. 2009. *Food Chemistry* (4th ed.). Springer. pp.989. DOI:<https://doi.org/10.1007/978-3-540-69934-7>
- Belton, B., Bush, S. R., & Little, D. C. 2016. Are farmed fish just for the wealthy? *Nature*, 538(7624): 171-171. DOI:<https://doi.org/10.1038/538171d>
- Black, R. E., Victora, C. G., Walker, S. P., Bhutta, Z. A., Christian, P., De Onis, M., & Maternal and Child Nutrition Study Group. 2013. Maternal and child undernutrition and overweight in low-income and middle-income countries. *The lancet*, 382(9890): 427-451. DOI:[https://doi.org/10.1016/s0140-6736\(13\)60937-x](https://doi.org/10.1016/s0140-6736(13)60937-x)
- Blanco-Rojo, R., & Vaquero, M. P. 2019. Iron bioavailability from food fortification to precision nutrition. A review. *Innovative Food Science & Emerging Technologies*, 51: 126-138. DOI:<http://dx.doi.org/10.1016/j.ifset.2018.04.015>

- Boonsumrej, S., Chaiwanichsiri, S., Tantratian, S., Suzuki, T., & Takai, R. 2007. Effects of freezing and thawing on the quality changes of tiger shrimp (*Penaeus monodon*) frozen by air-blast and cryogenic freezing. *Journal of Food Engineering*, 80(1): 292-299. DOI: <http://dx.doi.org/10.1016/j.jfoodeng.2006.04.059>
- Borges-Santos, M. D., Moreto, F., Pereira, P. C. M., Ming-Yu, Y., & Burini, R. C. 2012. Plasma glutathione of HIV+ patients responded positively and differently to dietary supplementation with cysteine or glutamine. *Nutrition*, 28(7-8): 753-756. DOI: <https://doi.org/10.1016/j.nut.2011.10.014>
- Bosley, J. R., Björnson, E. C. O., Zhang, C., Turkez, H., Nielsen, J., Uhlen, M., ... & Mardinoglu, A. 2021. Informing pharmacokinetic models with physiological data: oral population modeling of L-serine in humans. *Frontiers in Pharmacology*, 12: 11-86. DOI: <https://doi.org/10.3389/fphar.2021.643179>
- Bross, R., Ball, R. O., Clarke, J. T., & Pencharz, P. B. 2000. Tyrosine requirements in children with classical PKU determined by indicator amino acid oxidation. *American Journal of Physiology-Endocrinology and Metabolism*, 278(2): E195-E201. DOI: <https://doi.org/10.1152/ajpendo.2000.278.2.e195>
- Camaschella, C. 2015. Iron-deficiency anemia. *New England journal of medicine*, 372(19): 1832-1843. DOI: <https://doi.org/10.1056/nejmra1401038>
- Chen, C., Sander, J. E., & Dale, N. M. 2003. The effect of dietary lysine deficiency on the immune response to Newcastle disease vaccination in chickens. *Avian diseases*, 47(4): 1346-1351. DOI: <https://doi.org/10.1637/7008>
- Coombes, J. S. 1993. *The effects of branched chain amino acid supplementation on indicators of muscle damage after prolonged strenuous exercise* (Doctoral dissertation, University of Tasmania).
- Dale, H. F., Madsen, L., & Lied, G. A. 2019. Fish-derived proteins and their potential to improve human health. *Nutrition reviews*, 77(8): 572-583. DOI: <https://doi.org/10.1093/nutrit/nuz016>
- De Bandt, J. P., & Cynober, L. 2006. Therapeutic use of branched-chain amino acids in burn, trauma, and sepsis. *The Journal of nutrition*, 136(1): 308S-313S. DOI: <https://doi.org/10.1093/jn/136.1.308S>

- Deijen, J. B., Wientjes, C. J. E., Vullingsh, H. F. M., Cloin, P. A., & Langefeld, J. J. 1999. Tyrosine improves cognitive performance and reduces blood pressure in cadets after one week of a combat training course. *Brain research bulletin*, 48(2): 203-209. DOI: [https://doi.org/10.1016/S0361-9230\(98\)00163-4](https://doi.org/10.1016/S0361-9230(98)00163-4)
- Dorniak-Wall, T., Grivell, R. M., Dekker, G. A., Hague, W., & Dodd, J. M. 2014. The role of L-arginine in the prevention and treatment of pre-eclampsia: a systematic review of randomized trials. *Journal of human hypertension*, 28(4): 230-235. DOI: <https://doi.org/10.1038/jhh.2013.100>
- Ellulu, M. S., Khaza'ai, H., Abed, Y., Rahmat, A., Ismail, P., & Ranneh, Y. 2015. Role of fish oil in human health and possible mechanism to reduce the inflammation. *Inflammopharmacology*, 23(2): 79-89. DOI: <https://doi.org/10.1007/s10787-015-0228-1>
- Erkan, N., & Özden, Ö. 2007. Proximate composition and mineral contents in aqua cultured sea bass (*Dicentrarchus labrax*), sea bream (*Sparus aurata*) analyzed by ICP-MS. *Food chemistry*, 102(3): 721-725. DOI: <https://doi.org/10.1016/j.foodchem.2006.06.004>
- FAO. 2016. The state of world fisheries and aquaculture. Rome: Food and Agriculture Organization of the United Nation.
- FAO. 2018. The state of world fisheries and aquaculture. Rome: Food and Agriculture Organization of the United Nation.
- Figueras, M., Olivan, M., Busquets, S., López-Soriano, F. J., & Argilés, J. M. 2011. Effects of eicosapentaenoic acid (EPA) treatment on insulin sensitivity in an animal model of diabetes: improvement of the inflammatory status. *Obesity*, 19(2): 362-369. DOI: <https://doi.org/10.1038/oby.2010.194>
- Fonseca-Madrigal, J., Pineda-Delgado, D., Martínez-Palacios, C., Rodriguez, C., & Tocher, D. R. 2012. Effect of salinity on the biosynthesis of n-3 long-chain polyunsaturated fatty acids in silverside *Chirostoma estor*. *Fish physiology and biochemistry*, 38(4): 1047-1057. DOI: <https://doi.org/10.1007/s10695-011-9589-6>

Food and Agriculture Organization (FAO). 2020. FAOSTAT - food balance sheets. Rome: FAO, Statistics Division. <http://www.fao.org/faostat/en/#data/FBS>.

Ganesan, B., Brothersen, C., & McMahon, D. J. 2014. Fortification of foods with omega-3 polyunsaturated fatty acids. *Critical reviews in food science and nutrition*, 54(1): 98-114. DOI: <https://doi.org/10.1080/10408398.2011.578221>

Godfray, H. C. J., Crute, I. R., Haddad, L., Lawrence, D., Muir, J. F., Nisbett, N., ... & Whiteley, R. 2010. The future of the global food system. *Philosophical Transactions of the Royal Society B: Biological Sciences*, 365(1554): 2769-2777. DOI: <https://doi.org/10.1098/rstb.2010.0180>

Formatted: Highlight

Grimsgaard, S., Bonna, K. H., Hansen, J. B., & Nordøy, A. 1997. Highly purified eicosapentaenoic acid and docosahexaenoic acid in humans have similar triacylglycerol-lowering effects but divergent effects on serum fatty acids. *The American journal of clinical nutrition*, 66(3): 649-659. DOI: <https://doi.org/10.1093/ajcn/66.3.649>

Harper, A. E., Miller, R., & Block, K. P. 1984. Branched-chain amino acid metabolism. *Annual review of nutrition*, 4(1): 409-454. DOI: <https://doi.org/10.1146/annurev.nu.04.070184.002205>

Harris, W. S. 1997. n-3 fatty acids and serum lipoproteins: human studies. *The American journal of clinical nutrition*, 65(5): 1645-1654. DOI: <https://doi.org/10.1093/ajcn/65.5.1645S>

Harvard Health Publishing (HHPS). 2009. Staying healthy - listing of vitamins. Harvard Medical School. [accessed 2018 November 14]. https://www.health.harvard.edu/staying-healthy/listing_of_vitamins

Hayes, K. C., & Sturman, J. A. 1981. Taurine in metabolism. *Annual review of nutrition*, 1(1): 401-425. DOI: <https://doi.org/10.1146/annurev.nu.01.070181.002153>

Hays, V. W. 1985. Minerals and bones. In "Dukes' Physiology of Domestic Animals". Ed., Swenson MJ, pp. 449-466.

Heimann, W. 1982. Fundamental of Food Chemistry, AVI Publishing Company, Westport, Conn, USA.

- Hicks, C. C., Cohen, P. J., Graham, N. A., Nash, K. L., Allison, E. H., D'Lima, C., & MacNeil, M. A. 2019. Harnessing global fisheries to tackle micronutrient deficiencies. *Nature*, 574(7776): 95-98. DOI: <https://doi.org/10.1038/s41586-019-1592-6>
- Hoffman, J. R., Emerson, N. S., & Stout, J. R. 2012. β -alanine supplementation. *Current sports medicine reports*, 11(4): 189-195. DOI: <https://doi.org/10.1249/JSR.0b013e3182604983>
- Holick, M. F. 2008. The vitamin D deficiency pandemic and consequences for non-skeletal health: mechanisms of action. *Molecular aspects of medicine*, 29(6): 361-368. DOI: <https://doi.org/10.1016/j.mam.2008.08.008>
- Holma, K. A., & Maalekuu, B. K. 2013. Effect of traditional fish processing methods on the proximate composition of red fish stored under ambient room conditions. *American Journal of Food and Nutrition*, 3(3): 73-82. DOI: <https://doi.org/10.5251/ajfn.2013.3.2.73.82>
- Hou, E., Sun, N., Zhang, F., Zhao, C., Usa, K., Liang, M., & Tian, Z. 2017. Malate and aspartate increase L-arginine and nitric oxide and attenuate hypertension. *Cell reports*, 19(8): 1631-1639. DOI: <https://doi.org/10.1016/j.celrep.2017.04.071>
- Jacobsen, J. G., & Smith, L. H. 1968. Biochemistry and physiology of taurine and taurine derivatives. *Physiological Reviews*, 48(2): 424-511. DOI: <https://doi.org/10.1152/physrev.1968.48.2.424>
- Johansen, O., Seljeflot, I., Høstmark, A. T., & Arnesen, H. 1999. The effect of supplementation with omega-3 fatty acids on soluble markers of endothelial function in patients with coronary heart disease. *Arteriosclerosis, thrombosis, and vascular biology*, 19(7): 1681-1686. DOI: <https://doi.org/10.1161/01.ATV.19.7.1681>
- Kawarazuka, N., & Béné, C. 2011. The potential role of small fish species in improving micronutrient deficiencies in developing countries: building evidence. *Public health nutrition*, 14(11): 1927-1938. DOI: <https://doi.org/10.1017/S1368980011000814>

- Kidd, M. T., Kerr, B. J., Firman, J. D., & Boling, S. D. 1996. Growth and carcass characteristics of broilers fed low-protein, threonine-supplemented diets. *Journal of Applied Poultry Research*, 5(2): 180-190. DOI: <https://doi.org/10.1093/japr/5.2.180>
- Klotz, T., Mathers, M. J., Braun, M., Bloch, W., &Engelmann, U. 1999. Effectiveness of oral L-arginine in first-line treatment of erectile dysfunction in a controlled crossover study. *Urologia internationalis*, 63(4): 220-223. DOI: <https://doi.org/10.1159/000030454>
- Kwasek, K., Thorne-Lyman, A. L., & Phillips, M. 2020. Can human nutrition be improved through better fish feeding practices? a review paper. *Critical Reviews in Food Science and Nutrition*, 60(22): 3822-3835. DOI: <https://doi.org/10.1080/10408398.2019.1708698>
- Larsen, T., Thilsted, S. H., Kongsbak, K., & Hansen, M. 2000. Whole small fish as a rich calcium source. *British Journal of Nutrition*, 83(2): 191-196. DOI: <https://doi.org/10.1017/S0007114500000246>
- Lipper, L., Thornton, P., Campbell, B. M., Baedeker, T., Braimoh, A., Bwalya, M., ... & Torquebiau, E. F. 2014. Climate-smart agriculture for food security. *Nature climate change*, 4(12): 1068-1072. DOI: <https://doi.org/10.1038/nclimate2437>
- Lomelino, C. L., Andring, J. T., McKenna, R., & Kilberg, M. S. 2017. Asparagine synthetase: function, structure, and role in disease. *Journal of Biological Chemistry*, 292(49): 19952-19958. DOI: <https://doi.org/10.1074/jbc.R117.819060>
- Lu, Z., Chen, T. C., Zhang, A., Persons, K. S., Kohn, N., Berkowitz, R., ... & Holick, M. F. 2007. An evaluation of the vitamin D3 content in fish: Is the vitamin D content adequate to satisfy the dietary requirement for vitamin D?. *The Journal of steroid biochemistry and molecular biology*, 103(3-5): 642-644. DOI: <https://doi.org/10.1016/j.jsbmb.2006.12.010>
- Marques, I., Botelho, G., & Guiné, R. 2019. Comparative study on nutritional composition of fish available in Portugal. *Nutrition & Food Science*, 49:925-941. DOI: <https://doi.org/10.1108/NFS-11-2018-0311>

- Merino, G., Barange, M., Blanchard, J. L., Harle, J., Holmes, R., Allen, I., & Rodwell, L. D. 2012. Can marine fisheries and aquaculture meet fish demand from a growing human population in a changing climate?. *Global Environmental Change*, 22(4): 795-806. DOI: <https://doi.org/10.1016/j.gloenvcha.2012.03.003>
- Michikawa, T., Inoue, M., Shimazu, T., Sawada, N., Iwasaki, M., Sasazuki, S., ... & Japan Public Health Center-based Prospective Study Group. 2012. Seaweed consumption and the risk of thyroid cancer in women: the Japan Public Health Center-based Prospective Study. *European journal of cancer prevention*, 21(3): 254-260. DOI: <https://doi.org/10.1097/CEJ.0b013e32834a8042>
- Mischoulon, D., & Fava, M. 2002. Role of S-adenosyl-L-methionine in the treatment of depression: a review of the evidence. *The American journal of clinical nutrition*, 76(5): 1158S-1161S. DOI: <https://doi.org/10.1093/ajcn/76.5.1158S>
- Mohanty, B. P., Ganguly, S., Mahanty, A., Mitra, T., Patra, S., Karunakaran, D., ... & Ayyappan, S. 2019. Fish in human health and nutrition. *Advances in fish Research*, 7: 189-218.
- Mohanty, B. P., Sankar, T. V., Ganguly, S., Mahanty, A., Anandan, R., Chakraborty, K., ... & Sridhar, N. 2016. Micronutrient composition of 35 food fishes from India and their significance in human nutrition. *Biological trace element research*, 174(2): 448-458. DOI: <https://doi.org/10.1007/s12011-016-0714-3>
- Mohanty, B.P., Mahanty, A., Ganguly, S., Mitra, T., Karunakaran, D., Anandan, R. 2017. Nutritional composition of food fishes and their importance in providing food and nutritional security, *Food Chemistry*. DOI: <https://doi.org/10.1016/j.foodchem.2017.11.039>
- Mori, T. A., Beilin, L. J., Burke, V., Morris, J., & Ritchie, J. 1997. Interactions between dietary fat, fish, and fish oils and their effects on platelet function in men at risk of cardiovascular disease. *Arteriosclerosis, thrombosis, and vascular biology*, 17(2): 279-286. DOI: <https://doi.org/10.1161/01.ATV.17.2.279>
- Mori, T. A., Watts, G. F., Burke, V., Hilme, E., Puddey, I. B., & Beilin, L. J. 2000. Differential effects of eicosapentaenoic acid and docosahexaenoic acid on vascular reactivity of the forearm

microcirculation in hyperlipidemic, overweight men. *Circulation*, 102(11): 1264-1269. DOI: <https://doi.org/10.1161/01.CIR.102.11.1264>

Morris, M. C., Sacks, F., & Rosner, B. 1993. Does fish oil lower blood pressure? A meta-analysis of controlled trials. *Circulation*, 88(2): 523-533. DOI: <https://doi.org/10.1161/01.CIR.88.2.523>

National Institutes of Health (NIH). 2020. Dietary supplement fact sheets, fact sheet for Health professionals – Vitamin A, Vitamin D, Vitamin E, Vitamin B12, Folate, Choline, Coenzyme Q10, Calcium, Chromium, Copper, Iodine, Iron, Magnesium, Selenium, Zinc, Omega-3 fatty acids, Dietary Supplements for Exercise & Athletic Performance. Office of Dietary Supplements, National Institutes of Health, U.S. Department of Health & Human Services. <https://ods.od.nih.gov/factsheets/list-all/>

Norambuena, F., Rombenso, A., & Turchini, G. M. 2016. Towards the optimization of performance of Atlantic salmon reared at different water temperatures via the manipulation of dietary ARA/EPA ratio. *Aquaculture*, 450: 48-57. DOI: <https://doi.org/10.1016/j.aquaculture.2015.06.044>

Novelli, A., & Tasker, R. A. R. 2007. Excitatory amino acids in epilepsy: from the clinics to the laboratory. *Amino Acids*, 32(3), 295-297. DOI: <https://doi.org/10.1007/s00726-006-0413-z>

Olson, J. A. 1989. Provitamin A function of carotenoids: the conversion of β -carotene into vitamin A. *The Journal of nutrition*, 119(1): 105-108. DOI: <https://doi.org/10.1093/jn/119.1.105>

Panserat, S., Hortopan, G. A., Plagnes-Juan, E., Kolditz, C., Lansard, M., Skiba-Cassy, S., ... & Corraze, G. 2009. Differential gene expression after total replacement of dietary fish meal and fish oil by plant products in rainbow trout (*Oncorhynchus mykiss*) liver. *Aquaculture*, 294(1-2): 123-131. DOI: <https://doi.org/10.1016/j.aquaculture.2009.05.013>

Richard, L., Surget, A., Rigolet, V., Kaushik, S. J., & Geurden, I. 2011. Availability of essential amino acids, nutrient utilisation and growth in juvenile black tiger shrimp, *Penaeus monodon*, following fishmeal replacement by plant protein. *Aquaculture*, 322: 109-116. DOI: <https://doi.org/10.1016/j.aquaculture.2011.09.032>

- Roos, N., Islam, M. M., & Thilsted, S. H. 2003. Small indigenous fish species in Bangladesh: contribution to vitamin A, calcium and iron intakes. *The Journal of nutrition*, 133(11): 4021S-4026S. DOI: <https://doi.org/10.1093/jn/133.11.4021S>
- Roos, N., Wahab, M. A., Hossain, M. A. R., & Thilsted, S. H. 2007. Linking human nutrition and fisheries: incorporating micronutrient-dense, small indigenous fish species in carp polyculture production in Bangladesh. *Food and Nutrition Bulletin*, 28: 280-293. DOI: <https://doi.org/10.1177/15648265070282S207>
- Ross, A., Vincent, A., Savolainen, O. I., Sandberg, A. S., & Undeland, I. 2017. Dietary Protein Sources Beyond Proteins and Amino Acids—A Comparative Study of the Small Molecular Weight Components of Meat and Fish using Metabolomics. *The FASEB Journal*, 31: 652-13. DOI: https://doi.org/10.1096/fasebj.31.1_supplement.652.13
- Rubio-Rodríguez, N., Beltrán, S., Jaime, I., Sara, M., Sanz, M. T., & Carballido, J. R. 2010. Production of omega-3 polyunsaturated fatty acid concentrates: A review. *Innovative Food Science & Emerging Technologies*, 11(1): 1-12. <https://doi.org/10.1016/j.ifset.2009.10.006>
- Saltman, A. E. 2015. D-ribose-l-cysteine supplementation enhances wound healing in a rodent model. *The American Journal of Surgery*, 210(1): 153-158. DOI: <https://doi.org/10.1016/j.amjsurg.2014.11.014>
- Sanjurjo, P., Aldamiz, L., Georgi, G., Jelinek, J., Ruiz, J. I., & Boehm, G. 2003. Dietary threonine reduces plasma phenylalanine levels in patients with hyperphenylalaninemia. *Journal of pediatric gastroenterology and nutrition*, 36(1): 23-26.
- Schoeller, D. A., Klein, P. D., Watkins, J. B., Heim, T. W. C. M., & MacLean Jr, W. C. 1980. ¹³C abundances of nutrients and the effect of variations in ¹³C isotopic abundances of test meals formulated for ¹³CO₂ breath tests. *The American journal of clinical nutrition*, 33(11): 2375-2385. DOI: <https://doi.org/10.1093/ajcn/33.11.2375>

- Segura, R., & Ventura, J. L. 1988. Effect of L-tryptophan supplementation on exercise performance. *International journal of sports medicine*, 9(5): 301-305. DOI: <https://doi.org/10.1055/s-2007-1025027>
- Semba, R. D., Shardell, M., Ashour, F. A. S., Moaddel, R., Trehan, I., Maleta, K. M., ... & Manary, M. J. 2016. Child stunting is associated with low circulating essential amino acids. *EBioMedicine*, 6: 246-252. DOI: <https://doi.org/10.1016/j.ebiom.2016.02.030>
- Simopoulos, A. P. 2002. Genetic variation and dietary response: nutrigenetics/nutrigenomics. *Asia Pacific Journal of Clinical Nutrition*, 11: S117-S128. DOI: <https://doi.org/10.1046/j.1440-6047.11.s6.3.x>
- Siriwardhana, N., Kalupahana, N. S., & Moustaid-Moussa, N. 2012. Health benefits of n-3 polyunsaturated fatty acids: eicosapentaenoic acid and docosahexaenoic acid. *Advances in food and nutrition research*, 65: 211-222. DOI: <https://doi.org/10.1016/B978-0-12-416003-3.00013-5>
- Smida, M. A. B., Bolje, A., Ouerhani, A., Barhoumi, M., Mejri, H., & Fehri-Bedoui, R. 2014. Effects of Drying on the Biochemical Composition of *Atherina boyeri* from the Tunisian Coast. *Food and Nutrition Sciences*, 5(14): 13-99. DOI: [10.4236/fns.2014.514152](https://doi.org/10.4236/fns.2014.514152)
- Spiro, A., & Buttriss, J. 2014. Vitamin D: an overview of vitamin D status and intake in Europe. *Nutrition bulletin*, 39(4): 322-350. DOI: <https://doi.org/10.1111/nbu.12108>
- Tacon, A. G., & Metian, M. 2013. Fish matters: importance of aquatic foods in human nutrition and global food supply. *Reviews in fisheries Science*, 21(1): 22-38. DOI: <https://doi.org/10.1080/10641262.2012.753405>
- Vildmyren, I., Cao, H. J. V., Haug, L. B., Valand, I. U., Eng, Ø., Oterhals, Å., ... & Gudbrandsen, O. A. 2018. Daily intake of protein from cod residual material lowers serum concentrations of nonesterified fatty acids in overweight healthy adults: a randomized double-blind pilot study. *Marine drugs*, 16(6): 197. DOI: <https://doi.org/10.3390/md16060197>
- Wallin, A., Di Giuseppe, D., Orsini, N., Patel, P. S., Forouhi, N. G., & Wolk, A. 2012. Fish consumption, dietary long-chain n-3 fatty acids, and risk of type 2 diabetes: systematic review and meta-

- analysis of prospective studies. *Diabetes care*, 35(4): 918-929. DOI: <https://doi.org/10.2337/dc11-1631>
- Wang, L., Hou, Y., Yi, D., Li, Y., Ding, B., Zhu, H., ... & Wu, G. 2015. Dietary supplementation with glutamate precursor α -ketoglutarate attenuates lipopolysaccharide-induced liver injury in young pigs. *Amino acids*, 47(7): 1309-1318. DOI: <https://doi.org/10.1007/s00726-015-1966-5>
- Wang, W., Wu, Z., Dai, Z., Yang, Y., Wang, J., & Wu, G. 2013. Glycine metabolism in animals and humans: implications for nutrition and health. *Amino acids*, 45(3): 463-477. DOI: <https://doi.org/10.1007/s00726-013-1493-1>
- Watford, M. 2008. Glutamine metabolism and function in relation to proline synthesis and the safety of glutamine and proline supplementation. *The Journal of nutrition*, 138(10): 2003-2007. DOI: <https://doi.org/10.1093/jn/138.10.2003S>
- Williams, M. H. 1999. Facts and fallacies of purported ergogenic amino acid supplements. *Clinics in sports medicine*, 18(3): 633-649. DOI: [https://doi.org/10.1016/S0278-5919\(05\)70173-3](https://doi.org/10.1016/S0278-5919(05)70173-3)
- Wilson, C. J., Van Wyk, K. G., Leonard, J. V., & Clayton, P. T. 2000. Phenylalanine supplementation improves the phenylalanine profile in tyrosinaemia. *Journal of inherited metabolic disease*, 23(7): 677-683. DOI: <https://doi.org/10.1023/A:1005666426079>
- World Health Organization (WHO). 2020. Obesity and overweight. [accessed 2020 March 3]. <https://www.who.int/news-room/fact-sheets/details/obesity-and-overweight>. DOI: <https://doi.org/10.1787/a47d0cd2-en>
- Wu, G. 2009. Amino acids: metabolism, functions, and nutrition. *Amino acids*, 37(1): 1-17. DOI: <https://doi.org/10.1007/s00726-009-0269-0>
- Wu, G., Wu, Z., Dai, Z., Yang, Y., Wang, W., Liu, C., ... & Yin, Y. 2013. Dietary requirements of “nutritionally non-essential amino acids” by animals and humans. *Amino acids*, 44(4): 1107-1113. DOI: <https://doi.org/10.1007/s00726-012-1444-2>

Yerlikaya, P., & Gököğlülge, N. 2010. Effect of previous plant extract treatment on sensory and physical properties of frozen bonito (*Sarda sarda*) fillets. *Turkish Journal of Fisheries and Aquatic Sciences*, 10(3). DOI: <https://doi.org/10.4194/trjfas.2010.0306>

Zheng, J., Huang, T., Yu, Y., Hu, X., Yang, B., & Li, D. 2012. Fish consumption and CHD mortality: an updated meta-analysis of seventeen cohort studies. *Public health nutrition*, 15(4): 725-737. DOI: <https://doi.org/10.1017/S1368980011002254>

Table 1: The general chemical composition of fish body (Holma & Maalekuu, 2013)

<i>Nutrient</i>	<i>Percentage (%)</i>
Water	70-84
Protein	15-24
Lipid	0.1-22
Minerals	1-2
Carbohydrate	0.1-1

Table 2: Fish species rich in particular micronutrients (Mohanty *et al.*, 2016)

<i>Micronutrient</i>	<i>Fish species</i>
Vitamins	
Vitamin A	<i>Epinephelus</i> spp., <i>Amblypharyngodon mola</i> , <i>Sardinella longiceps</i>
Vitamin D	<i>Puntius sophore</i> , <i>Amblypharyngodon mola</i> , <i>Epinephelus</i> spp.
Vitamin E	<i>Sardinella longiceps</i> , <i>Epinephelus</i> spp., <i>Tenualosa ilisha</i>
Vitamin K	<i>Puntius sophore</i> , <i>Amblypharyngodon mola</i> , <i>Epinephelus</i> spp.

Minerals	
Calcium	<i>Xenentodon cancila</i> , <i>Ailia coila</i> , <i>Gudusia chapra</i> , <i>Puntius sophore</i>
Iron	<i>Gudusia chapra</i> , <i>Puntius sophore</i> , <i>Amblypharyngodon mola</i>
Phosphorus	<i>Xenentodon cancila</i> , <i>Epinephelus spp.</i> , <i>Gudusia chapra</i>
Zinc	<i>Stolephorus waitei</i> , <i>Stolephorus commersonii</i> , <i>Xenentodon cancila</i>
Selenium	<i>Neolissochilus hexagonolepis</i> , <i>Clarias batrachus</i> , <i>Labeo rohita</i>

Figures

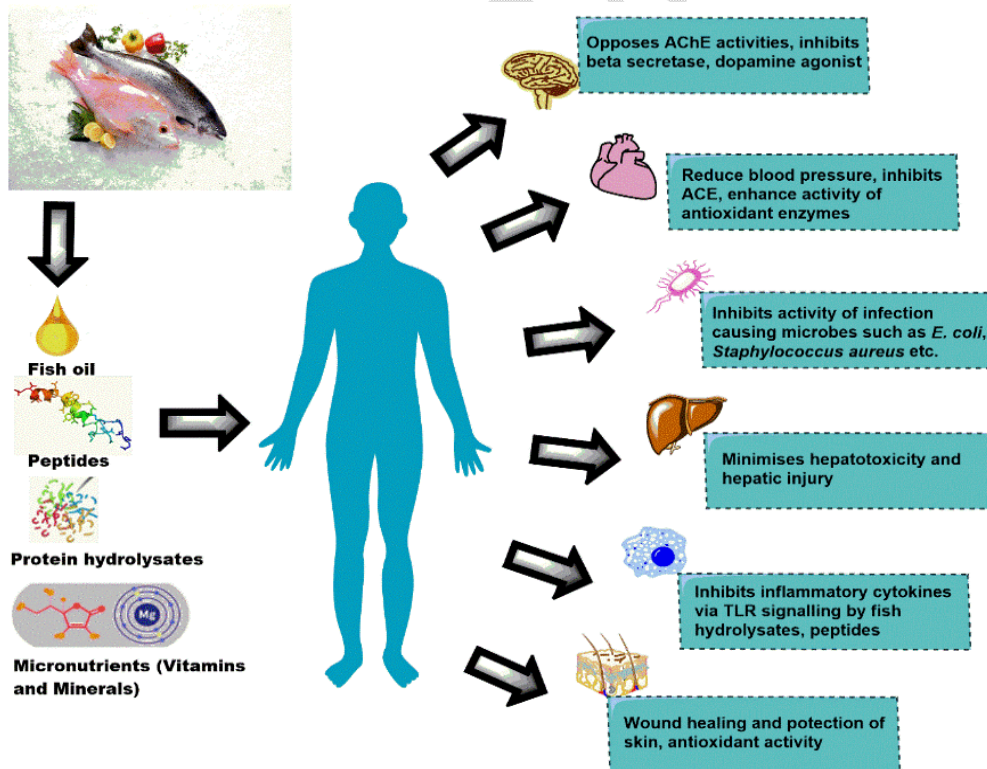


Figure 1: Beneficial effects of fish food on human health

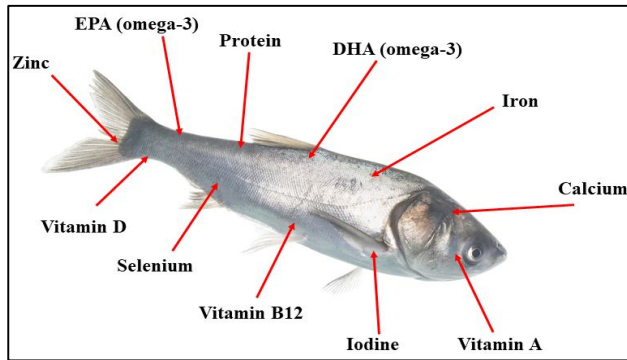


Figure 2. Some important constituents in fish food

UNDER PEER REVIEW

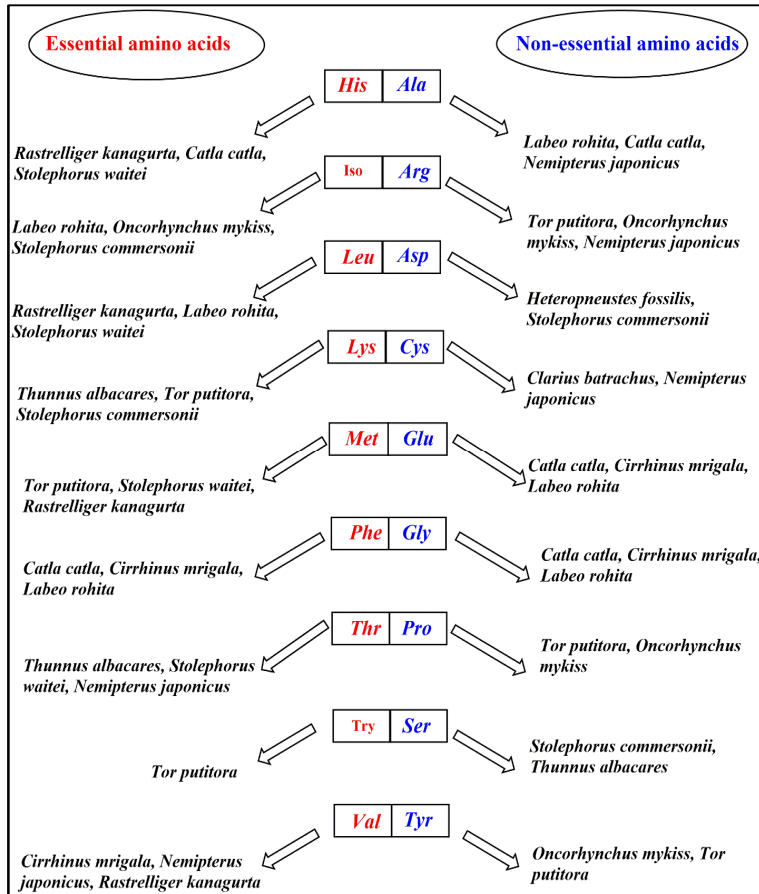


Figure 3: Richness of specific amino acids in different types of food fishes (Mohanty *et al.*, 2019)

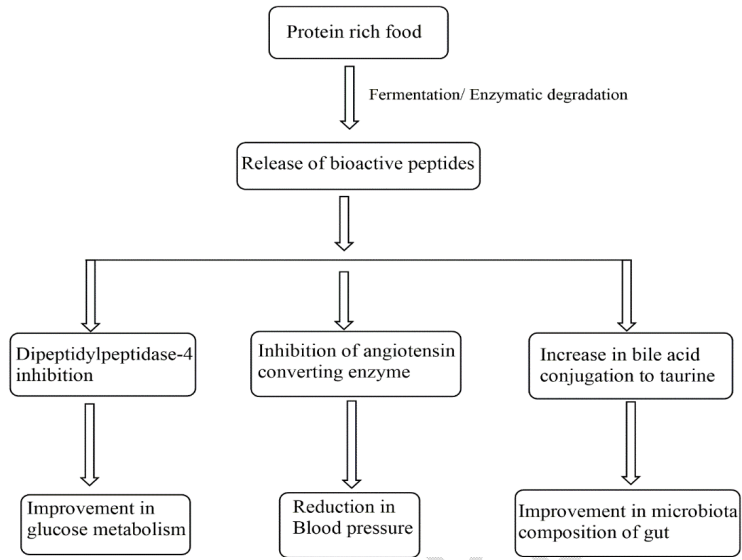


Figure 4: Several potential effects of fish-derived bioactive peptides

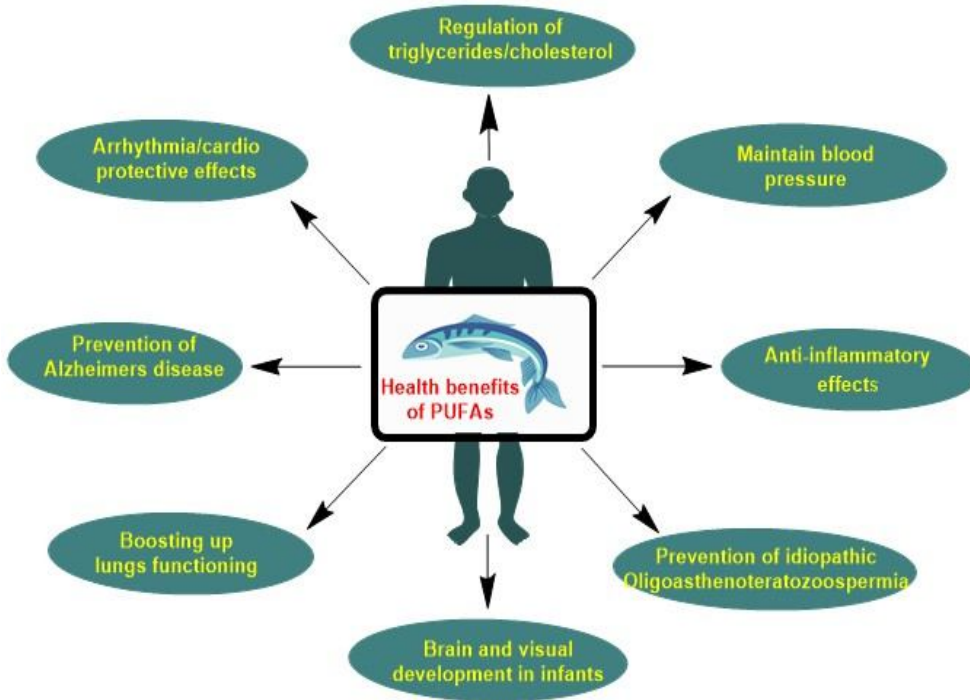


Figure 5: Several health benefits of polyunsaturated fatty acids (PUFAs)

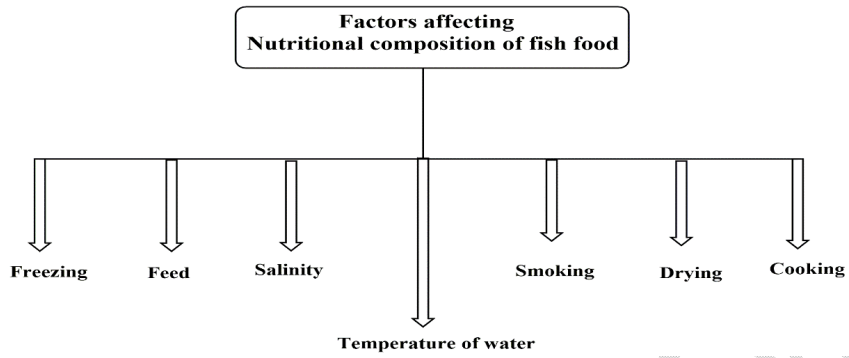


Figure 6: Factors affecting the nutritional value of the fish

UNDER PEER REVIEW