

Original Research Article

Effect of Zai Pit Technology on the Infiltration Capacity of the soil

ABSTRACT

Agriculture in India has facing number of problems which include increasing in population, depletion of water availability, runoff and cultivated land. Increase in population and depletion of ground water resources is the major problem for food security and stability. Irrigated lands now produce 4% of the food supply which doesn't meet the required supply. Zai pit technology provides a window of opportunity for farmers to improve crop performance in harsh & changing climate. This method increases the amount of water stored in the soil profile by trapping rain water. It retains moisture and holds water long enough to allow it to infiltrate. It promotes the efficient use of limited quantities of organic matter and ensures the concentration of water & soil fertility. The methodology follows estimation of infiltration rate for both Zai pit technology and furrow irrigation method. Zai pit technology increases infiltration rate of the soil from 1.45 to 2.25 cm/hr and furrow irrigation decreases the infiltration rate of the soil from 2.24 to 1.1 cm/hr.

Key words: Zai pit technology, furrow irrigation and infiltration rate

Highlights

- Infiltration is the process by which water on the ground surface enters the soil. Infiltration rate is a measure of the rate at which soil is able to absorb rainfall or irrigation.
- The use of the Zai pit method increases the amount of water stored in the soil profile by trapping rain water. The infiltration rate was increased from 1.45 to 2.25 cm/hr in Zai pit technology and the infiltration rate was decreased from 2.24 to 1.1 cm/hr.
- The yield of tomato crop increased twice in zai pit technology (4081.63 Kg/ha) as compare to furrow irrigation method (2040.81Kg/ha).

Introduction:

The population of India is expected to stabilize around 1640 million by the year 2050. Moreover, every year the population will increase but the cultivated lands will not increase, to meet the required food supply. So, it is necessary to convert the barren lands into cultivable lands with better land and water management to provide required food supply. Gross per capita water availability will decline from 1820 cu. m/ year in 2001 to as low 1140 cu.m/year in 2050. Increase in population and depletion of ground water resources is the major problem for food security and stability. Irrigated lands now produce 4% of the food supply which doesn't meet the required supply. Therefore, it is necessary to choose a suitable irrigation method convert the uncultivated land into cultivated land for getting an optimum yield which meet the necessary requirement with available water by applying best irrigation management practices. Furthermore good management and timely application of water may result in preventing of land degradation.

Infiltration is the process by which water on the ground surface enters the soil. Infiltration rate is a measure of the rate at which soil is able to absorb rainfall or irrigation. It is measured in inches per hour or millimetres per hour. If the soils have low infiltration rate, then the runoff will be more and also the water holding capacity of soil will be low. The precipitation rate exceeds the infiltration rate, runoff will usually occur unless there is some physical barrier. To overcome the above problem, infiltration rate should be increased. To avoid all the above problem, a new sustainable land and water management technique is introduced which is called Zai pit method.

Zai pit method:

Zai pit is traditional land rehabilitation technology. Zai pit technology provides a window of opportunity for farmers to improve crop performance in harsh & changing climate. This method increases the amount of water stored in the soil profile by trapping rain water. It retains moisture and holds water long enough to allow it to infiltrate. It promotes the efficient use of limited quantities of organic matter and ensures the concentration of water & soil fertility.

Zai technology also reactivates biological activities in the soil and eventually leads to an improvement in soil structure. This eventually leads to less desertification. The poorly available organic matter is placed at the bottom of the pit and not broadcast over the whole field. The organic material used attracts termites, which play a crucial role as they dig channels in the soil and by doing so improve its "architecture". The termites also digest the organic material, making nutrients more easily available to the crops planted or sown in the pits.

Materials and Methods:

The present study is conducted at College of Agricultural Engineering, Madakasira, which was located in Anantapuram district of Andhra Pradesh, it is located in arid ecological zone, and mainly it is designated as rain shadow region. The area has Latitude of 13°56'56.89" N and longitude of 77°18'42" E. The annual rainfall of Madakasira is 532 mm and it is found to drought prone area. The average air temperature is 28.42 °C, whereas the maximum air temperature is 40.3°C and the minimum air temperature is 15.5 °C.

(i) Planning of Experiment

The experimental field with total area of 196m² was selected for experimentation. The total area was divided into 2 plots i.e., one plot for Zai pit technology and another plot for furrow irrigation method. One plot for Zai pit technology having 98m²(7 m×14m) area was selected for experimentation. Another plot for furrow irrigation having 98m²(7 m× 14m) area was selected for experimentation. The spacing for tomato crop was selected about 80×80cm for experimentation.

(ii) Field Preparation

FYM (Farm Yard Manure) was applied to the furrow irrigation site and the field was ploughed well to bring to optimum tilth. The ploughing provides opening of soil, crushing of clods, destroy the weeds and utilize the micro nutrients for crop growth. The Zai pit consists of dug holes excavated in grids, with a diameter of 15-20 cm and a depth of 10-15 cm or more, filled with manure. They are spaced 70 to 80 cm apart. The spacing of pits within a row, as well as the space between rows of pits, varies between 60 and 100 cm. At the beginning of the rains, 200- 600 g of dung or compost are added to the pits.

(iii) Transplanting

The seedlings were transplanted into the field on 8th February, 2018. Light irrigation was done immediately after transplanting. Gap filling was done on fourth day of transplanting.



Image 1 . Zai pit and furrow methods

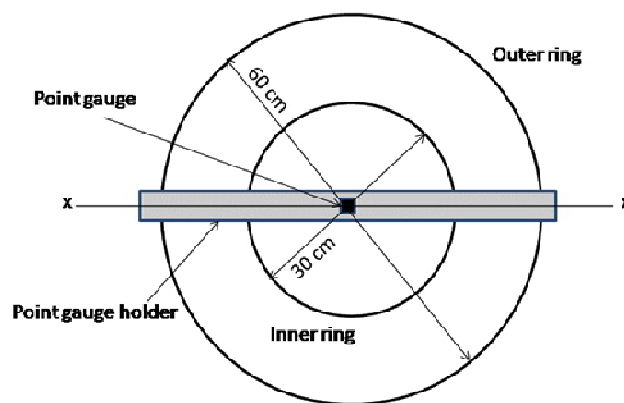
(iv) Harvesting

Harvesting of tomatoes was done manually at 60, 75 and 95 days after transplanting. Harvested fruits were weighed and collected in trays and marketed in Madakasira Town.

(v) Infiltration characteristics

The infiltration rate is measured using the double ring infiltrometer as described by Micheal (1978) in each experiment field. The standard double ring infiltrometer set consists of pair concentric rings (Fig.1). The diameter of inner ring is 30 cm and outer ring is 60cm having depth 30 cm. The double ring infiltrometer made of 14 gauge rust resistant galvanized steel sheet. The purpose of outer ring is to have the infiltrating water acts as a buffer zone against infiltrating water straining away sideways from the inner ring. The inner ring is used for measuring infiltration rate of water. One side (Bottom side) of two rings is sharpened for easy insertion of rings into soil. The other side is made hard and small elbow projections are provided diagonally opposite to each other at six places. These projections are useful for easy carrying of rings and also used as guides while inserting infiltrometer into the ground. The rings were driven at about 10cm deep into soil by using falling weight type hammer striking on a wooden plank placed on top of ring uniformly without or undue disturbance to soil surface.

Top View



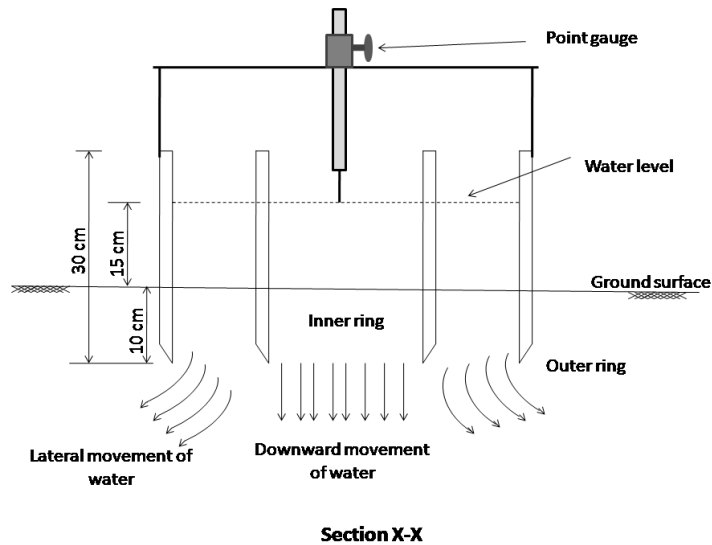


Fig.1.Double Ring Infiltrometer

(vi) Installation of Infiltrometer

For accurate installation of infiltrometer, the land was neatly cleaned by removing small obstacles such as stones or twigs etc. The rings are driven into the ground by falling weight type hammer striking on top of the rings or by light blows with an ordinary hammer and using a short wooden plank to prevent damage to the edges of the metal rings. To avoid the disturbance of the soil, the vibrations are avoided by standing one or two persons standing on the ring. After installing inner ring, place the outer ring with the cutting edge facing down and exact concentric with inner cylinder. With the help of driving plate and impact absorbing hammer slowly insert the outer ring. The both cylinders are installed about 10cm deep in the soil. Care is taken to keep the installation depth of the rings the same in all experiments. This is accomplished by marking the outside of the rings at the 15cm level and driving the rings up to the mark.

Measurement of infiltration rate from Double Ring Infiltrometer

For measuring the infiltration rate of the soil, fill the outer ring with water, then immediately in the inner ring to approximately 10cm. To avoid the seepage of water from inner ring to outer and vice-versa, the water levels in both the cylinders are kept approximately the same. After filling water, immediately determine the water level in inner ring with the help of point gauge. Water level in the inner ring as indicated on the point gauge is measured starting from small time intervals (5 min). The time interval is gradually increased as 10 min, 20 min, 30 min, 40 min, 1 h. The water is refilled into both rings when the water level is reaches near to 5 cm mark. Care is taken to fill the container completely each time before adding water to the rings. This process is continued the infiltration reaches a constant infiltration rate. The readings

have been taken in three trails at each experimental setup. The infiltration rate is calculated by the following formula

$$\text{Infiltration rate (cm/h)} = \frac{\text{Initial water depth} - \text{final water depth}}{\text{Time required, h}}$$

Results and Discussion:

Measurement of Infiltration rate in furrow irrigation method

Infiltration was measured in three stages i.e. before planting, before harvesting and after harvesting. The obtained values are shown in Figure 2. From the Figure 2, it was observed that the infiltration rate in furrow irrigation method is in decreasing trend i.e. 2.24, 1.275 and 1.1 cm/hr during the three stages of crop. This was due to compactness of soil surface by the application of irrigation water in the form of flood irrigation in furrows.

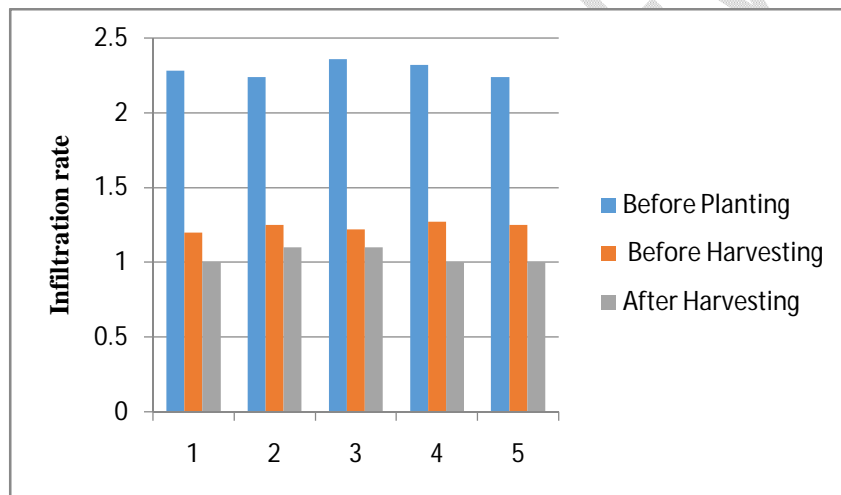


Fig.2. Infiltration rate in furrow irrigation method

Measurement of Infiltration rate in Zai Pit method

Infiltration is measured in three stages i.e. before planting, before harvesting and after harvesting. The obtained values are shown in Figure 3. From the Figure 3, it was observed that the infiltration rate in Zai Pit technology is in increasing trend i.e. 1.45, 1.675 and 2.2 cm/hr during the three stages. Organic matter present in the pits attracts the micro-organisms, so that it travelled towards the organic manure, so that pore space is increased.

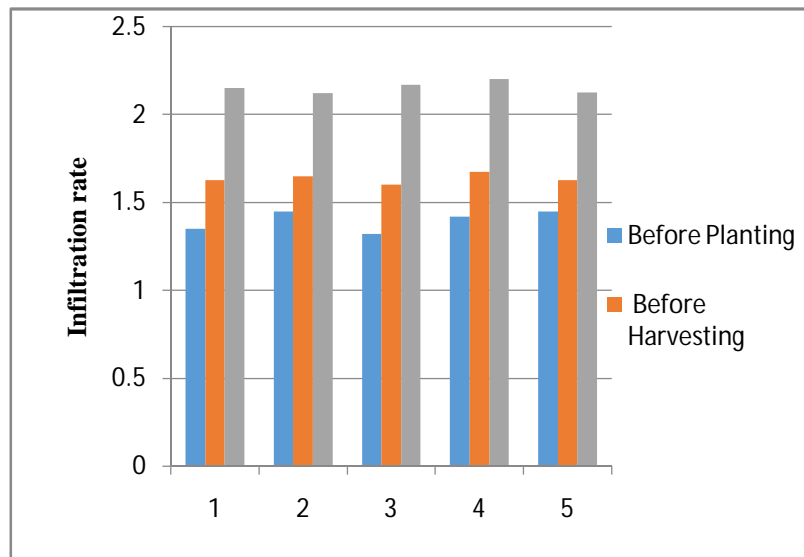


Fig.3. Infiltration rate in Zai Pit method

Comparison of yield of tomato crop between zai pit technology and furrow irrigation.

Tomato crop was harvested by manually in the both methods and the yield was calculated and presented in tables

Table 1: Comparison of yield of tomato crop between zai pit technology and furrow irrigation method.

S.No	Crop	Type of method	Yield(k g/ha)
1	Tomato	Zai pit technology	4081.63
2		Furrow irrigation method	2040.81

Conclusion:

The Zai concept captures rainfall and runoffs, promotes the efficient use of limited quantities of organic matter and ensures the concentration of water and soil fertility at the beginning of the rainy season. The use of the Zai pit method increases the amount of water stored in the soil profile by trapping rain water. It retains moisture in-situ and holds water long enough to allow it to infiltrate. Zai pit improves soil fertility in completely barren soils where nothing could grow before. Continuous cultivation with Zai pit technology for 3 years, barren land can be converted

into cultivated land. Zai technology also reactivates biological activities in the soil and eventually leads to an improvement in soil structure. The infiltration rate was increased from 1.45 to 2.25 cm/hr in Zai pit technology and the infiltration rate was decreased from 2.24 to 1.1 cm/hr.

References:

- Abedinpour, M. & Sarangi, A. & Rajput, T.B.S. & Singh, Man & Pathak, H. & Ahmad, T., 2012. *Agricultural Water Management*, 10(C), 55-66. DOI: 10.1016/j.agwat.2012.04.001.
- Amin Taheri 2011. Study on some morphological and physical characteristics of tomato used in mass models to characterize best post harvesting options. *Journal of Australian Journal of Crop Science*. 4(134-294). http://www.cropj.com/taheri_5_4_2011_433_438.pdf
- Amiri, E 2016. Calibration and testing of the Aqua crop model for rice under water and nitrogen management. *Communications in soil science and plant analysis*. 47 (387-403). <https://doi.org/10.1080/00103624.2015.1123719>.
- Dianyu. 2015. Using bayesian analysis to compare the performance of three evapotranspiration models for Rainfed Jujube (*ZiziphusJujubamill.*) plantations in the loess plateau. *Agricultural water management*. 159(341-357). doi.org/10.1016/j.agwat.2015.06.004
- Eline. 2014. Aqua crop –The FAO crop model to simulate yield response to water: Parameterization and testing Forfor Maize. *Agronomy Journal*. 223: (428-459).
- M.Abedinpour.2012 Evaluation of Aqua crop model for maize crop in a semi-arid environment. *Agricultural Water Management*. 110: (55-66).
- Danjuma, M.N. (2015) Conducted experiment on that zai pit system “A catalyst for restoration in the dry Lands’. *IOSR Journal of Agriculture and Veterinary Science (IOSR-JAVS)*. DOI: [10.9790/2380-08210104](https://doi.org/10.9790/2380-08210104)
- Mohammad Nabil Elnesr(2015). Evaluating the effect of three water management techniques on tomato crop. 10(1371). <https://doi.org/10.1371/journal.pone.0129796>
- Mutua-Mutuku, M.; Nguluu, S. N.; Akuja, T.; Lutta, M.; Bernard, P. 2015. Factors that influence adoption of integrated soil fertility and water management practices by smallholder farmers in the semiarid areas of eastern Kenya. *Tropical and Subtropical Agroecosystem*. 20(1):143-153. <http://www.secheresse.info/spip.php?article73989>.

Nyikahadzo. 2012. Factors affecting smallholder farmers “Adoption of integrated soil fertility and water management practices in Machakos county”. *Journal school of Agriculture and Veterinary Science* 28.

Santhosh, D.T. Tiwari, K.N. Vikas Kumar, S. 2017. Influence of different protected cultivation structures on water requirements of winter vegetables. 10(1):93-103. <http://dx.doi.org/10.5958/2230-732X.2017.00004.3>

Sawadogo (2011) Conducted experiment on that how to optimize the zai system other plant https://assets.echocommunity.org/publication_issue/3bbc0e7d-5730-4af1-901d-3b3c68c46c48/en/tn-78-zai-pit-system.pdf.

UNDER PEER REVIEW