

Original Research Article

Saving and Storing Data through Mobile-based Applications Dedicated to Soil Protection

ABSTRACT

Mobile applications dedicated to the protection of soil resources are increasingly common among users worldwide. What makes them popular among them is the possibility they offer in the acquisition, respectively saving and storing data from the field. We propose to do an analysis of how to save and store data, to emphasize the malleable nature of applications in relation to what software development platforms allow - in this case, the MIT App Inventor[®] platform. As a result of the research methodology, no less than six possible data saving and storage media were determined (TinyDB[®], File[®], CloudDB[®], Google Sheets[®], Firebase[®], and DropBox[®]). The obtained results showed that saving and storing data depends, to the greatest extent, on the specifics of mobile devices (memory and effective storage space). Consequently, for an application made through the MIT App Inventor[®] platform, several types of configuration of the acquisition, processing, saving, and storage of data are possible, all of which depend both on the specifics of the devices used, as well as on the users' choices regarding the acquisition, processing, saving and storage of data.

Keywords: soil-related data storage, mobile applications, MIT App Inventor[®], soil protection.

1. INTRODUCTION

Nowadays, the majority of mobile devices (with different hardware capabilities, navigation techniques, and physical design) come preloaded with a number of applications [1], including a web browser, an email client, a calendar, a mapping program, a music-buying app, and many more media tools. Some pre-installed applications can be deleted using the standard uninstall procedure, freeing up additional storage for desired applications. Some devices can be rooted to delete undesirable apps even when the firmware doesn't permit it. App Stores are online marketplaces where users may get apps that are not already pre-installed. They could be run by the company that created the mobile operating system for the device, like the App Store[®] for iOS or the Google Play Store[®] for Android [2], by the makers of the device, like the Galaxy Store[®] and Huawei AppGallery[®], or by third parties, like the Amazon Appstore[®] and F-Droid[®].

Typically, mobile apps are downloaded from the platform to the intended device, though they can occasionally be downloaded to laptops or desktop computers as well. On Android devices, apps can also be manually installed by launching a specific app package. While some apps are free, some may cost money, either upfront or on a recurring basis. Some apps additionally provide in-app purchases, advertising, or both. In any event, the app store and the app creator often divide the earnings. As a result, the pricing of the same app may vary based on the mobile platform. For general productivity and information retrievals, such as email, calendar, contacts, stock market, and weather data, mobile apps were initially made available. However, there has been a quick extension into other areas, such as those covered by desktop application software packages, as a result of consumer demand and the accessibility of development tools. A wide array of review, suggestion, and curation sources,

including blogs, magazines, and specialized online application discovery services, have been developed as a result of the explosion in the quantity and variety of applications, which, like other software, has made discovery difficult.

People are installing more apps on their devices, regardless of the type or utility of the apps, due to the growing number of mobile apps available in app stores and the improving capabilities of smartphones [3]. Native apps, hybrid apps, and web apps are the three categories into which apps are typically divided [4, 5]. Apps that are native to a mobile operating system - typically iOS or Android - are made just for that platform [6]. Web applications are typically run through a browser and are created in HTML5 or CSS. Hybrid apps function as web apps cloaked in native containers and are created using web technologies like JavaScript, CSS, and HTML5. Users of mobile phones are increasingly using more and more mobile applications, that have gained wide acceptance in several sectors, including eCommerce and even education [7, 8]. According to research, the use of mobile apps is significantly correlated with the user context and is influenced by the user's location and time of day. Professionals are using mobile apps more and more, and when they are properly created and integrated, they can have many advantages. In their work, farmers, ecologists, pedologists, scholars, and students worldwide are increasingly using mobile applications devoted to monitoring and conserving soil resources. They are well-liked by users due to the opportunity they provide for collecting, recording, and storing field data.

2. MATERIAL AND METHODS

We set out to conduct research on the potential for saving and storing data specifically for a mobile application for the monitoring and preservation of soil resources through the current effort. We were able to set up no less than six different options for saving and/or storing data from the standpoint of the application we developed using the MIT App Inventor[®] platform (TinyDB[®], File[®], CloudDB[®], Google Sheets[®], Firebase[®], and DropBox[®]). We evaluated each of these variations to see if the data could be saved, what format it could be saved in (text files, images, audio, and video, etc.), what access options there were for later accessing the data for storing and/or saving, and what other options there were. To give you an idea of the possibilities it offers, for saving and/or storing data, the application created by us during Oct. 2020-November 2022, we decided to explain with some work screens for File[®], Google Sheets[®], and DropBox[®]. Of course, there are still many aspects that we have not explained, but we consider that these are enough to have an overall idea of what we set out to show.

3. RESULTS AND DISCUSSION

Saving and storing text and images in the device's internal memory can most commonly be done through the TinyDB[®] storage component, for which the MIT App Inventor[®] platform has an associated calling function [9, 10]. Saving data from the field can, naturally, be done in several formats. Of those considered, configured, tested, and validated, only those related to the suite of programs in the Microsoft Office[®] package (starting with version 1997 and up to now, version Microsoft Office 365[®]) are presented.

The second component that by calling in MIT App Inventor[®] can save and store data in the internal memory of the device is the File[®] component. This provides an unlimited work option, if the extension of the working files required by the user is known (for example, files that open with the Microsoft Office[®] suite). Through the File[®] component, at the application level, it was aimed that the user could save/store the data as Plain Text (*.txt), Word 97-2003 Document (*.doc), Word Document (*.docx), Excel 97 -2003 Workbook (*.xls), Excel Workbook (*.xlsx), CSV-Comma delimited (*.csv) and PDF (*.pdf).


```

1 function doGet(e) {
2
3   var ss = SpreadsheetApp.openByUrl("https://docs.google.com/spreadsheets/d/1_vib2j3890-PY5I8vjd8Fw0ClYHCrc0Nu8716g/edit#gid=0");
4   var sheet = ss.getSheetByName("Foaiet");
5
6   addUser(e,sheet);
7 }
8
9
10 function doPost(e) {
11   var ss = SpreadsheetApp.openByUrl("https://docs.google.com/spreadsheets/d/1_vib2j3890-PY5I8vjd8Fw0ClYHCrc0Nu8716g/edit#gid=0");
12   var sheet = ss.getSheetByName("Foaiet");
13   addUser(e,sheet);
14 }
15
16 function addUser(e,sheet) {
17   var Locatie = e.parameter.Locatie ;
18   var Data = e.parameter.Data ;
19   var Ora = e.parameter.Ora ;
20   var Adresa_locatie1 = e.parameter.Adresa_locatie1 ;
21   var Coordonate_GPS = e.parameter.Coordonate_GPS ;
22   var Folosinta_terenului = e.parameter.Folosinta_terenului ;
23   var Conditii_hidrometeorologice = e.parameter.Conditii_hidrometeorologice ;
24   var Conditii_organoleptice = e.parameter.Conditii_organoleptice ;
25   var Conditii_biocenotice = e.parameter.Conditii_biocenotice ;
26   var Scopul = e.parameter.Scopul ;
27   var Adancimea = e.parameter.Adancimea ;
28   var Desfasurarea_probabil = e.parameter.Desfasurarea_probabil ;
29   sheet.appendRow([Locatie,Data,Ora,Adresa_locatie1,Coordonate_GPS,Folosinta_terenului,Conditii_hidrometeorologice,Conditii_organoleptice,
30   Conditii_biocenotice,Scopul,Adancimea,Desfasurarea_probabil]);
31 }

```

Fig. 2. Configuring Google Sheets® storage to allow data to be saved through the application interface

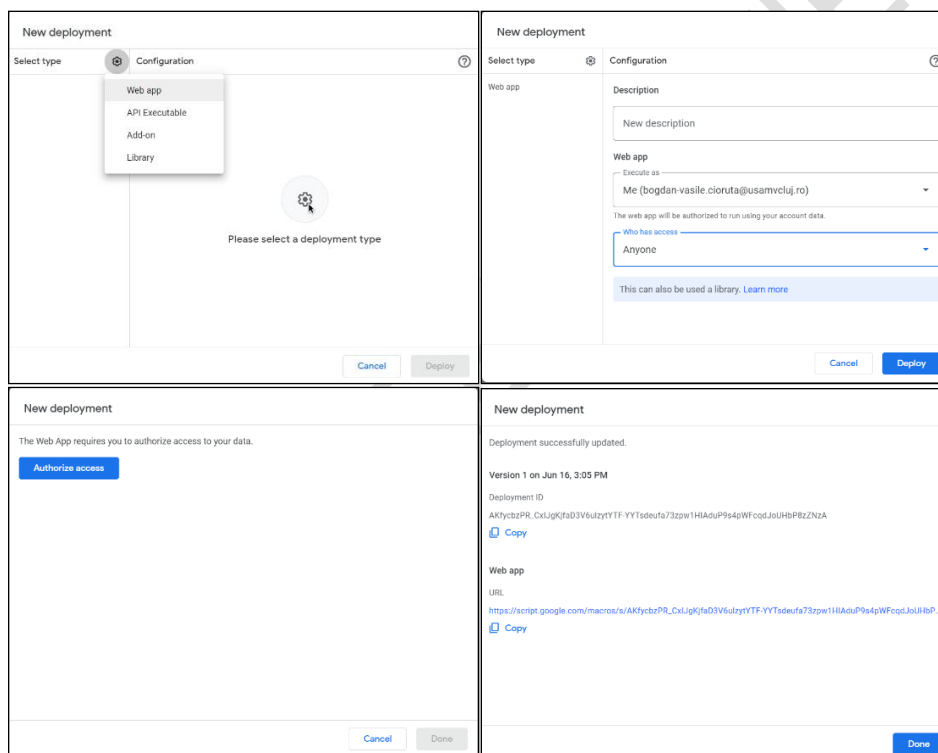


Fig. 3. Setting of the Google Sheets® storage-level access permissions to allow data to be saved, accessed, and viewed through the application interface

In terms of saving data in DropBox®, first the user's DropBox® account is accessed (Fig. 3). There are two different types of access: full access to DropBox® (dropbox access type) or only to a specific folder (sandbox access type). For the proposed application we use the sandbox access type, for obvious security reasons (see Fig. 4).

```

when buton_SALVARE1 .Click
do
  if Spinner1 . Selection = " Google Sheets "
  then
    set Web1 . Url to " https://script.google.com/macros/s/AKfycbwk4JQdQ... "
    call Web1 . PostText
      text
      join
        " Locatie= "
        textbox_Locatie . Text
        "&Data= "
        textbox_Data . Text
        "&Ora= "
        textbox_Ora . Text
        "&Adresa_locatiei= "
        textbox_AdresaLocatiei . Text
        "&Coordonate_GPS= "
        textbox_CoordonateGPS . Text
        "&Folosinta_terenului= "
        listpicker_FolosintaTeren . Selection
        "&Conditii_hidrometeorologice= "
        textbox_CondHidrometeorologice . Text
        "&Conditii_organoleptice= "
        textbox_CondOrganoleptice . Text
        "&Conditii_biocenotice= "
        textbox_CondBiocenotice . Text
        "&Ora_rasarit= "
        textbox_OraRasarit . Text
        "&Umiditate= "
        textbox_Umiditate . Text
        "&Temperatura_C= "
        textbox_TemperaturaC . Text
        "&Temperatura_F= "
        textbox_TemperaturaF . Text
        "&Precipitatii= "
        textbox_Precipitatii . Text
        "&Viteza_vantului= "
        textbox_VitezaVantului . Text
        "&Scopul_probarii= "
        textbox_ScopProbare . Text
        "&Adancimea= "
        textbox_Adancime . Text
        "&Desfasurarea_probarii= "
        textbox_DesfasurareProbare . Text
    call Notifier1 . ShowAlert
      notice
      join
        " Datele au fost salvate în Google Sheets! "
  
```

Fig. 4. Source code for saving data in Google Sheets®

After entering the account, a new application "sampling sheet" is created (Fig. 5), accessing the link <https://www.dropbox.com/developers/apps>, for which different access permissions are set, both for writing as well as for reading data in/from the account (see Fig. 6).

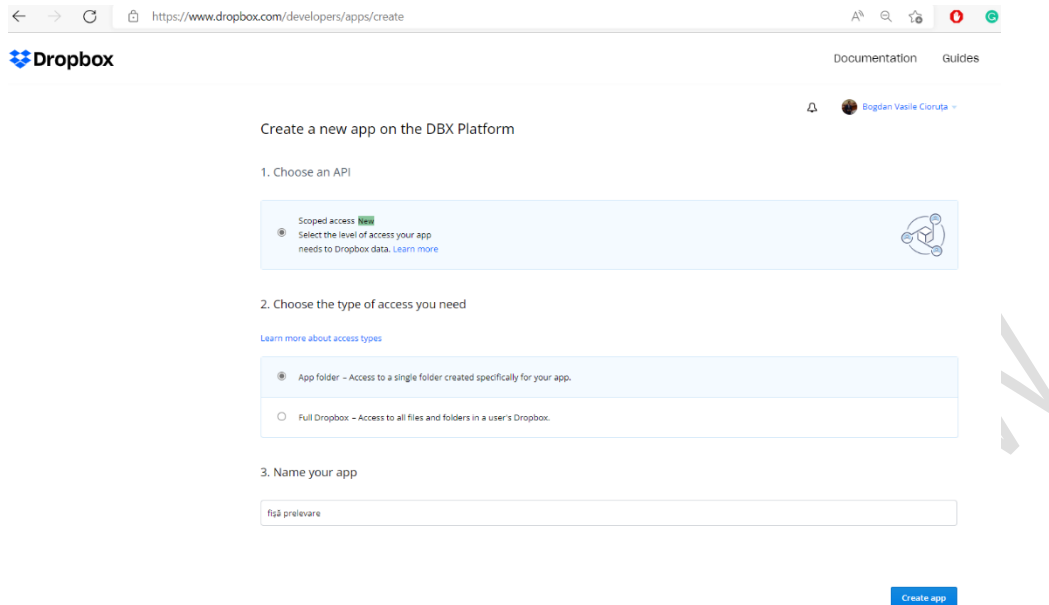


Fig. 5. Step 1 - to set up your DropBox® environment to save data

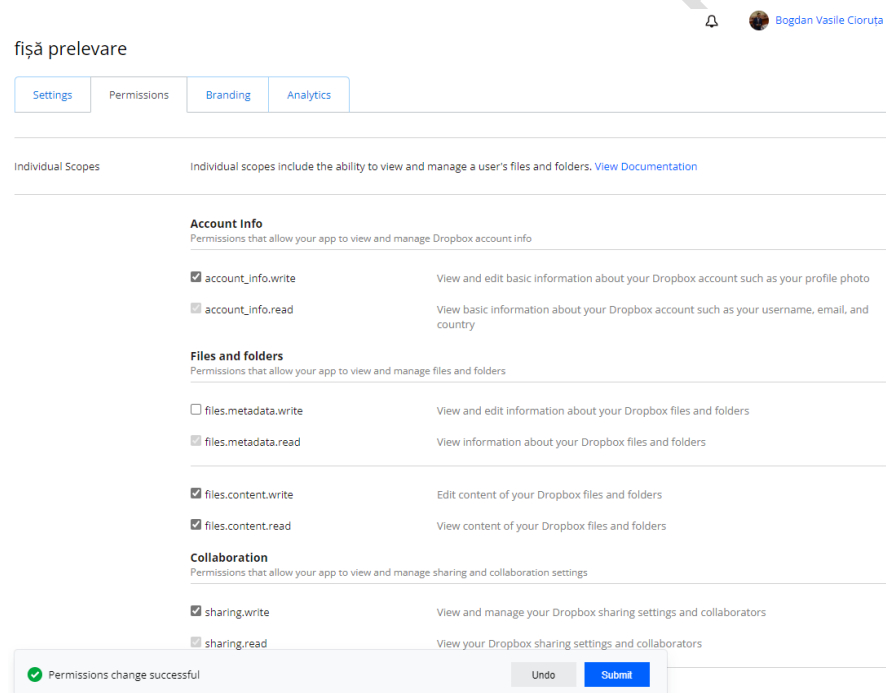


Fig. 6. Step 2 - to set up your DropBox® environment to save data

In addition to the previously set permissions, other settings can be made, the most important of which is the setting related to the generation of an access code/token (see Fig. 7). This token is required at the app level to be able to connect directly between the app and your DropBox® account level storage.

Settings | Permissions | Branding | Analytics

Creating a Dropbox app

- Configure app settings
Name your app and choose initial settings.
- Select access scopes
Choose the access scopes, or specific permissions, that your app needs to interact with Dropbox. We recommend starting small and adding more permissions later if you need them. [Get started](#)
- Add branding
Give your users important information about your Dropbox app. Should comply with the Dropbox developer branding guide. [Get started](#)

Status: Development Apply for production

Development users: Only you Enable additional users

Permission type: Scoped App (App Folder)

App folder name: fs& prelavre Change

App key: qrshyfsdgragbbo
App secret: Show

OAuth 2

Redirect URIs

Add

Allow public clients (Implicit Grant & PKCE)

Allow

Generated access token

Generate

Fig. 7. Step 3 - to set up your DropBox® environment to save data

The source code from the application (inspired by a similar project) which has as its purpose the selection of an image from the device gallery, followed by its saving/storage at the level of the new project created in the DropBox® platform is presented in Fig. 8.

```

initialize global Dropbox_AccessToken to Obfuscated Text ADD YOUR ACCESS TOKEN HERE

when ImagePicker1 AfterPicking
do
  set Image1 Picture to ImagePicker1 Selection
  initialize local list to split text ImagePicker1 Selection
  initialize local filename to ""
  in
    set filename to select list item list get list
    index length of list list get list
  set lblResult Text to join "trying to upload" get filename
  set Web1 Uri to "https://content.dropboxapi.com/2/files/upload"
  set Web1 RequestHeaders to
    make a list
    join Authorization
    make a list
    join Bearer
    get global Dropbox_AccessToken
    make a list
    join Content-Type
    application/octet-stream
    make a list
    join Dropbox-API-Arg
    join ("path:" filename
    join ("mode:" "overwrite"])
  call Web1 PostFile
  path ImagePicker1 Selection

when Web1 GotText
do
  if get responseCode = 200
  then
    set lblResult Text to call Web1 JsonTextDecode
    jsonText get responseContent
  else
    call Notifier1 ShowMessageDialog
    message get responseContent
    title join "Error"
    buttonText "OK"
  
```

Fig. 8. Accessing the DropBox® environment from within the application to save data

As can be seen from the examples above, the scientific knowledge of the world developed gradually, through small steps and giant steps [11, 12]. Thus, over time, there have been countless scientific discoveries (with or without rigorous applications) that have contributed to the cultural endowment and the progress of society [13]. Most of the scientific elements are routine observations and records, contained in research reports, reports, and small communications, each having its own importance within the intimate mechanism of the computer act and the development of the community [11].

The approach to reality, through the lens of mobile applications that allow the acquisition and saving/storage of soil data, by sectors and sub-sectors (soil monitoring, protection, and conservation), as branches and sub-branches of reality, was the fruit of the first contact and the first perceptions of the man about the environment through Environmental Information Systems (EISs) [14-16]. Later, it can be observed that due to the avid need for knowledge, the scientific branches (including the development of specific mobile applications) were dismantled into ever more elementary parts, the thin slices of reality being ever deeper. Also, as shown, the MIT App Inventor[®] platform has obvious features for the development of mobile applications [17-20], which can help the average user in the work they do. In addition, the application created by us is a tangible one that shows that mobile applications can have their place and role both in education and research [21-24].

4. CONCLUSION

Saving and/or storing data related to ecopedological indicators - specific to agro-pedological studies, as well as studies related to the monitoring and protection of soil resources - involves several options and work alternatives. From our experience creating an application in MIT App Inventor[®], we were able to show that field data (reference for soil monitoring and protection) can be acquired, saved, and/or stored according to the user's needs and the technical specifications configured by the developer of the application.

Regarding our application, it currently allows both manual and automatic acquisition of data (via sensors), as well as saving and/or storing them in different formats. Although I presented only part of the possibilities that the ordinary user has for saving/storing data, the application itself includes six work variants, one more efficient than the other (TinyDB[®], File[®], CloudDB[®], Google Sheets[®], Firebase[®], and DropBox[®]). From this point of view, we declare ourselves enthusiastic about the possibilities offered by MIT App Inventor[®] and allow ourselves to recommend others to try to create their own applications for personal use and/or even for research.

REFERENCES

1. Dharmasiri C., Jayendranath R., Ariyaratna A., Perera P., Markus S., (2013). Web browsers on smart mobile devices: A gap analysis on the state of the art. International Conference on Advances in ICT for Emerging Regions, ICTer 2013 - Conference Proceedings. 75-79. 10.1109/ICTer.2013.6761158.
2. Zhu J., Wu Z., Guan Z., Chen Z., (2015). Appearance similarity evaluation for Android applications. 323-328. 10.1109/ICACI.2015.7184722.
3. Wondwesen T., (2021). The effect of app store strategy on app rating: The moderating role of hedonic and utilitarian mobile apps. International Journal of Information Management. 57. 102299. 10.1016/j.ijinfomgt.2020.102299.
4. Yun M., Xuanzhe L., Yunxin L., Gang H., (2017). A Tale of Two Fashions: An Empirical Study on the Performance of Native Apps and Web Apps on Android. IEEE Transactions on Mobile Computing. PP. 1-1. 10.1109/TMC.2017.2756633.

5. Nunkesser R., (2018). Beyond web/native/hybrid: a new taxonomy for mobile app development. 214-218. 10.1145/3197231.3197260.
6. Malavolta I., (2016). Beyond native apps: web technologies to the rescue! (keynote). 1-2. 10.1145/3001854.3001863.
7. Lumor T., Pulkkinen M., Hirvonen A., (2021). The Actual Adoption and Use of Mobile Apps The Actual Adoption and Use of Mobile Apps: The Case of a Higher Education Context.
8. Cho, H.-Y & Lee, C.-H. (2018). Effects of mobile app users' perceived mobile app characteristics and consumer innovativeness on continuous use intention: Focused on mediating effects of user satisfaction and trust. *Asia Life Sciences*. 2017-2031.
9. Abdul M., Alshehri M., (2019). A Review of Mobile and SIM Forensics Tools.
10. Jahankhani H., Azam A., Blyth A., Sutherland I., (2007). Review of Forensic Tools for Smartphones. 10.1007/978-1-84628-750-3_8.
11. Cioruța B., Coman M., (2011), *Incursiune în cercetarea științifică modernă a mediului înconjurător. De la Sistemele Informatice de Mediu la Informatica Mediului*, Journal of Environmental Research and Protection, Universitatea Babeș-Bolyai Cluj-Napoca, ISSN tipărit 1584-7071, ISSN electronic 2248-3128, nr. 29, pg. 17-20.
12. Cioruța B., Coman M., (2011), *Evoluția, definirea și rolul Sistemelor Informatice de Mediu în dezvoltarea strategiilor pentru protecția mediului*, Journal of Environmental Research and Protection, Universitatea Babeș-Bolyai Cluj-Napoca, ISSN tipărit 1584-7071, ISSN electronic 2248-3128, nr. 27, pg. 11-14. [Accesat la 06.04.2021]. Disponibil online: www.ecoterra-online.ro/files/1321371401.pdf
13. Cioruța B., Cioruța A., Coman M., (2012), *Pledoarie pentru necesitatea formării unei culturi informaționale environmentale*, Journal of Environmental Research and Protection (ECOTERRA®), Universitatea Babeș-Bolyai Cluj-Napoca, ISSN tipărit 1584-7071, ISSN electronic 2248-3128, nr. 30, pg. 31-39. [Accesat la 06.04.2021]. Disponibil online: www.ecoterra-online.ro/files/1339069625.pdf
14. Avouris N.M., Page B., (1995), *Environmental Informatics: Methodology and Applications of Environmental Information Processing*, Kluwer Academic, Boston.
15. Hilty L.M., Page B., Radermacher F.J., Riekert W.F., (1995), *Environmental Informatics as a New Discipline of Applied Computer Science*, 978-94-017-1443-3_1. www.researchgate.net/publication/Environmental_Informatics_as_a_New_Discipline_of_Applied_Computer_Science
16. Coman M., Cioruța B., (2013), *Environmental Information Systems as a possible solution for strategic development of local and regional communities*, Conferința Internațională „Aerul și Apa - componente ale mediului”®, 22-23 martie 2013, Cluj-Napoca, Editura Presa Universitară Clujeană, ISSN/EISSN: 2067-743X, pg. 516-523. [Accesat la 06.04.2021]. Disponibil online: http://aerapa.conference.ubbcluj.ro/2013/pdf/66_coman_cioruta_516_523.pdf
17. Jordan L., Greyling P., (2011) *App Inventor. In: Practical Android Projects*. Apress, Berkeley, CA. https://doi.org/10.1007/978-1-4302-3244-5_11 www.researchgate.net/publication/251415539_App_Inventor
18. Wolber D., (2011). *App inventor and real-world motivation*. 601-606. 10.1145/1953163.1953329. www.researchgate.net/publication/234815054_App_inventor_and_real-world_motivation
19. Wolber D., Abelson H., Spertus E., Looney L., (2011) *App Inventor - Create Your Own Android Apps* www.cs.usfca.edu/~wolber/appinventor/appinv_0331.pdf
20. Abelson H., Mustafaraj E., Turbak F., Morelli R., Uche C., (2012). *Lessons learned from teaching App Inventor*. Journal of Computing Sciences in Colleges. 27. 39-41. www.researchgate.net/publication/262288235_Lessons_learned_from_teaching_App_Inventor

21. Pokress S., Dominguez Veiga J.J., (2013) *MIT App Inventor: Enabling Personal Mobile Computing*.
www.researchgate.net/publication/257592032_MIT_App_Inventor_Enabling_Personal_Mobile_Computing
22. Krishnendu R., (2015) *Position statement: App inventor instructional resources for creating tangible apps*. 119-120. 10.1109/BLOCKS.2015.7369018.
www.researchgate.net/publication/308602321_Position_statement_App_inventor_instructional_resources_for_creating_tangible_apps
23. Colter A.J., (2016) *Evaluating and improving the Usability of MIT App Inventor*.
www.researchgate.net/publication/311842698_Evaluating_and_improving_the_Usability_of_MIT_App_Inventor
24. Vostinar P., (2017) *Using App Inventor for Creating Educational Applications*. 10128-10133. 10.21125/edulearn.2017.0916.

UNDER PEER REVIEW