

Effect of copper fungicide on earthworm, *Lampitoma*

ABSTRACT

Copper ~~such~~ as copperoxychloride has wide ~~spread~~ use as a ~~protectant~~ fungicide/bactericide which prevents infection ~~on~~ ~~in~~ plants. The recommended dose ~~of copper oxychloride~~ for rice fields is 3 g/l which ~~contains~~ ~~ere~~ ~~copper present is~~ 50% ~~copper~~ i.e 1.5g copper/l ~~or 1500 ppm~~. ~~so the recommended dose is 1500mg/l i.e 1500 ppm of copper~~. The earthworms that play a major role in soil physical, chemical and biological ~~fertility improvement~~ of soil ~~were~~ ~~are~~ exposed to the copper fungicide. During ~~in~~ the suspension culture the epi-anecic earthworm, *Lampitoma* (Kinberg) could not survive beyond 30 ppm. ~~So~~ ~~So~~, the earthworms were exposed to ~~subtoxic lethal~~ levels of copper ~~i.e.i.e.~~, 0, 10, 20 and 30 ppm of copper and the effect on growth, feeding, respiration, excretion and regeneration was found to be significantly deleterious. On exposure to ~~a~~ sublethal dose of copperoxychloride the respiration increased but there was ~~a~~ marked reduction in growth, feeding, excretion and regeneration. The positive contribution of the earthworm was hampered but it continued to utilize energy from the system and this was the major findings of this work.

KEYWORDS

Sublethal dose, copperoxychloride, epi-anecic earthworm, growth, feeding, respiration and excretion

1. INTRODUCTION

Soil is a habitat for many micro and macro-organisms. The microorganisms include archaea, bacteria, actinomycetes, fungi, algae, protozoa and macrofauna like springtails, mites, nematodes, earthworms, ants, insects and larger organisms like burrowing rodents. Among all soil biota, earthworms are the key biotic components which play a vital role in maintaining the chemical, physical and biological properties of temperate and tropical soils. Earthworms (macrofauna) belong to the taxonomic phylum Annelida and family Lumbricidae.

Aristotle called the earthworm "the Intestine of the earth". By ingesting soil debris, earthworms have been shown to enhance the bioavailability of soil nutrients such as carbon, nitrogen, and phosphorus. While burrowing earthworms ingest a large amount of soil and are therefore exposed to contaminants through their intestine as well as through their skin. As a result, substances are concentrated from the soil into their body making them ideally suited for assessing the bioavailability of many harmful substances [1].

Earthworms host millions of decomposer microbes (bio degrader) in their gut and excrete them in soil along with nutrients like nitrogen (N) and phosphorus (P) in their excreta called 'vermicast' [2]. Edward and Fletcher [3] showed that the number of bacteria and 'actinomycetes' contained in the ingested material increased up to 1,000 fold while passing through the gut. The numbers, biomass, and activity of microbial communities in the earthworm gut have also been shown to be different from that of uningested soil [4]. Singleton et al. [2] studied bacteria associated with the intestine and casts of earthworms and it included *Pseudomonas*, *Paenibacillus*, *Azoarcus*, *Burkholderia*, *Spiroplasm* and *Actinobacterim*.

Lampitomauritii is one of the anecic earthworms found widely in Odisha and especially in Western Odisha, where this work has been conducted. The main contribution of the anecic earthworms is fragmentation of litter and its transportation to the lower layers of soil. It also produces mucus and helps in macrostructure formation. It ingests and disperses the soil biota and controls the population of some soil biota including microbes and mineralization process is facilitated [5].

To increase the yield, pesticides are used to decrease the yield loss by the pest. In addition to destroying the pests, the pesticides have a detrimental effect on the non-target organisms like earthworms which play an important role in soil fertility. The epigeic and epianecic earthworms are exposed to the pesticides when it is spread. Earthworms have been selected as a suitable representative soil organism as they contribute to the overall productivity of agricultural soils through their feeding, casting and burrowing activities [6]. Generally, pesticides cause toxicity to earthworms but indirectly can cause the reduction of the population by decreasing the organic matter input and weed coverage [7], [8]. Growth, reproduction and avoidance behavior are also affected by pesticides [9].

Copper oxychloride (50% WP), trade name Blue copper is a protective wettable fungicide having the double effect of systematic, contact and prevention action. Copper can be used on numerous crops against fungal and bacterial diseases. It can serve as a fatal enemy of major obstinate disease in

~~the~~ growing period of the crop. Its active molecule penetrates with high performance. It can enter the in vivo of the plant rapidly, and expand in the ailing plant, sterilizing inside and outside. It is used as ~~a~~ fungicide to control Scab, Anthracnose, Downy mildew, Early blight, and Late blight diseases of various crops, vegetables, ~~Potatopotato~~, ~~T~~Tomato, ~~T~~tea, ~~C~~Coconuts, spices, ~~and T~~obacco, fruits like grapes, bananas ~~and~~ nuts etc.

Copper as copper oxychloride is a protectant fungicide/bactericide which prevents infection ~~on~~ in plants. Its mode of action is by interfering with the enzyme system of spores and mycelium, a process ~~which that~~ is usually irreversible. It forms a chemical barrier against fungal attacks and is a foliar fungicide with preventative action.

There are several reports that the pesticides used for ~~the~~ reduction of loss of yield due to ~~the~~ pests also result in ~~the~~ reduction of ~~non-non~~ target organisms like earthworms which play important role in soil fertility [10], [11], [12], [13]. Most of the studies show the lethal effect the various pesticides. In this study, an attempt has been made to find the effect of a widely used fungicide copper oxychloride on the anecic earthworm, *Lampitoma* *auritii* at subtoxic level. Although at ~~a~~ subtoxic level the organism is not killed, ~~but~~ its metabolic parameters like growth respiration, excretion, etc. are hampered and these changes may also be considered as the bioindicators of the toxic substances entering into the ecosystems.

2. MATERIAL AND METHODS

2.1 Copper fungicide

Copper oxychloride is used as a fungicide and the recommended dose for rice fields is 3 g/l where copper present is 50% ~~i.e.~~ 1.5g copper/l. so the recommended dose is 1500mg/l ~~i.e.~~ 1500 ppm of copper.

Comment [SR1]: Rephrase with clear maning

2.2 *Lampitoma* *auritii* (Kinberg)



Figure 1. Image of earthworm *Lampitoma* *auritii*

Lampitoma *auritii* (Kinberg) ~~is~~ one of the endemic species classified under epi-anecic species. It is widely distributed in India. It can sustain ~~a~~ temperature range of 25-26°C with soil moisture ~~of~~ 10-20 % and pH of 5.82 – 7.2 where its growth and reproduction ~~is are favoured~~ favored [14]. The species live in vertical burrows about 1-2 ~~metres~~ meters into the soil profile and extend to the surface ~~and~~ burrows are

channels for the preferential flow of air and water and are often lined with organic matter especially protein-protein-rich mucus.

They are light greyish to brownish body coloured but deeply pigmented at their head and tail region. Their body is of medium size and ~~C~~littellum covers 14th to 17th segment. Male pores on slightly raised areas of 18th segment; paired female pores on 14th segment. Length is about 95mm - 155mm with ~~-~~ body live weight is usually 1 g. This species havehas the capability to produce 12-45 per year cocoons on an average by an adult [15].

Immature *Lampitoma* earthworms were utilized for conducting the survivability experiments. Gut contents were cleaned by keeping them in distilled water for three hours [16]. Earthworms were exposed to 0 to 1500 ppm of copper as copper oxychloride solution. After 240 hours, the earthworms exposed to beyond 30 ppm of copper solution could not survive. So the sub-sub-lethal dose of 10, 20 and 30 ppm of copper were was used for the study and control sets were maintained at 0 ppm copper.

2.3 Growth

The biomass of earthworms reflects the physiological requirements of tissue. In the present study the change in the biomass of the earthworms i.e., the change in weight of earthworms at different concentrations of copper solution i.e., 0 ppm 10 ppm, 20 ppm and 30 ppm has been studied.

For this purpose 500 g substate (300g soil and 200 g cowdungcow dung) was air dried, passed through 2mm sieve and placed in d, air dried soil was taken in polythene packets. Moisture was maintained at 20 ± 2 g% by adding of-distilled water for contro treatment and to it called the control sets i.e. '0' ppm and respective copper solution in experimental sets i.e. 10, 20, 30 ppm of-in 10 replicates of each concentration were taken. Approximately 1.5 g of earthworm was introduced inoculated in each experimental packet after 5 days of moisture addition and after microbial activation. Soil temperature was maintained at 25 ± 2 °C.

The change in the weight over initial weight was observed after 10, 20 and 30 days and the percentage change in weight of earthworms over zero dayzero-day culture was estimated.

2.4 Feeding (Stable Aggregate Formation)

Earthworm conserves nutrients by forming stable aggregates. As the formation of stable aggregates is directly proportional to feeding, feeding is estimated by estimating the stable aggregates of earthworms. Formation-The formation of stable aggregates is governed by the percentage of clay, amount of organic matter in the soil, bacterial mucilage, fungal mycelia and colloid contribution of macrofauna [17], [18].

In the present study, the effect of 0, 10, 20, and 30 ppm concentration of fungicide on the stable aggregate formation has been observed. The earthworms were inoculated in zero days and the estimation of stable aggregates was done at an interval of 10 days. After 10 days culture sets were sieved with water. The stable aggregates formed were collected, air air-dried and weighed. Carbon-The carbon content of the aggregate formed was estimated by Walkley and Black [19] titration method. Amount-The amount of carbon by energy conversion has been calculated and according to available standard values energy conversion for carbon is 41.44 kJ, g^{-1} , dry wt. [20].

Formatted: Indent: First line: 0.5"

Comment [SR2]: How the temperature was mentained? It was kept at 25 degree in chamber?

2.5 Respiratory rate

~~Respiratory~~ The respiratory rate was quantified by the Alkali absorption method [21]. Carbon dioxide evolution was measured at $25 \pm 2^\circ\text{C}$ and expressed as mg of $\text{CO}_2\text{-CO}_2\text{ gm}^{-1}$ live worm tissue, hr^{-1} , kg^{-1} soil.

500gm (300 g soil and 200 g cow dung) 2mm sieved, air dried soil was taken in plastic jars with moisture content maintained at $20 \pm 2\text{ g}\%$ by addition of distilled water in control sets i.e. '0' ppm and respective copper solution in experimental sets i.e. 5, 10 and 20 ppm. 10 replicates of each concentration were taken and 5g of earthworm was inoculated into them. The jars were kept undisturbed for 5 days for microbial activation. The respiratory metabolism was maintained at 0, 10, 20 and 30 days.

Comment [SR3]: How It is different from section 2.3. Why the same set used in 2.3 can not be used for this parameter?

2.6 Excretion

Estimation of ammonia on exposure to the copper fungicide ~~copper~~ was done by Kaplan method [22]. *Lampitomaauriti*, the anecic earthworms were collected from an uncontaminated site and inoculated in culture packets which ~~is are~~ prepared by mixing soil and cow dung in 3:2 ratio.

40 replicas were taken, 10 for each ppm of fungicide (0, 10, 20, 30). $20 \pm 2\text{ g}\%$ Moisture level was maintained by giving distilled water to 0 ppm replica (control), 10 ppm fungicide to 10ppm and 20 and 30 ppm fungicide to 20 and 30 ppm replica respectively. Approximately 1.5 g earthworms were inoculated in each replica consisting of a mixture of 300 gm of sieved pasture soil and 200 gms of sieved cow dung.

Comment [SR4]: Rewrite if it was performed separately than section 2.3. Follow section 2.3 for writing this.

After inoculating the earthworms, 1.6 gm of moist soil (dry wt.1 gm) was taken from each replica of 0ppm, 10 ppm, 20 ppm, and 30 ppm. Amount The amount of ammonia was estimated by measuring OD at 655 nm. This process was repeated in every 10 days interval. And 0 day, 10 days, 20 and 30 days readings were observed. The ammonia excretion was determined.

Comment [SR5]: What is OD?

Comment [SR6]: How?

Statistical analysis, ~~two way~~ two-way ANOVA was performed for inferring the data obtained [23].

Comment [SR7]: As suggested by the reviewer, there should be a subsection of Statistical analysis and need some description. A single phrase is not enough.

3. RESULTS AND DISCUSSION

3.1 Growth

~~Growth trends of Lampitomaauriti when exposed to a sublethal dose of copper oxychloride are shown in~~ Figure 2, shows the growth i.e change in weight of earthworm of *Lampito mauritii* when exposed to sublethal dose of copperoxychloride.

During 30 days of ~~observation~~ observation, it was noticed that the weight of earthworm is gradually increased in control over 0 days. But growth was seen to be decreased in 10, 20 and 30 ppm exposure to copper. The weight decreased by ~~21.02~~ by 21.02%, 45.74%, and 44.20% over initial weight on exposure to 10, 20 and 30 ppm copper respectively by 30 days. Two Way ANOVA showed a significant impact of copper on the growth of *Lampitomaauritii* at 0.01 and 0.001 levels of significance

with respect to duration ($F_{\text{cal}}=9.34$, $n_1=3$ $n_2=9$) and dose ($F_{\text{cal}}=162.24$, $n_1=3$ $n_2=9$), respectively (Table 1).

The biomass is a good indicator of the physiological requirements of tissue and material cycling [24]. In the present study, significant reduction in biomass was found on exposure to a sub-lethal dose of copper in copper solution. Rate-The rate of growth is gradually decreased. Similar results were reported by Khan *et al.*, [25]. They found a significant reduction in earthworm biomass after exposure to different concentrations of copper chloride and concluded abnormal functioning of major physiological systems such as digestion and absorption. Hellinget *al.*, [26] found that the growth and reproduction of *Eisenia fetida* were significantly decreased in consecutive weeks after the exposure of to copper fungicide. Bart *et al.*, [27] also reported a reduction in the growth of enchytraeids (potworms) in the laboratory on exposure to copper oxychloride. Reduction in biomass was also found in the earthworm on exposure to pesticides by various studies [28], [29], [30], [31]. Owojori *et al.*, [32] found the reduction of growth acari (mites) of in the soils treated with chlorpyrifos, dimethoate, deltamethrin, copper. Zhang *et al.*, [33] found a reduction in the growth of *Acrobeloides nanus*, *Pristionchus pacificus*, and *C. elegans* by mancozeb. Kreutzweiser *et al.* [34] reported that Imidacloprid reduced earthworm growth. Dichlorovos application leads to a reduction in earthworm biomass [35]. According to Capowiez and Berard, [36] and Gomez-Eyles *et al.*, [37] reduction in body weight may reflect the reduction in feeding by the earthworms. They also opined that worms excavate less when exposed to imidacloprid, which means that they feed less and have fewer intestinal contents. Loss in body weight may also be attributed to the reduction of enzyme activities like cellulase activity which compromises the feeding efficiency of exposed organisms and it ultimately results in lower weight gain [38].

3.2 Feeding

The stable aggregate formation of *Lampito mauritii* under the impact of copper is presented in Figure 3, indicates the stable aggregate formation of *Lampito mauritii* under the impact of copper. In control, there is an increase of 30.42% in stable aggregate formation after 30 days was observed after 30 days. But when earthworms were exposed to 10, 20 and 30 ppm of copper after 30 days of culture there was a decrease of about 4.06%, 13.18% and 17.24% in stable aggregate formation on exposure to 10, 20 and 30 ppm respectively, over 0 ppm of copper. Two Way ANOVA showed that significant impact of copper in energy content of stable aggregate formation by the earthworm at .001 and .05 levels of significance with respect to duration ($F_{\text{cal}}=334.7$, $n_1=3$ $n_2=9$) and dose ($F_{\text{cal}}=168.6$, $n_1=3$ $n_2=9$) (Table 2).

The feeding habit of earthworms results in the physical aggregation of the soil. Earthworm activity creates structures, casts and galleries which that modify the circulation and accumulation of water [39]. In the present study, significant reduction in stable aggregate formation which is directly proportional to feeding on the application of different doses of copper through fungicide is studied. Gunston *et al.* [40] also reported a negative impact of pesticides on earthworms feeding and cast production. Weight loss and reduction in feeding on exposure to toxicants in soil has have been reported by various workers/researchers [41], [42], [43].

Formatted: Indent: First line: 0.5"

Comment [SR8]: Mites are insects whereas earthworms are not so this is not relevant.

The degree of stability of casts depends on the food and ~~behaviour~~behavior of the worms [44]. Arthur, [45] noticed that the bacterial population in the earthworm gut was about 1000 times more than the surrounding soil. The production of polysaccharides like levan and dextran by many bacteria binds quartz and clay particles. Soil particles are cemented by calcium humate produced by the interaction of ingested organic matter and calcite excreted by calciferous glands of earthworms hypothesized by Meyer [46]. A significant reduction in earthworm cast ~~of on~~ground surface on the application of fungicides like carbendazim, benomyl, etc was observed by Keogh and Whitehead [47]. Reduction in surface casting, an abundance of earthworms, biomass and litter accumulation when benomyl and related fungicides were sprayed [48]. Reduction in cast production was also reported in *L. terrestris* and *Aporrectodea caliginosa* on exposure to Imidacloprid and Chlorpyrifos, respectively [49], [50]. Larink and Sommer [51] also found that feeding behaviour was reduced by imidacloprid and cyfluthrin.

Burrows and Edward [52] correlate the reduction in feeding as a natural strategy for survival ~~i.e. i.e.~~, reducing food intake to avoid ~~the~~ toxins. Such a strategy was reported to be commonly used in earthworms to avoid poisoning with heavy metals [51] but also organic chemicals such as pesticides [53], [54].

3.3 Respiration

The rate of respiratory of *Lampito mauritii* under the impact of copper is shown in Figure 4. indicates the rate of respiratory of *Lampito mauritii* under the impact of copper. It was found ~~noticed~~ that the rate of respiration was ~~seen to be~~ increased with duration and treatment. ~~i.e. i.e.~~ after 10 days of exposure the rate of respiration was found to be 3.93, 7.04, 7.04, and 8.11 mg of ~~CO₂ evolved~~ evolved/g of live tissue, hr⁻¹ kg⁻¹ at 0, 10, 20, 30 ppm of copper, respectively. At 20 days 15.98%, 28.99%, and 51.49% increase in respiration was observed in 10, 20, and 30 ppm exposure of copper respectively ~~over 0 ppm~~. After a month there is an increase of about 13.40%, 45.49%, and 65.78% was observed under 10, 20 and 30 ppm of exposure ~~of to~~ copper. ANOVA showed a significant impact of copper on the respiratory metabolism of earthworms at 0.001 level of significance ~~with respect~~ to duration ($F_{cal}= 296.01$, $n_1=3$ $n_2= 9$) and dose ($F_{cal}= 135.34$, $n_1=3$ $n_2= 9$) (Table 3).

Formatted: Superscript

Energy loss of an organism is represented by respiratory metabolism. Most of the organism's energy is utilized in respiration. Soil respiration is being used for the estimation of biological activity [55]. Earthworms on exposure to carbaryl and endosulfan showed an increased value of CO₂ evolution. Temperature stress results in an increase in ~~the~~ oxygen consumption reported by Senapati and Dash [56]. Bolton [57] measured the respiration of earthworm species *Dendrobaena rubida* and *Lumbricus castaneus* at 10°C and reported values between 75 and 100 $\mu\text{l CO}_2 \text{ h}^{-1} \text{ g}^{-1}$. In the present study enhancement in the respiratory metabolism when exposed to different concentration of copper fungicide has been observed which results in the loss of more energy utilized by the earthworms. Similar results were also observed by Panda and Patnaik [10] where exposure of ~~earthworms~~ earthworms, *Perionyx excavates* to cartap hydrochloride ~~resulted in increase in~~ increased respiration. It is suggested that exposure to toxicants like heavy metals or other pesticides impedes food consumption, while at the same time, energy was required to eliminate the toxicant [58], [59]. The increase in respiratory metabolism might be attributed ~~to~~ to higher muscular activities [60], [61] and energy utilization to overcome oxidative impairment [62]. According to Maboeta et al. [63] energy budget model describes

the underlying physiological processes as the catabolisation of tissue under stress conditions, with rates of weight loss accompanied by the increase in maintenance rates.

3.4 Excretion

In Figure 5 represents the impact of copper on the ammonia excretion of *Lampitoma mauritii* (Kinberg) was demonstrated. In control ammonia excretion was gradually increased whereas in 10, 20 and 30 ppm of exposure of to copper, excretion was seen to be decreased upto up to 13.33%, 26.66%, 46.66% respectively. After a month excretion was decreased drastically i.e 53.60%, 88.14% and 97.42% in 10, 20 and 30 ppm exposure of copper respectively. ANOVA test shows a significant impact of copper on ammonia excretion at 0.001 level of significance in laboratory culture with respect to duration ($F_{cal} = 174.7$, $n_1 = 3$ $n_2 = 9$) and dose ($F_{cal} = 275.24$, $n_1 = 3$ $n_2 = 9$) (Table 4).

Mucous protein and nitrogenous metabolic by-products like ammonia, urea and free amino acids are the main nitrogenous compounds excreted by earthworms [64]. In the present study, the alteration in ammonia excretion of earthworms was found on exposure to a sub-lethal dose of copper fungicide. The rate of excretion of earthworm *Lampitoma mauritii* increases day day-wise and decreases with an increase in copper concentration of copper.

On exposure to sublethal dose of copper, the organism remain remains in the ecosystem but it fails to contribute its positive role towards the system as a result of the toxicity of copper. Decrease A decrease in excretion by of earthworms has been reported on the application of a sublethal dose of malathion by Senapati *et al*, [65]. Reduction in ammonia excretion on exposure to copper fungicide has been reported by Patnaik and Senapati, [66].

The maximum channelization of the energy towards the respiratory metabolism may be one of the major reasons for the decrease in the excretion of earthworms under stress conditions.

4. CONCLUSION

Copper fungicide which is one of the most frequently used fungicide by the farmers does have a detrimental effect on the non-target organisms like earthworms. At sub-sub-lethal doses although the earthworms are not eliminated from the system, but there their positive contributions like growth, aggregate formation, and nitrogen contribution towards soil in form of ammonia are drastically decreased. At the same time, most of the energy is channelized towards the maintenance of the body on exposure to copper in the present study. On exposure to the sub-sub-lethal dosedose, it remains in the system utilisingutilizing the resources but does not contribute positively towards the system. SoSo there should be a study of the effect of sublethal doses of pesticides and alternate biopesticides should be chosen for use in the croplands for reduction of yield loss due to pest. The sublethal effects like effects on the parameters like growth, feeding, respiration and excretion can also be used as indicators for the presence of toxic substances. Further research work should include effective biopesticides for the protection of crops against pests which that will not be detrimental for to the soil fauna.

Comment [SR9]: rephrase

Table 1. Two way ANOVA for growth of *Lampitoma* earthworm under the impact of copper with respect to treatment and duration.

Source of Variation	Sum of squares	df	MS	F-cal	P-value	F tab	Significance
Between duration	1.38	3	0.46	9.34	0.01	7.0	Significant
Between Treatment	23.95	3	7.98	162.24	0.001	13.9	Significant
Interaction	15.22	9	1.79	34.37	0.05	1.95	Significant
Within	7.08	144	0.05				
Total	47.63	159					

Table 2: Two Way ANOVA for energy content of stable aggregate formed by earthworm *Lampitoma* under the impact of copper with respect to treatment and duration

Source of Variation	Sum of Square	df	MS	F-cal	P-value	F tab	Significance
Between Duration	0.295985	2	0.147993	334.7241	0.001	27.0	Significant
Between treatment	0.2237	3	0.074567	168.6523	0.001	23.7	Significant
Interaction	0.062995	6	0.010499	23.74646	0.5	2.18	Significant
Within	0.04775	108	0.000442				
Total	0.630431	119					

Table 3: Two way ANOVA for respiration of *Lampitoma auriti* earthworm under the impact of copper in laboratory culture.

Source Variation	of	Sum Square	df	MS	F cal	P-value	F tab	Significance
Between duration		875.59	2	437.80	296.01	0.001	27.0	Significant
Between treatment		406.02	3	135.34	91.51	0.001	23.7	Significant
Interaction		58.91	6	9.82	6.64	0.05	2.18	Significant
Within		159.73	108	1.48				
Total		1500.26	119					

Table 4. Two way ANOVA for Ammonia excretion of *Lampitoma auriti* earthworm under the impact of copper with respect to treatment and duration.

Source Variation	of	Sum of square	df	MS	F tab	P-value	F cal	significance
Between duration		0.10	2	0.05	174.70	0.001	27.0	Significant
Between treatment		0.24	3	0.08	275.24	0.001	23.7	significant
Interaction		0.11	6	0.02	65.35	0.05	2.18	significant
Within		0.03	108	0.01				
Total		0.48	119					

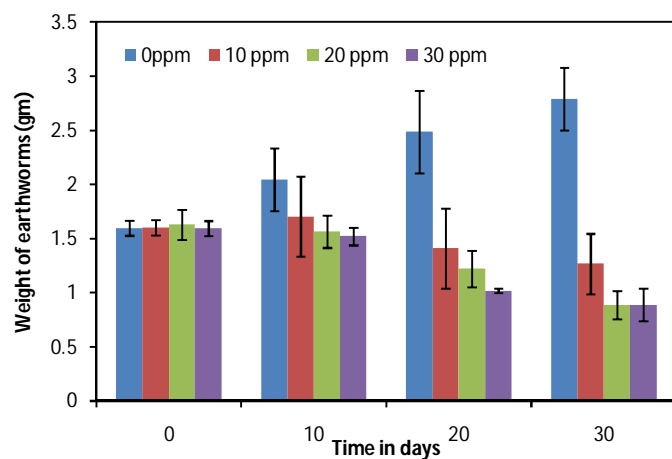


Figure 2: Change in weight of *Lampitomaoritii* (Kinberg) on exposure to copper.

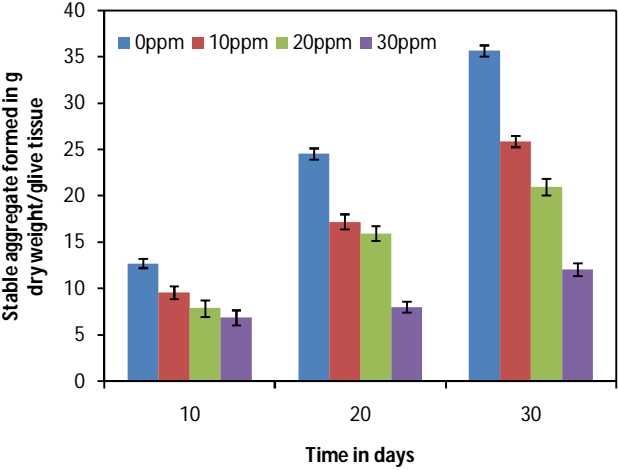


Figure3. Change in weight of stable aggregate formed by *Lampitomaoritii* (Kinberg) on exposure to copperoxychloride.

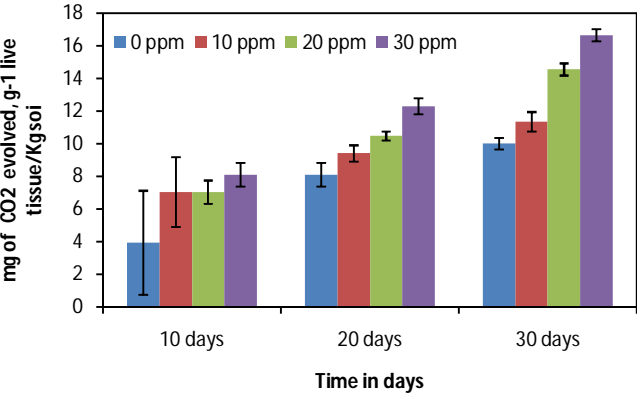


Figure4. Respiratory rate of *Lampitomaauritii* under the impact of copper in laboratory culture.

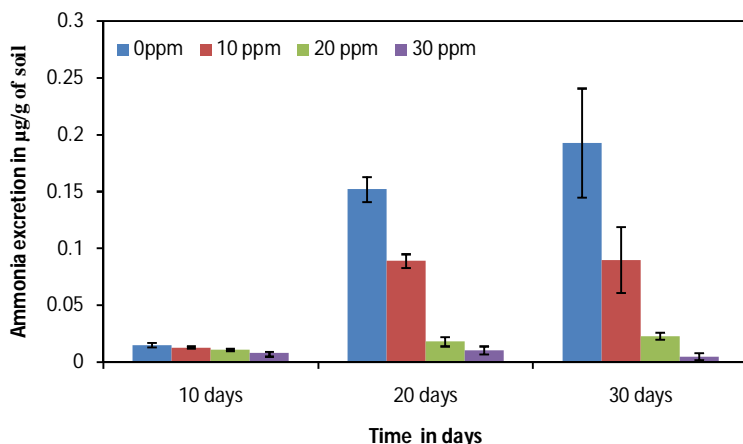


Figure 5 Ammonia excretion of *Lampitomaauritii* (Kinberg) under the impact of copper

5. REFERENCES

- [1] Morgan JE, Morgan AJ. Earthworms as biological monitors of cadmium, copper, lead and zinc in metalliferous soils. *Environmental Pollution*.1988;54(2): 123–38.
- [2] Singleton DR, Hendrix BF, Coleman DC,Whitemann WB. Identification of uncultured bacteria tightly associated with the intestine of the earthworms *Lumbricusrubellus*. *Soil Bio.Biochem*.2003;35: 1547–1555.
- [3] Edwards CA, Fletcher KE. Interaction between earthworms and microorganisms in organic matter breakdown. *Agric.Ecosyst. Environ.*,1988;20: 235–249.
- [4] Schonholzer F, Hahn D, Zeyer J. (1999). Origins and fate of fungi and bacteria in the gut of *Lumbricusterrestris* studied by imageanalysis. *FEMS Microbiol. Ecol*.1999;28: 235–248.
- [5] Dash MC. *Charle's Darwin's plough Tools for Vermitechnology*.I.K, International Publishing House.Ltd. 2012.
- [6] Culy MD, Berry EC. Toxicity of soil applied granular insecticides to earthworm populations in cornfields. *Down to Earth*.1995; 50: 20- 25.

Comment [SR10]: Please follow the Reviewer comment

I found the references sufficient, but not recent. 9/56 references are from the last 10 years, so less than 20% of the references are recent. I would suggest changing this for at least 50% recent references.

- [7] Booth LH, O'Halloran KA. Comparison of biomarker responses in the earthworm *Aporrectodeacaliginosa* to the organophosphorus insecticides diazinon and chlorpyrifos. *Environmental toxicology and chemistry*.2001;20(11): 2494-502.
- [8] Abdul Rida AM, Bouche MB. Earthworm toxicology: from acute to chronic tests. *Soil Biology and Biochemistry*.1997; 29: 699-703.
- [9] Kula H,Larink O. Development and standardization of test methods for the prediction of sublethal effects of chemicals on earthworms. *Soil Biology and Biochemistry*. 1997;29(3-4): 635-639.
- [10] Panda M, Patnaik A.A study on ecotoxicity of cartap hydrochloride on "*Perionyx excavatus*".*Eco. Env. & Cons*. 2021;27 (1): 274-281.
- [11] Wang Y., Cang T., Zhao X., Yu R., Chen L., Wu, C., Wang,Q.Comparativeacute toxicity of twenty four insecticides to earthworm, *Eisenia fetida*. *Ecotoxicology and Environmental Safety*, 2012;79: 122–128.
- [12] De Silva PM., Pathiratne A., Cornelis, A.M. van Gestel. Toxicity of chlorpyrifos, carbofuran, mancozeb and their formulations to the tropical earthworm *Perionyx excavatus*.*Applied Soil Ecology*, 2010;44: 56-60.
- [13] Patnaik A., Behera MK. Sublethal Impact of Nickel on Survival and Soil Metabolism of an AnecicEarthworm.*International Journal of Scientific Research*. 2013; 2(12): 106-109.
- [14] Kale RD. Earthworms and soil. *Proceedings of National Academy Science India*, 67(B): 1997;13-24.
- [15] Dash MC, Senapati BK. 1980. Cocoon morphology, hatching and emergence pattern in tropical earthworms. *Pedobiologia*.1980;20 : 316-324.
- [16] O.E.C.D. (Organization for economic Co-operation and Development) Earthworm, Acute toxicity text. *OECD Guidelines for testing of chemicals* 1984;(207):194.
- [17] Swaby RJ. The influence of earthworms on soil aggregation. *Journal of Soil Sci*.1950;1: 195-197.
- [18] Lavelle P. The soil system in humid tropics. *Bio. Int*. 1984;9: 2-17.
- [19] Walkley A, Black IA. (1934). An examination of Degtareef method for determination of organic carbon in soil: Effect of variations in digestion condition and of inorganic soil constituents. *Soil Sci*.1934;63: 251-263.

- [20] Remmert H. Ecology A Text Book :Springer – Verlag, Berlin pp. 289, 1980.
- [21] Witkamp M. Rates of CO₂ evolution from forest floor. Ecology.1996;7 : 492-494.
- [22] Kaplan A. The determination of urea, ammonia and urease. In: Methods of Biochemical Analysis.Ed Glick D. John Wiley and Sons New York, 311-321,1969.
- [23] Gupta SP. Statistical methods (14th eds). Sultan Chand and Sons. New Delhi, 1980.
- [24] Thompson AR. Effects of nine insecticides on numbers and biomass of earthworm in pasture. Bull. of Env. Cont. and Toxicology.1970;5: 577-586.
- [25] Khan I, Ayesha S,Sharique A. Biomass and behavioral responses of earthworm, *Lumbricusterrestris* to copper chloride. Iranian Journal of Toxicology,2007;1(2): 2-2.
- [26] Helling B, ReineckeSA,Reinecke AJ. 2000. Effects of the fungicide copper oxychloride on the growth and reproduction of *Eisenia fetida* (oligochaeta). Ecotoxicology and Environmental Safety. 2000;46(1): 108-116.
- [27] Bart S, Laurent C, Péry ARR, Mougín C, Pelosi C. Differences in sensitivity between earthworms and enchytraeids exposed to two commercial fungicides. Ecotoxicol. Environ. Saf.2017;140: 177–184.
- [28] Farrukh S, Ali AS. Effects of Dichlorovos Organophosphate on Growth, Reproduction, and Avoidance Behavior of Earthworm *Eisenia foetida*. Iranian Journal of Toxicology,2011;5(14): 495-501.
- [29] Ahmed ST.The impact of four pesticides on the earthworm *Lumbricusterrestris* (Annelida; Oligochaeta). Int. J. Cur. Res. Rev.2013;5(21): 1-5.
- [30] Travlos IS, Gkotsi T, Roussis I, Kontopoulou CK, IoannaKakaboukl K,Bilalis DJ. Effects of the herbicides benfluralin, metribuzin and propyzamide on the survival and weight of earthworms (*Octodriluscomplanatus*). Plant Soil Environ. 2017;63(3): 117–124.
- [31] Treder K, Jastrzebska M, Kostrzevska MK,Makowski P.Do long-term continuous cropping and pesticides affect earthworm communities?Agronomy,2020;10: 586
- [32] Owojori OJ, Waszak K, Roembke J. Avoidance and reproduction tests with the predatory mite *Hypoaspisaculeifer*: effects of different chemical substances: avoidance and reproduction tests with *Hypoaspisaculeifer*. Environ. Toxicol. Chem. (2014);33:230–237.

[33] Zhang J, Liang W, Wu X, Jiang S, Li Q. Toxic effects of acetochlor on mortality, reproduction and growth of *Caenorhabditis elegans* and *Pristionchus pacificus*. *Bull. Environ. Contam. Toxicol.* 2013;90 :364–368.

[34] Kreuzweiser DP, Good KP, Chartrand DT, Scarr TA, Thompson DG. Are leaves that fall from imidacloprid-treated maple trees toxic to non-target decomposer organisms? *J. Environ. Qual.* 2008;37:639–646.

[35] Khalil AM. Ecotoxicological bioassays of the earthworms *Allolobophora caliginosa* Savigny and *Pheretima hawayana* Rosa treated with arsenate. *On Line Journal of Biological Sciences.* 2013; 13(3) : 99-105.

[36] Capowiez Y, Berard A. Assessment of the effects of imidacloprid on the behavior of two earthworm species (*Aporrectodea nocturna* and *Allolobophora icterica*) using 2D terraria. *Ecotoxicol. Environ. Saf.* 2006;64, 198–206.

[37] Gomez-Eyles JL, Svendsen C, Lister L, Martin H, Hodson ME, Spurgeon DJ. Measuring and modeling mixture toxicity of imidacloprid and thiacloprid on *Caenorhabditis elegans* and *Eisenia fetida*. *Ecotoxicol. Environ. Saf.* 2009;72: 71–79.

[38] Luo Y, Zang Y, Zhong Y, Kong Z. Toxicological study of two novel pesticides on earthworm *Eisenia fetida*. *Chemosphere* 1999;39: 2347–2356.

[39] Tisdall JM, Oades JM. Organic matter and water-stable aggregates in soils. *European Journal of Soil Science.*, 1982;33(2): 141–163.

[40] Gunstone T, Cornelisse T, Klein K., Dubey A, Donley N. Pesticides and Soil Invertebrates: A Hazard Assessment. *Frontiers in Environmental Science*, 2021;9 Article 643847.

[41] Zhou Y., Liua X., Wang J. Ecotoxicological effects of microplastics and cadmium on the earthworm *Eisenia foetida*. *Journal of Hazardous Materials.* 2020; **392**:122273.

[42] Ding W., Li Z., Qi R., Jones D., Liu Q., Liu Qin., Yan C. Effect thresholds for the earthworm *Eisenia fetida*: Toxicity comparison between conventional and biodegradable microplastics. *Science of the Total Environment.* 2021;**781**(8):146884.

[43] Cui W., Gao P., Zhang M., Wang L., Sun H., Liu C. Adverse effects of microplastics on earthworms: A critical review. *Science of The Total Environment.* 2022;**850**(6):158041.

[44] Guild, WJML. Earthworms and soil structure. In *Soil Zoology*. Ed Kevan DK, McButterworths E, London, 1955; 83–98.

- [45] Arthur DR. Form and function in the interpretation of feeding in Lumbricid worms. Viewpoints Bio, 1965;4: 204-251.
- [46] Meyer L. Experimenteller Beitrag zu makrobiologischen Wirkungen auf Humus and Boden Bildung, Arch. PflanzenernahrungDungungBodenkunde, 1943;29:119-140.
- [47] Keogh RG,Whitehead PH. Observations on some effects of pasture spraying with benomyl and carbendazim on earthworm activity and litter removal from pasture. New Zealand Journal of Experimental Agriculture. 1975;3:(1)103-104.
- [48] Wright MA. Effect of benomyl and some other systematic fungicide on earthworms. Ann. Appl.Biol.1977;87: 520-524.
- [49] Dittbrenner N, Triebkorn R, Moser I, Capowiez Y. Physiological and behavioural effects of imidacloprid on two ecologically relevant earthworm species (*Lumbricusterrestris* and *Aporrectodeacaliginosa*). Ecotoxicology.2010;19:1567–1573.
- [50] Capowiez Y, Dittbrenner N, Rault M, Hedde M, Triebkorn R, Mazzia C. Earthworm cast production as a new behavioural biomarker for toxicity testing. Environ. Pollut.2010;158:388–393.
- [51] Larink O, Sommers R. Influence of coated seeds on soil organisms tested with bait lamina June 2002 European Journal of Soil Biology. 2002;38(3-4):287-290
- [52] Burrows LA, Edwards CA. The use of integrated soil microcosms to predict effects of pesticides on soil ecosystems. European Journal of Soil Biology.2002;38 (3-4): 245–249.
- [53] Nunes MET, Espindola ELG. Sensitivity of *Eisenia andrei*(Annelida, Oligochaeta) to a commercial formulation of abamectin in avoidance tests with artificial substrate and natural soil under tropical conditions. Ecotoxicology.2012;21(4): 1063–1071.
- [54] Wang JH, Zhu LS, Liu W, Wang J, Xie H. Biochemical responses of earthworm(*Eisenia foetida*) to the pesticides chlorpyrifos and fenvalerate. Toxicology Mechanisms and Methods.2012; 22(3): 236–241.
- [55] Lundergarh H. Carbon dioxide evolution of soil and crop growth. Soil Sci.1927;23: 417-453.
- [56] Senapati BK, Dash MC. Energetics of earthworms population in tropical pastures from India. Proc. Indian Acad. Sciences (Anim. Sci.).1983;92: 315-322.
- [57] Bolton PJ. The use of an infrared gas analyser for studies on the respiratory metabolism of Lumbricidae. In Methods of study in soil ecology. Ed Phillipson, J. UNESCO, Paris, 1970.;pp. 269-273.

[58] Calow P. Physiological costs of combating chemical toxicants: ecotoxicological implications. *Comparative Biochemistry and Physiology Part C: Toxicology and Pharmacology*.1991;100 (1-2): 3-6.

[59] Johnstone ASA, Hodson ME, Thorbek P, Alvarez T, Sibly RM. An energy budget agent-based model of earthworm populations and its application to study the effects of pesticides. *Ecological Modelling*.2014;280: 5-17.

[60] Blagodatsky S., Smith, P. Soil physics meets soil biology: towards better mechanistic prediction of greenhouse gas emissions from soil. *Soil Biology and Biochemistry*. 2012;47 : 78-92.

[61] Lubbers IM., Van Groenigen KJ., Brussaard L., Van Groenigen, JW. Reduced greenhouse gas mitigation potential of no-tillage soils through earthworm activity. *Scientific Reports*. 2015;5 : 13787.

[62] Marigoudar SR, Ahmed RN, David M. Cypermethrin induced respiratory and behavioural responses of the freshwater teleost, *Labeo rohita* (Hamilton). *Veterinarski arhiv*.2009;79(6): 583-590.

[63] Maboeta MS, Reinecke SA, Reinecke AJ. The relationship between lysosomal biomarker and organismal responses in an acute toxicity test with *Eisenia fetida* (Oligochaeta) exposed to the fungicide copper oxychloride. *Environmental Research*.2004;96: 95-101.

[64] Laverack MS. The physiology of earthworms. New York, USA: *Pergamon Press*, Ltd.1963.

[65] Senapati BK, Biswal J, Pani SC, Sahu SK. Ecotoxicological effects of malathion on earthworms. *Soil Biol. Biochem. (U.K.)*.1992;24(12): 1719-1722.

[66] Patnaik A, Senapati BK. Impact of copper fungicide on the survivability, growth and regeneration of an anecic earthworm. *Ecol. Env. & Cons.*1996;2: 109-113.