

The use of the ash from the burning of sugarcane bagasse is associated with biosolid application for soil fertility

Abstract

The incorporation of agroindustrial wastes in the soil is an alternative practice for an adequate environmental destination, and it is a nutrient source. Purpose: This study evaluated the effects of incorporating biosolids associated with sugarcane ashes and their effect on bean crop production in a protected environment concerning nutritional chemical parameters. Methods: The experimental design was in randomised blocks in a $2 \times 4 + 1$ factorial scheme with four replications. The main factors consisted of two doses of ash (5 and 10 t ha⁻¹) and four doses of biosolid (0, 2.5, 5 and 10 t ha⁻¹) in two phenological stages, vegetative (V4) and reproductive (R7). Results: The results showed that adding both waste in the soil provided a better availability of secondary macronutrients and essential micronutrients for the bean crop but lower primary macronutrients. This way, the applied ash doses change the pH, considering its neutralising properties. Adding 10 t of SBA significantly reduced the pH compared to applying 5 t in the absence of biosolid. The soil organic matter content increased with the SBA application, mainly at the dose of 10 t ha⁻¹ of the waste. Combining BS with the highest SBA dose ash (10 t ha⁻¹) generally resulted in elevated P levels. About K contents, the 10 t SBA dose promoted the most significant increase in the content of this element. Conclusion: Regarding the effect of doses, considering the studied phenological stages (V4 and R7), the results were promising even at lower doses of applied waste. This result indicates a dose dependence to complement the crop's nutritional needs.

Keywords: sewage sludge; soil fertility; waste; ash

1. Introduction

Due to the large generation of waste and the advancement in the debate on environmental issues, several segments have focused on finding alternatives to make their processes more sustainable. They mainly seek to meet environmental agendas and policies and reduce the use of their inputs.

Given the need to encourage these practices, the importance of sustainable development has been increasingly recognised. Therefore, in 2015, the member countries of the United Nations signed a new global policy, the 2030 Agenda for Sustainable Development, to increase global development and boost people's quality of life (United Nations, 2015).

Thus, 17 Sustainable Development Goals (SDGs) were established, among which 12 (consumption and sustainable production) aim to reduce waste generation through prevention, reduction, recycling, and reuse. The

36 objective is to encourage companies, primarily large and transnational, to seek sustainable practices and integrate
37 information about sustainability into their internal agendas (Brazil, 2021).

38 The use of waste has become a frequent and essential practice to reduce the environmental problems
39 linked to the disposal of these materials. In addition, the waste of resources such as biomass and nutrients can be
40 made available by these materials, indeed to the potential for contamination linked to inadequate disposal. This
41 can lead to pollution of water resources through the leaching of these compounds and soil degradation.

42 In particular, the agro-industry sector has advanced in the use of waste, with cellulose, lignin, carbon,
43 silica, silicon, inhibitors, adsorbents, and biofuels being used to provide nutrients, generate energy, and control
44 abiotic stresses.

45 The application of waste in agriculture is a practice that can assist in the physic-chemical properties of
46 soils, as well as being a nutrient source of agricultural crop interest, increasing the quality of production and
47 economic viability of the system (Seleiman&Kheir, 2018). Usingwaste such as ash from burning sugarcane
48 bagasse and biosolids (sewage sludge) changes the soil's physical, chemical, and biological properties. It can
49 improve crop productivity, reduce the application of synthetic fertilisers, and be an exciting source of organic
50 matter (OM). Notably, the carbon provided by these compounds plays an essential role in the balance of
51 agricultural ecosystems, stimulating biological activity, nutrient levels, and water efficiency used by plants.

52 Favare et al. (2020) argue that ash from the burning of sugarcane bagasse has provoked interest due to
53 its potential as a fertiliser, conditioner, and possible use in the formulation of substrates. Among its advantages
54 isthe improvement of the soil's physical structure resulting from the organic contribution of the waste, which, in
55 turn, increases the water and nutrient retention capacity, in addition to the supply of the macro and
56 micronutrients, when compared to conventional fertilisers.

57 Kathpalia et al. (2018) reportthat the main nutrients found in ash are the primary macronutrients like
58 phosphorus (P) and potassium (K) and the secondary macronutrients magnesium (Mg) and calcium (Ca).
59 Corroborating with these authors reinforces that theash applicationincreases the availability of phosphorus (P) in
60 the soil(Hale et al.,2020). It was also found that applying ash to the soil increased the P and K content, while the
61 N level was lower than that of the treatment that did not receive ash application(Seleiman&Kheir, 2018).

62 Yamane (2013) analysedthe incorporation of sugarcane bagasse and its effect on the soil. The author
63 hasidentified that this waste is beneficial as aK source, stimulatingincreasedK levels. Furthermore, Yamane
64 (2013) points out that bagasse ash may have excess levels of micronutrients, as in the cases of Fe ($8690 \mu\text{g g}^{-1}$
65 and Mn $192 \mu\text{g g}^{-1}$).

66 According to Osinubi and Eberemu (2013), the incorporation of ash (8% ash) in soils saturated
67 with Fe and aluminium hydroxide influences its mechanics, with an increase in compaction and reduction of
68 hydraulic conductivity.

69 According to Durgude et al. (2018), wheat plants grown in moderately alkaline and low fertility soils
70 (except for K) achieved higher biomass yields when incorporating sugarcane bagasse ash, comparing the
71 treatments with other soil correctives.

72 Many studies have reported the effectiveness of ash combined with other organic waste and other by-
73 products of the sugar and alcohol sector (vinasse, bagasse, straw, filter cake) or rice husk, peat, and biosolid
74 when applied and disposed into the soil. Biosolids can also be used as organic fertilisers and substrate
75 conditioners due to their organic composition (Lopes et al., 2018).

76 The treated and stabilised sewage sludge is now called biosolid and is usually disposed of in sanitary
77 landfills. Depending on its concentration in pathogens and metal content, it is intended for application in soils as
78 a corrective or fertiliser in many crops (Lopes et al., 2018). Agronomic use has been widely researched as one of
79 the most promising applications for several aspects, including incorporating organic matter, nitrogen (N), and P
80 in the soil, improving the best characteristic of the substrate (Paz-Ferreiro et al., 2018).

81 The United Nations Food and Agriculture Organization (FAO) guidelines and the European Directive
82 86/278/EEC establish the maximum acceptable concentration of /ECC) potentially toxic elements in the soil
83 after biosolids application, with maximum annual rates (FAO, 1992; Krzyzanowski et al., 2016). In Brazil,
84 CONAMA resolution 375/2006 is the regulation that “Defines the criteria and procedures for the agricultural use
85 of sewage sludge generated in sanitary sewage treatment plants and their derived products and the measures”
86 (Brasil, 2006).

87 The European directive regulates the maximum limits of heavy metals, cadmium (Cd), nickel (Ni), zinc
88 (Zn), mercury (Hg), and lead (Pb) when for agricultural use; however, some of these values are dependent on the
89 pH due to mobility, resulting in greater bioavailability for crops (Nunes et al., 2019). Sludge recycling is an
90 advantageous alternative, both for the person responsible for generating the biosolid, which has a more
91 sustainable waste destination and for those who will use this material, which is rich in nutrients and organic
92 matter, in and low cost (Abreu et al., 2019).

93 The composition of the biosolids will depend on the effluent type generated and the treatment, but they
94 are generally rich in organic matter, around 50% of the dry matter, hydrocarbons, amino acids, or lipids, with a
95 small presence of lignin or cellulose. Therefore, if applied to the soil, the organic matter of the waste can

96 promote an increase in physical properties by improving the organisation of mineral particles. Thus, the
97 soil structure is better organised with reducing surface runoff and erosion (Paz-Ferreiro et al., 2018).

98 The biosolids used in substrates have the property of reducing the need and application of
99 fertilisers (Uesugi et al., 2019) since its composition has high levels of N, P, and other macro and micronutrients,
100 except for potassium (Abreu et al., 2019). Although ash and biosolids are recommended for application in
101 agricultural soils, aiming at plant nutrition, little is known about their effects on soil chemical properties and
102 their efficiency as an alternative fertiliser to commercial ones applied to the bean crop.

103 Thus, the present study aims to evaluate the isolated and combined effects of the ash application and
104 biosolids on soil properties. The central hypothesis is that these wastes may provide important complementary
105 physical-chemical characteristics about the availability of essential nutrients such as N, P, K and Si.

106

107 **2 Material and methods**

108 ***2.1. Location of the experimental area***

109 The assay was conducted in a greenhouse at the Biosciences Institute – São Paulo State University-
110 Botucatu-SP, Brazil (22°53'42.4", 48°29'36.6" and altitude of 840 m) between May and September 2020.
111 According to the classification of Köppen - Geiger, the local climate is hot temperate, humid Cfa type, with
112 rainy summers and dry winters. The annual average air temperature is 20.3°C, with July being the coldest month
113 of the year (average of 17.1°C) and January the warmest (average of 22°C), and relative humidity varies between
114 20% and 70% (Cunha & Martins, 2009).

115 The environmental control in the experimental period was recorded using a *datalogger model CR-1000*,
116 installed in the greenhouse centre and programmed to do readings every 30 minutes. The average temperature
117 during the trial was 23.13°C, and the relative humidity was 61.74%, adequate for common bean development
118 (Alvares et al., 2013; Cunha & Martins, 2009).

119

120 ***2.2. Experimental development***

121

122 The common bean (*Phaseolus vulgaris* L.) genotype was cultivar IAC Sintonia, medium cycle (88 days),
123 and indeterminate growth. The experimental plots consisted of 21 L polyethylene pots; the experimental design
124 adopted was in randomised blocks (DBC) in a factorial scheme (2 x 4 + 1) with two doses of ash from the
125 burning of sugarcane bagasse (5 and 10 t ha⁻¹), combined with four doses of sewage sludge (dry-biosolid basis,
126 0; 2.5; 5 and 10 t ha⁻¹) and an additional treatment without dose of ash and sludge, only with recommended
127 fertilisation for the crop (NPK – mineral fertiliser) with four replications per treatment.

128 The stipulated doses for each waste were based on the (individual) literature available, aiming to find the
129 best dose response for association (Singh et al., 2008; Kumar et al., 2013; Silva et al., 2022).

130 Treatments defined: T1: 5 t; T2: 5 t SBA+2.5 BS; T3: 5 t SBA + 5 t BS; T4: 5 t SBA +10 BS; T5: 10 t
131 SBA; T6: 10 t SBA +2.5 BS; T7: 10 t (SBA: Sugarcane bagasse ash and BS: Biosolid).

132

133 **2.3. Physical and chemical characteristics of the soil correction**

134

135 Before the experiment began, a soil sample was collected to characterise the soil attributes' chemical and
136 physics.

137 The soil used was characterised as a dystrophic red latosol with a sandy loam texture, with 755 g dm⁻³ sand,
138 210 g dm⁻³ clay, and 34 g dm⁻³ silt (physical attributes) and the following chemical characteristics: pH (CaCl₂)=
139 4.2; M.O.= 4 g dm³; P-resina= 2 mg dm³; Al³⁺= 6 mmolc dm⁻³; H+Al³⁺= 20 mmolc dm⁻³; K= 0.26 mmolc dm⁻³;
140 Ca= 2 mmolc dm⁻³; Mg=1 mmolc dm⁻³; SB= 2 mmolc dm⁻³; CTC= 22 mmolc dm⁻³; V= 10%; S= 18 mg dm⁻³;
141 B= 0,29 mg dm⁻³; Cu= 0.4 mg dm⁻³; Fe= 3 mg dm⁻³; Mn= 2.8 mg dm⁻³; Zn= 0.2 mg dm⁻³, which were
142 determined using the methodologies proposed by Embrapa (2011) e Raij et. al, (2001).

143 Soil correction (liming method) was made based on the soil analysis results to increase the base saturation
144 index, Mg and Ca content. The base saturation (V) ideal for the bean culture should be 70%, and the soil acidity
145 correction was carried out 70 days before planting, keeping the pots always moist and covered to promote a
146 better reaction. The fertilisation of the planting and covering in the conventional treatment followed the
147 recommendation proposed by Bulletin 200 for the state of São Paulo (Aguiar et al., 2014).

148

149 **2.4. Irrigation system**

150 The experiment had a drip irrigation system with a spacing of 0.2 m between the emitters and an
151 average flow of 2 L h⁻¹ connected to distributors with two outlets and fixed by an arrow rod in each vessel, with
152 a pressure of 10 mca operation. Thus, irrigation management was carried out via soil with three tensiometers per
153 treatment, randomly installed in the replications at a depth of 0.15 m.

154 The soil monitoring water tension was performed daily with a digital tensimeter, and the tension values
155 were converted into a volumetric unit based on the equation in the soil water retention curve proposed by Van
156 Genuchten (1980). Management aimed to keep the soil close to the field capacity (6 kPa – 10 kPa). Throughout
157 the cycle, the total volume applied was 23 litres.

158

159 **2.5. Waste characterisation**

160 Sugarcane bagasse ash was collected from the factory Zilor – Energy and Food boiler in Lençóis Paulista
161 (SP). The wastes collected for use in the experiment were subjected to analysis of the composition of the
162 macro/micronutrients and silicon.

163 For chemical characterisation of the elements that constitute the residual ash obtained from the sugarcane
164 biomass incomplete combustion of the boilers, macronutrient and micronutrient analysis was performed with the
165 following chemical characteristics: N = 1.1, P=0.30, K= 13.75, Ca = 12.6, Mg = 7.0, S= 3.3 (g kg⁻¹), Fe =
166 12900, Cu = 40, Zn = 57.5, Mn= 535, B= 41.0, which were determined using the methodology
167 proposed Malavolta (1997) and In order to identify and quantify the elements that constitute the residual ash from
168 the incomplete combustion of the biomass samples, an analysis in energy dispersion X-ray spectroscopy (EDS)
169 was realised.

170 The Biosolid used was collected at the ETE-SABESP sewage treatment plant in Botucatu-SP is treated
171 according to art.3 of the Conama 375/2006 to reduce pathogens, remaining at rest for drying installs for 45 days,
172 with a temperature of 55°C until the material reaches 20% humidity. The following characteristics of the dry base
173 sludge were determined: N = 2.8, P₂O₅ = 3.5, Ca = 1.5, Mg=0.4, S= 0.4, C.O= 26 (%); Na = 1132, B= 145, Cu=
174 185, Fe = 33793, Mn= 259, Zn = 701, (mg Kg⁻¹ to the natural), C/N = 7/1 pH =5.8.

175

176 **2.6. Monitoring soil solution**

177 We used twenty-seven porous capsule extractors to obtain the soil solution, three for each treatment,
178 installed in a depth of 0.15 m of the polyethene pots. The soil solution sampling was performed weekly, always
179 after irrigation, for six weeks, always in the afternoon (3 pm)

180 The vacuum was applied to the extractor using a plastic syringe and valve. The solution samples were
181 stored in plastic containers with identification. We used a pH meter and conductivity meter to measure the pH and
182 electric conductivity (mS cm⁻¹) solutions. At the end of the cycle, these macros and micronutrients of the soil
183 solution samples were analysed, with direct readings in the solution for K, Ca, Mg, Cu, Fe, Mn, and Zn,
184 colourimetry for P, B, and S. Nitrogen analysis was performed by distillation method according to Kjeldahl
185 (1997).

186

187 **2.7. Parameters**

188 The leaf's nutritional content was evaluated after 70 days of the plant germination. Thus, 20 g of leaves
189 from each plant were randomly collected, and thirty-six plants were evaluated, two per treatment. The leaves

190 were stored in paper bags and dried in a forced ventilation oven for 24 hours. After drying, the leaves were
191 ground and analysed according to the methodology for determining the nutritional content (Malavolta, 1997).

192 After 70 days of the incubation of the soil incorporated with wastes (before planting), soil samples were
193 collected (collection 1) and at the end of the experiment - 90 days (collection 2). All collections were performed
194 at a depth of 20 cm to determine pH, OM (organic matter), $H+Al^{+3}$, BS (bases sum), V%, CEC (cation exchange
195 capacity), macronutrients (N, P, K, Ca, Mg and S) and the micronutrients (B, Cu, Fe, Mn, and Zn) silicon
196 according to the methodology proposed by Raij (2000).

197 Soil electrical conductivity (EC) was monitored weekly with a moisture sensor (HH2 Moisture Meter).
198 With one evaluation per week in all treatments (180 pots). Of the determinations of silicon content in the soil,
199 two composite samples were collected for each treatment after the 70 DAP soil waste incubation (before planting)
200 and at the end (90 DAP), according to the methodology of Korndörfer et al. (2004).

201 202 **2.8. Data analysis**

203 The data were initially submitted to normality verification and homoscedasticity of considering the test
204 for normality of Shapiro-Wilk and submitted to variance analysis (ANOVA) and if there was a significant effect
205 submitted multiple comparison tests, using Tukey for comparisons between means and when significant by
206 ANOVA factorial interaction was compared with conventional treatment using Dunnett's test. The Principal
207 Component Analysis (PCA) and Pearson's Correlation test were performed to analyse the variability in
208 behaviour about the doses tested. All analyses were performed considering a 5% significance level.

209 Statistical analyses were performed using Agroestat[®], Minitab 18[®], and R software version 4.1.0 (R
210 Core Team, 2021), and for better understanding of the results graph's elements were prepared using SigmaPlot
211 software, version 14 (Systat Software Inc., 2010)

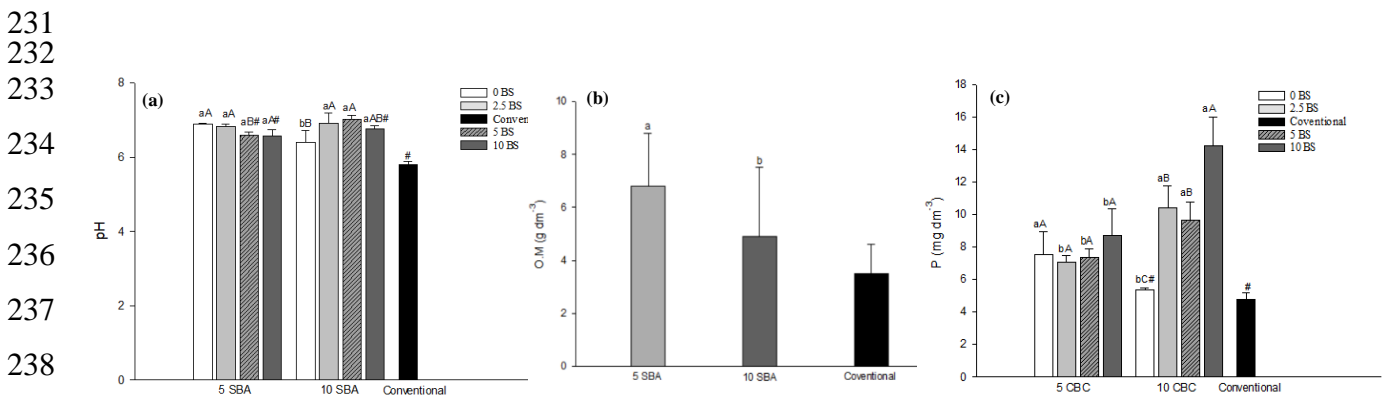
212 213 214 **3. Results and discussion**

215 It verified an interaction of the SBA and BS factors only for soil pH, phosphorus content, potential
216 acidity, and base saturation in the first sample collection. The soil's organic matter and potassium contents were
217 influenced only by the SBA doses at 70 DAP (days after planting). The highest pH values were measured for
218 treatments 6 and 7 when combined, although they did not differ from the highest biosolid dose (Figure 1a). The
219 conventional treatment showed the lowest average but did not differ from treatments 3, 4, and 8. The 10t of SBA
220 application presented a statistically lower pH value than the 5 t dose in treatments where biosolids were not
221 applied.

222 This way, the applied ash doses change the pH, considering its neutralising properties. Adding 10 t of SBA
 223 significantly reduced the pH compared to applying 5 t in the absence of biosolid. This shows that the applied ash
 224 dose can influence the soil pH and that the waste there affects the soil acidity, although the mechanism is unclear.

225 The soil organic matter content increased with the SBA application, mainly at the dose of 10 t ha⁻¹ of the
 226 waste (Figure 1b). Although the SBA characterisation does not indicate the presence of organic waste, it is
 227 possible to assume that this material may come from an incomplete burning in the sugarcane production
 228 system. Condensed carbon molecules added to the soil favoured the increase of the OM content.

229 However, considering BS characterisation indicated the carbon presence, it was expected that his
 230 application to the soil could increase the original carbon content, but this effect did not happen.



239 Fig1. (a) Soil pH; (b) organic matter content in the soil as a function of the different doses of ash
 240 from sugarcane bagasse (SBA) and biosolid (BS) at data collection 1; (c) Phosphorus (P) content in
 241 the soil as a function of the different doses of ash from sugarcane bagasse and biosolid at collection
 242 1. The doses of SBA (5, 10) represent t ha⁻¹ of the residue. Means followed by the same lowercase

243 For P levels (Figure 1c) were observed in treatments without the BS addition, the lowest contents were
 244 different between them (1 and 5), even though treatment 5 did not differ from the conventional one. Combining
 245 BS with the highest SBA dose ash (10 t ha⁻¹) generally resulted in elevated P levels compared to the 5 SBA
 246 treatment (Figure 1c). However, the BS doses (2.5, 5, and 10 t) combined with 5 t of SBA did not differ on the P
 247 content measured in the soil that did not receive a biosolid application, although it differs from the conventional
 248 one.

249 Marin and Rusănescu (2023) also found that applying biosolids contributes to an increase in mobile
 250 phosphorus content by 9.6-15.7 ppm compared to treatments that did not receive an application. This increase
 251 occurs due to the application of biosolids and the solubilisation of minerals in the soil containing phosphorus.

252 The combined waste application (70 days before sowing) possibly increased P content in the soil. This
 253 effect was near 610% at the highest dose (10t) and 168.5% in the absence of BS compared to mineral fertiliser.

254 Shan et al. (2021) found a similar effect on the P availability when they applied increasing doses of BS, with an
255 increase of 144% relative to conventional treatment. Boudjabi et al. (2021) also studied the application of
256 increasing biosolid amount reporting increases in P levels.

257 The conventional treatment had lower available P content in the soil (137%) than before treatments. This
258 effect is probably related to liming and fertilisation (NPK) treatment. This demonstrates the possible viability of
259 the waste in correcting and fertilising soil.

260 According to Novais et al. (2007), organic or mineral sources may act as sources or drains of available P,
261 depending on the soil conditions and pH. In the present trial, as observed in Figure 3, the treatment T4 (5 t SBA +
262 10 t BS ha⁻¹) and conventional lodge a positive correlation for N and P in the plant's nutrition. This effect
263 indicates an antagonistic relationship caused by the P excess about the micronutrients B and Zn, which lodge a
264 negative correlation and content below the recommended for the bean crop. This relation was also reported by
265 Zeffa et al. (2021) in a study about the genetic variability of different bean cultivars. The authors found a
266 negative correlation in P, Zn, and Fe grains. The Zn deficiency is a limiting factor for production, especially in
267 legumes, due to its nutritional value (Jalal et al., 2021).

268 The availability of phosphorus can also be influenced by the availability of organic matter, which
269 minimises its fixation, and the content of elements such as Ca, Al, and Fe that can precipitate it. (Souza Filho et
270 al., 2023).

271

272

273

274

275

276

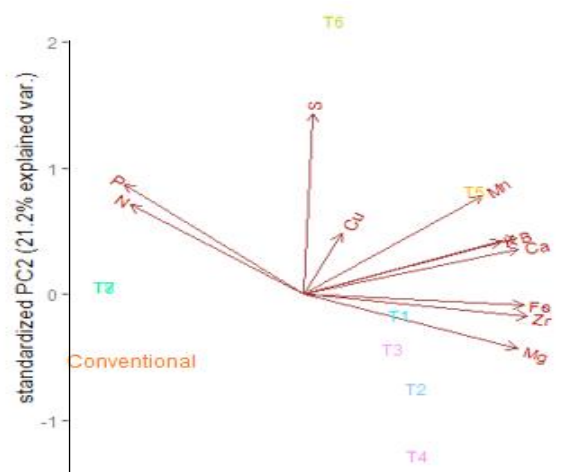
277

278

279

280

281



282
283
284
285
286
287
288
289
290
291
292
293
294
295
296
297
298
299
300
301
302
303
304
305
306
307
308
309
310
311
312
313

Fig 2. Biplot displaying eigenvectors and scores for principal

Gupta et al. (2014) also identified a P sorption increase caused by the high levels effect of free Fe oxides. The authors also identified a reduction in P adsorption when 10 t ha⁻¹ of ash was applied in rice and wheat fields. The high content of Fe and Al in the soil affects the availability of P, especially from mineral sources.

About K contents, the 10 t SBA dose promoted the most significant increase in the content of this element, differing from the 5 t SBA dose and the conventional treatment, indicating that this waste (SBA) can replace commercial sources of K (Figure 3). In rapeseed cultivation feijãoguandu, the k contentsincreased more than twice from the highest dose to the control treatment (Rubio et al., 2023).

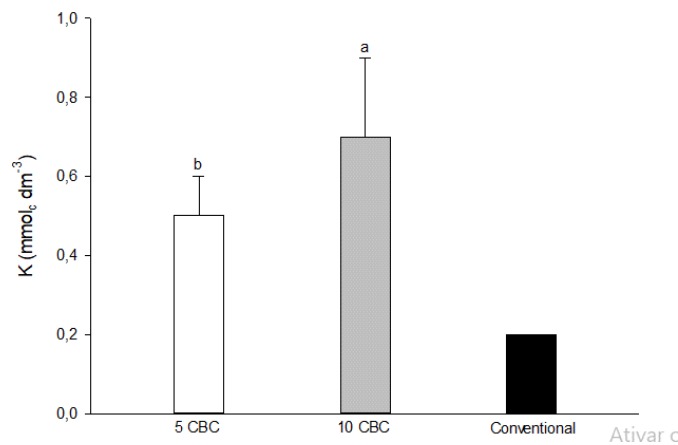


Fig 3. The Potassium (K) content in the soil as a function of the different doses of ash from sugarcane bagasse and biosolid at collection 1. Means followed by the same letter do not differ with 5% significance by Tukey's test.

The contents increase in the ion content at the end of the cycle (38.98%). It was also noted that in this treatment (conventional), there was a negative correlation for P, K, and N in the soil solution, which suggests that these nutrients managed to be better used by the plant bean.

314
 315
 316
 317
 318
 319
 320
 321
 322
 323
 324
 325
 326
 327
 328
 329
 330
 331
 332
 333
 334
 335
 336
 337
 338
 339
 340
 341
 342
 343
 344
 345

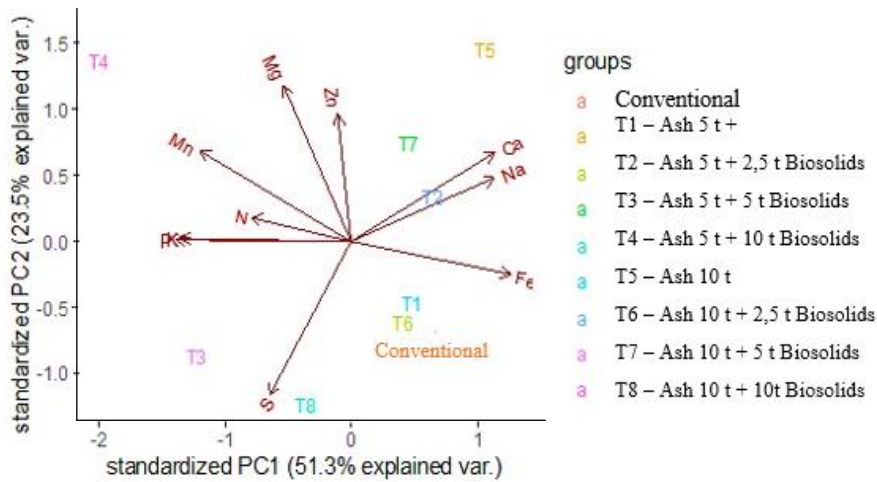
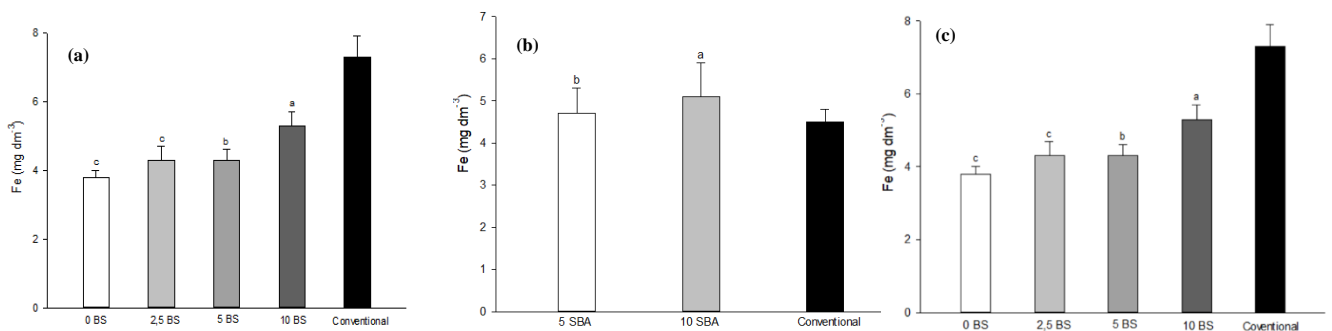


Fig 4. Biplot displaying eigenvectors and scores for principal components 1 and principal components 2 of nutrients in the soil solution.

It was observed isolate effect of the waste for Fe, with more influence in treatments with BS when compared to SBA (Figure 5a-c), and a similar behaviour was observed about the Zn and Mn content. This effect denotes that the biosolid has a higher Fe, Zn and Mn content than the ash composition. There was an increase of 90% in the Fe content for the highest dose of BS and 96% for the highest amount of SBA, although the conventional one obtained a more significant increase in content in soil at the end of the crop cycle (146%). These values seem to indicate that the plants of the conventional treatment absorbed lower amounts of Fe, which can be seen in the negative correlation between the Fe content and the conventional treatment, while there was a positive relationship between the treatments 5, 6, 7 for this element in the plant (Figure 2).



346
347
348
349
350
351
352
353
354
355
356
357
358
359
360
361
362
363
364
365
366
367
368
369
370
371
372
373
374
375
376

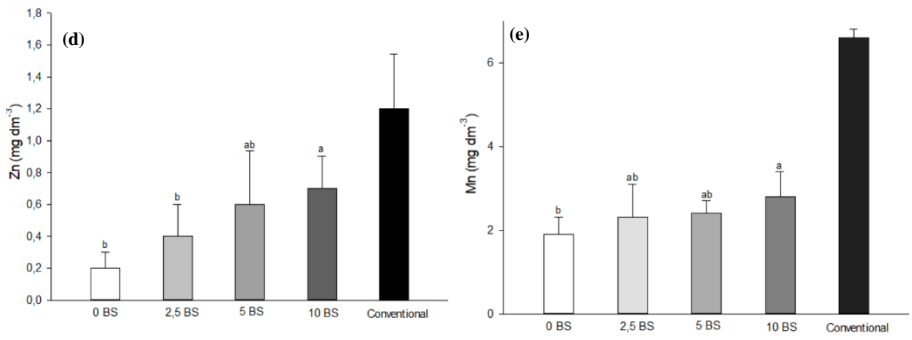


Fig 5. The Fe content in the soil as a function of the different doses of ash from sugarcane bagasse and biosolid at (a) collection 1; (b) collection 1;(c) and collection 2; (d) Contents of

According to the present results, there was a positive correlation between the waste application and the availability of Fe levels for absorption by bean plants. In contrast to these results in the soil solution, the conventional treatment showed a positive correlation with Fe and had a negative correlation with the main micronutrients, both in the solution and in the nutrients absorbed by the plant(Figures2 and 4), which is possibly related to the values verified for soil electric conductivity in the vegetative stage (2.01 mS cm⁻¹), solution conductivity (1.20), and pH of the solution (7.5) that may have in general affected the absorption of micronutrients by the plants (Table 1).

The Fe availability decreases as the pH increases(Malavolta, 1997), and the condition observed in the soil solution in the conventional treatment showed a neutral to basic pH from 42 DAP onwards (Table 1). Possibly, the plants from the treatments with an association of the waste (mainly treatments 1 and 3) had a positive correlation with Fe in the plant leavesdueto the greater availability promoted by both sources, but also by the pH range recorded in the soil solution (6.5 and 6.2) – (Table 1), that favoured the availability. According to Conama n° 375/2006, pH between 4, 0 and 6.0 favours the most significant Fe availability.

The authors Dechen& Nachtigal(2006) report adequate levels of O.M.to provide a better use of Fe by plants due to its acidifying and reducing characteristics and ability to form chelates in adverse pH conditions. As already reported, both absorption and transport of Fe will also depend on P concentration, Ca content, and pH. For the plant bean plants in the present trial, conventional treatment one had the highest Ca content in the soil and a negative correlation for the plants' uptake at the end of the cycle. Fe is considered one of the more essential micronutrients for bean crops, and its availability is reduced mainly in calcareous soils (Souri et al., 2018).

Treatment	Days after planting												mean	
	35		42		49		56		3		0			
	pH	EC	pH	EC	pH	EC	pH	EC	pH	EC	pH	EC	mS cm ⁻¹	pH
T1	6,1	3,14	7,4	0,37	6,7	2,67	6,3	0,53	7,1	1,73	6,5	1,52	1,66	6,7
T2	6,1	1,26	7,4	0,42	7,3	1,09	7,7	1,14	7,5	1,16	7,5	1,10	1,03	7,3
T3	5,2	1,77	6,8	0,55	7,3	0,53	8,0	2,76	7,7	1,65	6,2	2,21	1,58	6,8
T4	5,0	0,96	6,7	0,55	7,2	0,90	7,7	0,95	8,5	1,02	6,9	2,74	1,19	6,2
T5	7,0	0,27	6,3	2,11	7,7	0,37	6,7	1,55	7,0	0,37	7,5	0,65	0,89	7,0
T6	7,3	1,58	8,2	1,88	7,1	1,73	7,0	1,73	7,8	1,78	7,4	1,76	1,74	7,5
T7	6,7	0,48	7,3	0,82	7,8	0,70	7,6	0,41	7,2	0,43	8,0	1,49	1,92	7,4
T8	6,5	0,62	7,0	1,30	7,8	1,01	7,4	0,37	8,7	1,19	6,8	0,46	0,82	7,4
Conventional	6,7	1,26	8,2	1,15	7,5	5,47	8,0	1,23	7,4	1,15	7,5	0,70	1,82	7,5

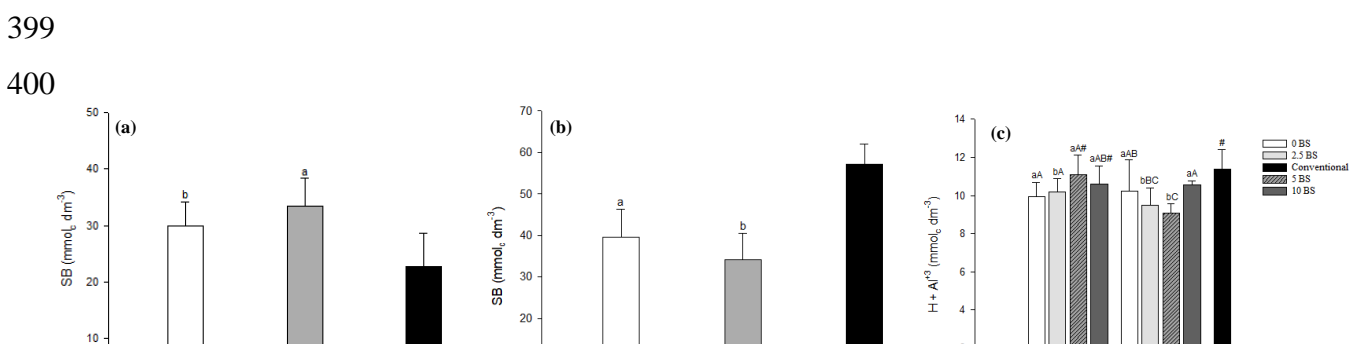
377 Table1. – pH and conductivity electric of the solution in the function of tested the doses

378 T₁ : 5t ash, T₂ : 5t ash+ 2,5 de biosolid, T₃ : 5t ash+ 5 de biosolid, T₄ : 5t ash+10 de biosolid, T₅ : 10t ash, T₆ : 10t
379 ash+ 2,5biosolid, T₇ : 10t ash+ 5biosolid, T₈ : 10t ash+10t biosolid, T₉ : conventional
380

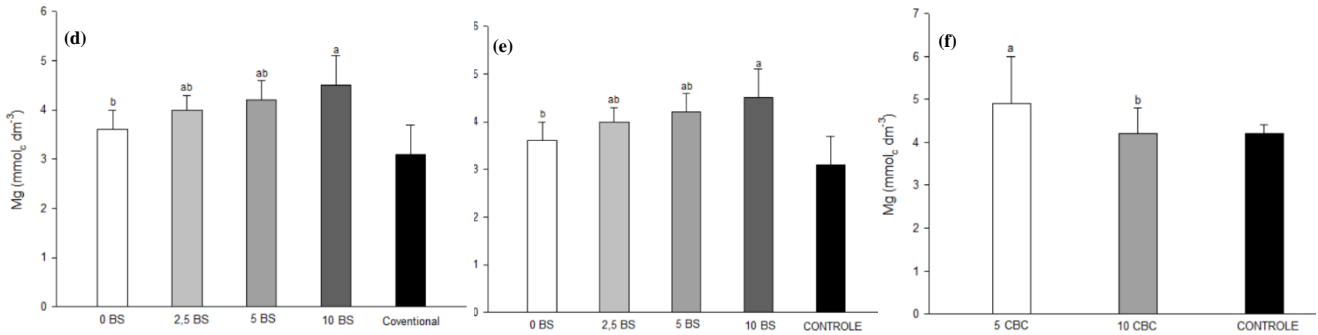
381 All associations' base saturation values (V%) reached levels above the recommended for the beans crop
382 (around 70%). As an exception, the conventional treatment reached a value of 6.43% less (Figure 6a-b). The base
383 saturation developed from low to high since the initial analysis because of liming and the application of ash
384 doses associated with the biosolid. Although both wastes may have contributed to the increase in V%, SBA
385 seems to have been predominant since the treatments with the addition of BS doses associated with ash did not
386 statistically change the V% values. The ash represents a rapid nutrient source availability for plants, as the
387 burning of organic material releases nutrients from organic structures, which reduces the need for
388 mineralisation by soil microorganisms.

389 The potential acidity (H+Al) had a decreasing behaviour about biosolids doses in almost all
390 associations, except in treatments with equal proportions of waste and the conventional one. A reduction of
391 64.6% was observed about the lowest mean found (7.08) and 43.15% for the conventional treatment compared to
392 the before-treatment soil. Kitamura (2020) found a similar behaviour to this decreasing relationship, with
393 reductions in percentage for potential acidity in the ranges 27, 61, 55, and 92% of biosolid (6.25, 100, 250, and
394 500 Mg ha⁻¹) and lower than the conventional one (Figure 6c).

395 Nonetheless, the plants of the treatments with higher doses differed from these results, which may be
396 associated with a more significant ammoniacal N release available by the BS. The hypothesis can be partially
397 confirmed, considering that, during the soil solution monitoring, within the same dose (10 t) of ash, the pH
398 varied between 6.6 and 8, with higher pH for the treatments with high ash (treatment 6 and 8).



401
402
403
404
405
406



413
414
415

Fig6. The base saturation (V%) - collection 1 (a) and collection 2 (b); (c) Potential acidity (H+Al); Magnesium content (d) collection 1; (e)collection 2; (f) collection 2 in the soil as a function of the different doses of ash from sugarcane bagasse and biosolid. Means followed by the same letter do not differ with 5% significance by Tukey's test.

416
417
418
419
420
421

About the ionic status, there was an increase in the content of K with an isolated effect for ash, reaching values 393.3% higher than the content found for the conventional treatment. This result is evidence of the waste capacity to supply the K content to the plants equitably to the mineral fertiliser. This characteristic is because K is the macronutrient in greater quantity in this waste, readily available to the plant. For the Mg content (Figure 7d-f), the two wastes increased the element in the soil compared to the conventional treatment. The absence of magnesium application in the conventional treatment, with application only NPK, indicates that waste can be nutritionally more complete alternative sources than conventional mineral fertilisers.

422
423

The improvement of silicon availability can be seen as a positive factor of the application of ash in the aspect of the structure of the plants and possible resistance to adverse environmental factors.

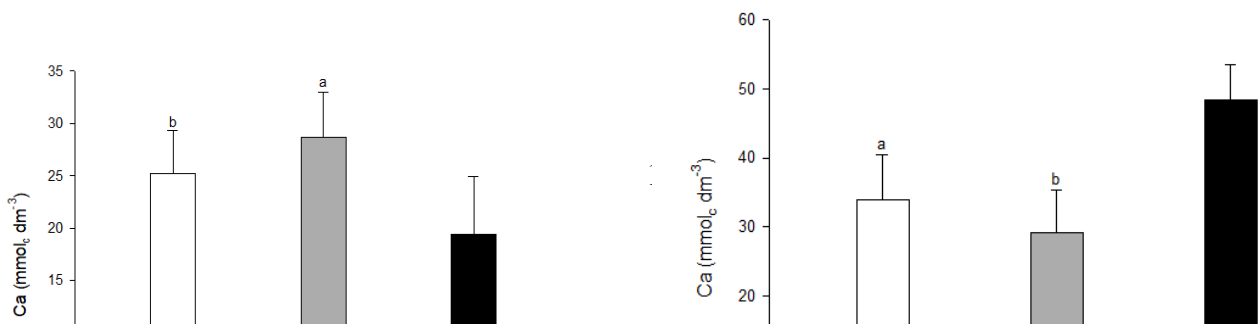
424
425
426

Silicon is considered a non-essential element but plays an active role in the development of plants, promoting the growth of many species, particularly among grasses, providing an increase in biomass (height of the plant, root weight and surface area, leaf area) by up to 70-85% (Wei,2021).

427
428
429

The SBA doses influenced the Ca levels in the two collections (Figure 7a and b). In the first collection, the highest content of this nutrient was at dose 10 SBA. However, in the second collection, the highest content recorded was at dose 5 SBA. (Figure 7).

430
431
432



433
434
435
436
437
438
439
440
441
442
443
444
445
446
447
448
449
450
451
452
453
454
455
456
457
458
459
460
461
462
463
464
465
466
467
468

Fig 7. The calcio (Ca) content in the soil as a function of the different doses of ash from sugarcane bagasse and biosolid at collections 1 and 2. Means followed by the same letter do not differ with 5% significance by Tukey's test.

Chen et al. (2022) found that Ca^{2+} levels increased significantly inorganic fertiliser. According to Rubio et al. (2023), using ash bagasse increases the content of Ca, with results for the higher dose – 39,5 Mg ha⁻¹.

4. Conclusion

The waste application influenced the K availability, notably for the highest ash doses. This effect was also recorded for N, P, Ca and Mg following the mineralisation process. Concerning micronutrients, the waste favoured the availability of Fe following the applied dose criterion.

The tested doses also interfered with the soil's chemical properties, signalling an effect on the V% and availability of micronutrients. Nutrient availability is influenced by soil pH ranges, observing that the different doses of ash influence the pH of the soil.

Preliminary results show strong evidence that soil behaviour can be influenced by combinations of doses of residues applied to the soil. The results can be used to develop new studies since information on the combination of both residues is not found in the literature.

Acknowledgements

The authors would like to acknowledge the financial support of the National Council for Scientific and Technological Development (CNPQ), the collaboration of the Agro forest Biomass and Bioenergy Laboratory (LABB), part of the Bioenergy Research Institute (IPBEN – UNESP) and the Botucatu Biosciences Institute.

Conflict of Interest:

The authors declare that they have no conflict of interest.

References

469
470 ABREU, A.H.M de; ALONSO, J.M; MELO, L.A de; LELES, P.S. S. Dos; SANTOS, G. R dos. Characterization
471 of biosolids and potential use in the production of seedlings of *Schinusterebinthifolia*Raddi. **Engenharia**
472 **Sanitaria e Ambiental**, v. 24, n. 3, p. 591-599, maio 2019.<http://dx.doi.org/10.1590/s1413-41522019108265>
473
474 ALVARES, C.A., STAPE, J.L., SENTELHAS, P.C., GONÇALVES, J.L.M.; SPAROVEK, G. Köppen's climate
475 classification map for Brazil. *MeteorologischeZeitschrift*, 22, p. 711-728, 2013

476
477 BENBI, D. K.; THIND, H. S.; SHARMA, S; BRAR, K; TOOR, A. S.. Bagasse Ash Application Stimulates
478 Agricultural Soil C Sequestration Without Inhibiting Soil Enzyme Activity. **Communications In Soil Science**
479 **And Plant Analysis**, [S.L.], v. 48, n. 15, p. 1822-1833, 22 ago.
2017.<https://doi.org/10.1080/00103624.2017.1395455>

480
481 BOUDJABI, S.; CHENCHOUNI, H. On the sustainability of land applications of sewage sludge: how to apply
482 the sewage biosolid in order to improve soil fertility and increase crop yield?. **Chemosphere**, v. 282, p. 131-122,
483 nov. 2021. [Http://dx.doi.org/10.1016/j.chemosphere.2021.13112](http://dx.doi.org/10.1016/j.chemosphere.2021.13112)

484
485 Brazil. Conama Resolution N°375, August 29, 2006. Defines criteria and procedures for the agricultural use of
sewage sludge. Brasília, DF: Presidency of the Republic, 2006.

486
487 Brazil. Conama Resolution N°375, August 29, 2006. Defines criteria and procedures for the agricultural use of
488 sewage sludge. Brasília, DF: Presidency of the Republic, 2006.
489 Brazilian Society of Soil Science, 2006. Cap. 13. P. 327-354.

490
491 CHEN, M; WANG, X.; DING, X.; LIU, L.; WU, L.; ZHANG, S. Effects of organic fertilisation on phosphorus
492 availability and crop growth: evidence from a 7-year fertilisation experiment. **Archives Of Agronomy And Soil**
493 **Science**, v. 69, n. 11, p. 2092-2103, 24 out. 2022. [Http://dx.doi.org/10.1080/03650340.2022.2137499](http://dx.doi.org/10.1080/03650340.2022.2137499)

494
495 CUNHA, A. R. Da.; MARTINS, D. Climate classification for the municipalities of Botucatu and São Manuel,
496 SP. **Brazilian Journal of Irrigation and Drainage -Irriga**, Botucatu, v. 14, n.1, p.1-11, jan, 2009.

497
498 DECHEN, A. R.; NACHTIGALL, G. R. Essential and beneficial elements for higher plants. In: FERNANDES,
499 M. S. Plant mineral nutrition. Viçosa, MG:

500
501 DURGUDE.S.A., SALUNKHE, S.H.; PATIL, A.B. Micronutrient uptake of wheat as influenced by application
502 of fly ash and bagasse ash in an Inceptisol. **Int J Chem Stud**, v. 6, n.4, p. 1963-1965.
503 EMBRAPA – Brazilian Agricultural Research Company. National Soil Research Center. Manual of soil analysis
504 methods. 2ed. Rio de Janeiro, RJ: Embrapa soil, 2011.

505
506 European Commission. Protection of the Environment, and in particular of the soil, when sewage sludge is used
507 in agriculture. Off. J. Eur. Communities, 4, (1986), 6–12

508
509 FAO. Agricultural Use of Sewage. In Wastewater Treatment and Use in Agriculture, Irrigation and Paper Design
510 47; Food and Agriculture Organization of the United Nations: Rome, Italy, 1992.

511
512 FAVARE, H.G de.; PREISIGKE, S.C.da.; NEVES, L. G.; arađjo, K. L.; SERAFIM, M.E.; ROCHA, J.R.M da.
513 Potential use of ash from sugarcane bagasse to produce passion fruit seedlings.**Australian Journal Crop**
514 **Science**, v.14, n.14, p.408-4014, 2020. [Http://dx.doi.org/10.21475/ajcs.20.14.03.p1734](http://dx.doi.org/10.21475/ajcs.20.14.03.p1734).

515
516 GARRIDO, S.; CAMPO, G. Martin del; ESTELLER, M. V.; VACA, R.; LUGO, J..Heavy Metals in Soil
517 Treated with Sewage Sludge Composting, their Effect on Yield and Uptake of Broad Bean Seeds (*Viciafaba*
518 L.). **Water, Air, And Soil Pollution**, v. 166, n. 1-4, p. 303-319, set. 2005.. [Http://dx.doi.org/10.1007/s11270-](http://dx.doi.org/10.1007/s11270-005-5269-4)
519 005-5269-4.

520
521 GUPTA, R. K.; SINGH, A.; SINGH, Y.; THIND, H. S.; SINGH, B.; SINGH, V. Effects of Rice Husk Ash and
522 Bagasse Ash on Phosphorus Adsorption and Desorption in an Alkaline Soil under Wheat–Rice
523 System. **Communications In Soil Science And Plant Analysis**, v. 45, n. 10, p. 1385-1398, 27 maio. 2014.
524 [Http://dx.doi.org/10.1080/00103624.2014.884109](http://dx.doi.org/10.1080/00103624.2014.884109).

525
526 JALAL, A; GALINDO, F. S.; BOLETA, E. H. M.; OLIVEIRA, C. E.S.da.; REIS, A. R. Dos; NOGUEIRA, T.
527 A.R.; NETO,M.J.M.; MORTINHO, E. S.; FERNANDES, G.C; FILHO, T.C.M. Common Bean Yield and Zinc

525 Use Efficiency in Association with Diazotrophic Bacteria Co-Inoculations. **Agronomy**, v. 11, n. 5, p. 959, maio.
526 2021. [Http://dx.doi.org/10.3390/agronomy11050959](http://dx.doi.org/10.3390/agronomy11050959).
527

528 KITAMURA, N.C.; LOURENZI, C.R.; BUENO, A.C.; PINTO, A.L.; SOARES, C. R.F. S.; GIACHINI, A.J.
529 Biossólido no estabelecimento de espécies herbáceas e nos atributos químicos e microbiológicos em solo
530 impactado pela mineração de carvão. **Engenharia Sanitaria e Ambiental**, v. 25, n. 4, p. 607-617, ago. 2020.
531 [Fapunifesp.http://dx.doi.org/10.1590/s1413-41522020182506](http://dx.doi.org/10.1590/s1413-41522020182506).

532 KJELDAHL, J. Neue Methode zur Bestimmung des Stickstoffs in organischen Körpern. **Fresenius'**
533 **Zeitschrift Für Analytische Chemie**, v. 22, n. 1, p. 366-382, dez. 1883.. [Http://dx.doi.org/10.1007/bf01338151](http://dx.doi.org/10.1007/bf01338151).
534 Korndörfer, G. H., PEREIRA, H. S., NOLLA, A. Analysis of silicon in soil, plant and fertilizer. Technical
535 Bulletin, n° 02, Uberlândia: gpsi, (2004) 50
536

537 Kumar, A.K, Chopra. Accumulation and Translocation of Metals in Soil and Different Parts of French KUMAR,
538 Vinod; CHOPRA, A. K.. Accumulation and Translocation of Metals in Soil and Different Parts of French Bean
539 (*Phaseolus vulgaris L.*) Amended with Sewage Sludge. **Bulletin Of Environmental Contamination And**
540 **Toxicology**, v. 92, n. 1, p. 103-108, 7 nov. 2013. [Http://dx.doi.org/10.1007/s00128-013-1142-0](http://dx.doi.org/10.1007/s00128-013-1142-0).
541

542 LOPES, M.C.; MATEUS, C.M. D'Andréa de.; ALVES, D. A S. Da; TAVARES, A.R.; SANCHES, L. V. C.;
543 BÔAS, R.L.V. Sewage sludge compost as a substrate for croton seedlings production. **Ornamental**
544 **Horticulture**, v. 24, n. 4, p. 380-386, 1 nov. 2018. *Lepidus Tecnologia*.
545 [Http://dx.doi.org/10.14295/oh.v24i4.1234](http://dx.doi.org/10.14295/oh.v24i4.1234)

546 MALAVOLTA, E.; VITTI, G.C.; OLIVEIRA, S.A. Assessment of the nutritional status of plants: principles and
547 applications, 2. Ed. Piracicaba: Publishing company Potafos, p. 319, 1997

548 MARIN, E.; rusănescu, C.O.; Agricultural Use of Urban Sewage Sludge from the Wastewater Station in the
549 Municipality of Alexandria in Romania. **Water**, v. 15, n. 3, p. 458, 23 jan. 2023. MDPI AG.
550 [Http://dx.doi.org/10.3390/w15030458](http://dx.doi.org/10.3390/w15030458).

551 MOHAMED, B.; MOUNIA, K.; AZIZ, A.; AHMED, H.; RACHID, B; LOTFI, A. Sewage sludge used as
552 organic manure in Moroccan sunflower culture: effects on certain soil properties, growth and yield
553 components. **Science Of The Total Environment**, v. 627, p. 681-688, jun. 2018.
554 [Http://dx.doi.org/10.1016/j.scitotenv.2018.01.258](http://dx.doi.org/10.1016/j.scitotenv.2018.01.258).

555 Novais, R.F.; SMYTH, T.J.; NUNES, F.N. Fósforo In: NOVAIS, R. F. Et al. Fertilidade do Solo. Viçosa, MG:
556 Sociedade Brasileira de Ciência do Solo, (2007) 645-736

557 NUNES, N.; RAGONEZI, C.; GOUVEIA, C S.s.; CARVALHO, M.; Â.A. P. De. Review of Sewage Sludge as a
558 Soil Amendment in Relation to Current International Guidelines: a heavy metal perspective. **Sustainability**, v.
559 13, n. 4, p. 2317, 20 fev. 2021. [Http://dx.doi.org/10.3390/su13042317](http://dx.doi.org/10.3390/su13042317).

560 OLIVEIRA, A. B de; NASCIMENTO, W. A do. Manganese and iron fractions in benchmark soils of
561 Pernambuco State, Brazil. **Brazilian Soil Science Society**, v. 30, n. 1, p. 99-110, fev. 2006.
562 [Http://dx.doi.org/10.1590/s0100-06832006000100011](http://dx.doi.org/10.1590/s0100-06832006000100011).
563

564 OSINUBI, K. J.; EBEREMU, A. O. Hydraulic conductivity of compacted lateritic soil treated with bagasse
565 ash. **International Journal Of Environment And Waste Management**, v. 11, n. 1, p. 38, 2013. Inderscience
566 Publishers. [Http://dx.doi.org/10.1504/ijewm.2013.050522](http://dx.doi.org/10.1504/ijewm.2013.050522).
567

568 PAZ-FERREIRO, J.P. ; NIETO, A. ; MÉNDEZ, A. ; ASKELAND, M P.J. ; GASCÓ, G. . Biochar from Biosolids
569 Pyrolysis: a review. **International Journal Of Environmental Research And Public Health**, v.15, n.5, p. 956,
570 maio de 2018 <http://dx.doi.org/10.3390/ijerph15050956>.

571 RAIJ, B. Van; ANDRADE, J. C.; CANTARELLA, H.; QUAGGIO, J. A. Chemical analysis to evaluate the
572 fertility of tropical soils. Campinas, SP: Campinas Agronomic Institute - IAP, 2001.

573 RAIJ, V. B. Chemical analysis to evaluate the fertility of tropical soils. Campinas: Instituto Agrônomo, 2001

574 RUBIO, G.O.; RIBEIRO, D.O.; SOUZA, Z.H. de.; PEREIRA, R.M.; SILVA, J. G; DALMOLIN, B.
575 SUGARCANE BAGASSE ASH DOSES AFFECT SOIL CHEMICAL ATTRIBUTES AND PIGEON PEA
576 INITIAL PERFORMANCE. **Revista de Agricultura Neotropical**, v. 10, n. 1, p. 7150, 3 mar. 2023.
577 [Http://dx.doi.org/10.32404/rean.v10i2.7150](http://dx.doi.org/10.32404/rean.v10i2.7150)

578
579 SCHIEMENZ, K.; EICHLER-LÖBERMANN, B. Biomass ashes and their phosphorus fertilizing effect on
580 different crops. **Nutrient Cycling In Agroecosystems**, v. 87, n. 3, p. 471-482, 12 mar. 2010. Springer Science
581 and Business Media LLC. [Http://dx.doi.org/10.1007/s10705-010-9353-9](http://dx.doi.org/10.1007/s10705-010-9353-9).

582 SELEIMAN, M.F.; KHEIR, A.M.S.. Saline soil properties, quality and productivity of wheat grown with
583 bagasse ash and thiourea in different climatic zones. **Chemosphere**, v. 193, p. 538-546, fev. 2018.
584 [Http://dx.doi.org/10.1016/j.chemosphere.2017.11.053](http://dx.doi.org/10.1016/j.chemosphere.2017.11.053).

585
586 Shan, Y.; Lv, M. ; Zuo, W. ;Tang, Z.; Ding, C.; Yu, Z.; Shen, Z.; Gu, C.; Bai, Y.; Sewage sludge application
587 enhances soil properties and rice growth in a salt-affected mudflat soil. **Scientific Reports**, v.1,n. 11, dez.2021.
588 [Https://doi.org/10.1038/s41598-020-80358-2](https://doi.org/10.1038/s41598-020-80358-2)

589 SILVA, J.C.de. ; GONÇALVES,E.P. ; VIANA, J.S. ; SOUZA, C. M. P. G. ; BORGES, J.P.G.S.da. ;
590 W.F.CAVALCANTE, W. F. Growth and physiology of two sunflower cultivars fertilised with sugarcane
591 bagasse ash. **Acta Scientiarum. Agronomy**. V.44, n.1, 2022, p. 54392,
592 <https://doi.org/10.4025/actasciagron.v44i1.54392>

593
594 SINGH, R.P.; AGRAWAL, M.. Potential benefits and risks of land application of sewage sludge. **Waste**
595 **Management**, v. 28, n. 2, p. 347-358, jan. 2008. [Http://dx.doi.org/10.1016/j.wasman.2006.12.010](http://dx.doi.org/10.1016/j.wasman.2006.12.010).

596 SOURI, M.K. ; NAIJI, M.; ASLANI, M. Effect of Fe-Glycine Aminochelate on Pod Quality and Iron
597 Concentrations of Bean (*Phaseolusvulgarisl.*) Under Lime Soil Conditions. **Communications In Soil Science**
598 **And Plant Analysis**, v. 49, n. 2, p. 215-224, jan. 2018. [Http://dx.doi.org/10.1080/00103624.2017.1421655](http://dx.doi.org/10.1080/00103624.2017.1421655).

599
600 SOUZA FILHO, E.J; BARROS, K.K.; BEZERRA, N.; Egidio, G.; Savia, F.; Lourdinha, K, Mario, T.; Effect of
601 reclaimed water and dehydrated sludge on the morpho-physiology and yield of sorghum. **Environmental**
602 **Technology**, p. 1-17, 5 jun. 2023. [Http://dx.doi.org/10.1080/09593330.2023.2219011](http://dx.doi.org/10.1080/09593330.2023.2219011).

603
604 T.Aguiar,C. Golçalves, M.E.A.G.Z. Paterniani, M. L. S. A. Tucci, C.E.F.de.Castro Boletim 200: instruções
605 agrícolas para as principais culturas econômicas. 7.ed. Campinas: IAC, 2014. 452 p.

606
607 UESUGI,G.; SIMÕES,D.; MORAES,B.C.;SILVA, M.R. Economic and Financial Analysis of Tree Seedling
608 Production Using Composted Biosolids Substrate. **Floresta Ambient**, 26, 2019, p, 1-9,
609 <https://doi.org/10.1590/2179-8087.074017>

610
611 VAN GENUCHTEN, M. Th.. A Closed- form Equation for Predicting the Hydraulic Conductivity of
612 Unsaturated Soils. **Soil Science Society Of America Journal**, v. 44, n. 5, p. 892-898, set. 1980.
613 [Http://dx.doi.org/10.2136/sssaj1980.03615995004400050002x](http://dx.doi.org/10.2136/sssaj1980.03615995004400050002x).

614
615 Wei, X; Zhang, P; Matichenkov, V V; A bocharnikova, E; demin, D V; sevostianov, S M. Using Si-rich
616 materials for increasing fodder grass quality and quantity. Iop Conference Series: Earth and Environmental
617 Science, v. 663, n. 1, fev. 2021, <http://dx.doi.org/10.1088/1755-1315/663/1/012062>.

618
619 YAMANE, D.R Development of valencia orange tree and characterisation of soil attributes under application of
620 sugarcane bagasse ash. 2013. 78 f. Dissertation (Master's) - Master's Course in Agronomy (Plant Production),
621 São Paulo State University - UnespJaboticabal Campus, Jaboticabal, 2013.

622
623 ZEFFA, D.M; NOGUEIRA, A.F; BURATTO, J.S; OLIVEIRA, R.B.R. de; SANTOS,N. J. Dos; MODA-
624 CIRINO, Vânia. Genetic Variability of Mineral Content in Different Grain Structures of Bean Cultivars from
625 Mesoamerican and Andean Gene Pools. **Plants**, v. 10, n. 6, p. 1246, 19 jun. 2021.
626 [Http://dx.doi.org/10.3390/plants10061246](http://dx.doi.org/10.3390/plants10061246).