

Original Research Article

BACTERIOLOGICAL QUALITY OF VENDEDLOCAL DRINKS IN AMAKOM, KUMASI - GHANA

ABSTRACT

Aims: Microorganisms are everywhere including food. Food, although not sterile, must have the number of microbes present falling within the acceptable limit as prescribed by the World Health Organization and other regulatory bodies. Street vended food and drinks are still a thriving industry in majority of developing nations, providing most urban people with their daily meals. This study sought to investigate the microbial load of some locally made street vended drinks including sorrel drink ('Sobolo') made from *Hibiscus sabdariffa*, 'Brukina', (a Ghanaian drink made of ground millet and pasteurized milk), "Emuduro" (a natural ginger drink), 'Abele' (Ghanaian ice cream) and 'Asaana' (caramelized corn drink).

Study design: Cross sectional study

Place and Duration of Study: In and around Kumasi Technical University campus, Kumasi-Ghana between January 2023 to March 2023.

Methodology: Twenty-one (21) samples of local drinks were sampled randomly from various vendors aseptically and sent to the laboratory immediately for microbiological analysis. The standard plate count method and identification tests were used to determine the total aerobic count and identify microorganisms present respectively.

Results: The study recorded high microbial load in the samples collected. "Emuduro" was the most contaminated with an average viable count of 4.5×10^7 cfu/mL. 'Asaana' had the least contamination with an average viable count of 2.4×10^5 cfu/mL which fell still out of the tolerable limit of $\leq 10^5$ cfu/mL. 'Sobolo', 'Brukina' and 'Abele' had counts of 4.1×10^7 cfu/mL, 1.4×10^6 cfu/mL and 1.3×10^6 cfu/mL respectively which are unacceptable. Pathogenic bacteria such as *Staphylococcus spp*, *Escherichia coli*, *Klebsiella spp*, *Pseudomonas spp*, and *Enterobacter spp* were identified from the samples. The high microbial load in most of the samples may result from the use of unhygienic water, insanitary surroundings and equipment, and prolonged refrigeration

Conclusion: The study revealed that street-vended locally made drinks can be harmful to people and may cause various food-borne illnesses.

Keywords: local drinks, pathogens, microbial contamination, safety

1. INTRODUCTION

Local drinks serve as refreshment in a lot of countries around the world including Ghana. They are common to people in a particular area and have been developed over time using different techniques and locally sourced ingredients [1]. These local drinks which are

commonly patronized by Ghanaians include 'Sobolo' (Bissap), 'Brukina', 'Asaana' (also known as elewonyo), "Emuduro" (Hausa beer), and 'Abele' walls (Ghanaian milk ice cream). 'Bissap' popularly known as 'Sobolo' is prepared from the dried calyces of the *Hibiscus sabdariifa*. It is boiled with some local spices and may be enjoyed sweetened or unsweetened [2]. "Brukina" is a fermented millet and milk smoothie produced by mixing sweetened fermented milk with milled steamed millet [3]. "Emuduro" is a sweetened, spiced ginger drink which may be served hot or cold. "Asaana" is made by mixing the extract of fermented crushed corn which has been boiled with caramelized sugar [4]. "Abele" also known as Ghanaian ice cream is made with milk powder, condensed milk and water.

Local drinks are gaining popularity in recent times as people are inclining towards its patronage due to its affordability [5]. They are sometimes served at special occasions such as weddings, parties and funerals; and are also sold commercially on the streets, and in shops. The production and sale of the local drinks have therefore become a lucrative business for a lot of vendors [1]. These local drinks also have health benefits. For example, bissap is known to have antimicrobial activities [6]. "Emuduro" is also proven to have antioxidant, antimicrobial, and anti-neuroinflammation activities, and relieving common health problems such as vomiting, nausea, and pain [7,8,9]

Upsurge in the consumption of these drinks increases health concerns because their production and sale are unregulated. This is an issue of concern because street vended foods may be associated with food-borne diseases [10]. The raw materials used, the unhygienic conditions under which these beverages are produced and how they are handled or stored may predispose them to microbial contamination with pathogenic microorganisms (such as *Escherichia coli*, *Staphylococcus aureus*, *Salmonella* and *Shigella spp*). Presence of these organisms can be detrimental to the health of consumers [11].

Several studies have been carried out in Africa to assess the microbiological quality of local drinks. A recent study by Aboagye and colleagues [1] in Ghana revealed high microbial counts in all 'Sobolo' samples collected from two different campuses of a University in Ghana. Furthermore, unacceptable microbial counts from some samples of local drinks including 'Sobolo', "Emuduro", Zoomkoom, 'Asaana', Fura da no-no and Burkina were reported in a similar study conducted in Kumasi [12].

Sometimes the microbial content in a specific local drink may fall within the acceptable limit, but may still not be appropriate to use as it may contain pathogenic microorganisms food safety indicators such as coliforms, *Escherichia coli*, *Salmonella spp*, *Staphylococcus aureus* and *Bacillus cereus*. [13]. For instance, Minamor and colleagues [14] carried out a microbiological analysis of Pito, an alcoholic local drink in Ghana, and their findings showed that the total viable counts of bacteria were within the acceptable limits. However, they identified the presence of pathogenic microorganisms such as *E. coli*, *K. pneumoniae*, *Shigella spp*, *Enterobacter spp.*, *Staphylococcus aureus* and *P. aeruginosa*.

This study was therefore conducted to assess the bacteriological quality of selected local drinks sold in Amakom, Kumasi as these products are continually patronized by the masses.

2. MATERIAL AND METHODS

2.1 Sampling

Five (5) samples each of 'Sobolo', "Emuduro" and 'Brukina'; three (3) samples each of 'Asaana' and 'Abele' were randomly procured from vendors in Amakom, Kumasi around Kumasi Technical University campus. The samples were appropriately labelled, kept in ice and transported to the microbiology laboratory for analysis

2.2 Microbiological analysis

2.2.1 Enumeration of bacteria

Microbiological analysis was done to enumerate the total number of viable microorganisms present in the samples and identify some pathogenic microorganisms. The standard plate count method by Jahan, et al. [15] with slight modifications was used in the determination of the total viable count.

One milliliter (1mL) of each sample was diluted in 9 mL of sterile water to make 1: 10 dilutions from which further dilutions were made. A volume of 0.1mL of the final dilution was introduced unto Mueller Hinton agar plate and spread uniformly with a sterile glass rod. The colonies on each plate were counted after incubating at 37°C for 24 hours. Total viable count was calculated in colony forming units per milliliter (cfu/mL) by using the formula:

$$\text{Total viable count (cfu/mL)} = \frac{\text{number of colonies counted}}{\text{total dilution factor} \times \text{volume inoculated}}$$

2.2.2. Identification of bacteria

Identification of the microbes was carried out by using the method employed by Khan et al. [16]. Selective and differential media were employed for the identification of bacterial colonies using the streak plate method. The manufacturing company's guidelines regarding how to use the various culture media were adhered to. The MacConkey agar was used to identify Gram-negative enteric bacteria. Mannitol salt agar was used to identify *Staphylococcus aureus*. Salmonella Shigella (SS) agar was used to identify and differentiate between *Salmonella spp.* and *Shigella spp.* Agar plates of the various selective and differential media were streaked with each sample using a sterile inoculating loop. The plates were incubated at 37°C for 24 - 48h. After incubation, microbes on the plates were identified based on careful study on morphological and biochemical features of their colonies on each plate.

3. RESULTS AND DISCUSSION

Consuming food contaminated with food-borne pathogens can be harmful to health. Consumption of unhygienic food can give rise to about 600 million cases of foodborne diseases ranging from diarrhoea to cancer, and approximately 420,000 deaths globally [17]. Controlling foodborne pathogens is therefore a crucial step in halting the emergence and spread of diseases in a population [18].

High microbial load was observed in the samples with average viable counts ranging from 2.4×10^5 to 4.5×10^7 cfu/mL in the local drinks researched on (Table 1). The average microbial counts for all the drinks exceeded the specified microbial limits of $\leq 10^5$ cfu/mL for ready-to-eat foods in which all components are fully cooked for immediate sale or consumption [19]. The pathogenic microbes identified in individual drinks are presented in the Appendix.

The high bacterial counts can be attributed to the unstandardized conditions under which these products were prepared. Unsanitary environment and highly contaminated raw materials are sources of microbial contamination. Additional sources of contamination may include inadequate cleansing of utensil used before, during, and after production; dispensing of the beverages into their final containers, and incorporation of additives such as sweeteners, spices, and flavors [16, 1].

Table 1: Total viable count of local beverages

Type of local drink	Number of samples	Average total viable count (cfu/mL)± SEM
---------------------	-------------------	--

'Sobolo'	5	$4.1 \times 10^7 \pm 3.8 \times 10^7$
'Emuduro'	5	$4.5 \times 10^7 \pm 1.8 \times 10^7$
'Brukina'	5	$1.4 \times 10^6 \pm 4.8 \times 10^5$
'Asaana'	3	$2.4 \times 10^5 \pm 4.1 \times 10^4$
'Abele'	3	$1.3 \times 10^6 \pm 5.0 \times 10^5$

'Emuduro' had the highest contamination with a total average viable count of 4.5×10^7 cfu/mL. A study conducted by Kouassi and others [20] revealed a similar high microbial count ranging from 6.5×10^9 to 3.9×10^{10} cfu/mL in Gnamakoudji, a non-alcoholic beverage made from ginger in Cote d'Ivoire. In the manufacture of 'Emuduro', chopped ginger, peppercorns and water are ground together. The mixture is strained through a cloth strainer and the extract is boiled for a few minutes with water. Sugar is normally added after boiling. The ginger is often ground with the skin intact. Microorganisms may still be present if the washing of the ginger is insufficient. The cleanliness of the machine used to grind the peppercorn and ginger, which is usually commercial, may be in question, since it may have been used for more than one client and may not have been thoroughly cleaned. The mixture is often strained through a strainer cloth with the aid of bare hands. Without proper hygiene, many microorganisms, including faecal ones, may be carried on the hands. These unhygienic practices often result in microbial contamination.

'Asaana' was the least contaminated with a total viable count of 2.4×10^5 cfu/mL. Addo-Glover and others [21] however observed lower microbial counts between 1.82 -2.71 log₁₀ cfu/mL in 'Asaana' collected in Kumasi, which increased after a storage period of 72 hours. Aboagye et al., [1] also reported high counts of bacteria in 'Asaana', which ranged between 1.0×10^6 and 5.94×10^8 cfu/ml for two of their samples. The disparity in microbial loads may result from the variations in the method used in the preparation of 'Asaana' and the environment within which they were prepared [21]. In the preparation of "Asaana, the maize is steeped, malted, ground, mashed, boiled, and left overnight to allow the settling of particles. The supernatant is caramelized before drinking [4]. Microbial contaminants can be introduced during all the phases of production owing to the use of unclean utensils, unsanitary environment and the non-observance of personal hygiene by producers. 'Asaana' is mostly sold from large containers with ice cubes to cool the beverage. The ice cubes could be a source of contamination in case where the water used in the making of the ice cubes is not properly treated or the ice cubes are not made under hygienic conditions. The ice cubes are usually made by packaging them in transparent polyethene bags and freezing them. Some sellers introduce the ice cubes into the drink without taking off the packaging which may be contaminated from handling. Some of sellers of 'Asaana' have the habit of blowing air into transparent polyethene bags into which 'Asaana' is dispensed during sale. This is could eventually lead to the transfer of microbes from the breath of the seller into the local drinks.

From this study, 'Sobolo' had a high viable count of 4.1×10^7 cfu/mL, which is comparable to that obtained by Aboagye et al. [1], who recorded a viable count ranging from 7.60×10^6 – 1.58×10^8 cfu/mL in 'Sobolo' sampled in Accra, Ghana. In contrast, a lower total bacterial plate count ranging from 6.9×10^3 to 9.6×10^3 cfu/mL was found in 'Sobolo' drinks (Zobo) by Bristone et al. [22] in Nigeria. Again, this variation in microbial loads may result from differences in the methods used in the preparation of 'Sobolo' in each location. 'Sobolo' as known in Ghana and many other names around the world is a refreshing drink made from the *Hibiscus sabdariffa* calyxes which has many nutritional and medicinal benefits including the management of hypertension, liver diseases and pyrexia [6]. It is made by extracting the calyx of the flower, which is typically done with hot water for some minutes. The flowers are

removed by sieving through a colander after which flavors and sweeteners are added. Contaminants could have been introduced when the hot extract is cooled down, when flavors and sweeteners are added, or when the extract is poured into sieve meshes, bottles or polyethylene bags.

Extracts of *Hibiscus sabdariffa* calyces are known to have antimicrobial activity against Gram-positive and Gram-negative bacteria as well as *Candida albicans*[1]. Nonetheless, the concentration of active ingredients responsible for the antimicrobial activity of *Hibiscus sabdariffa* calyces may not be enough to inhibit the growth of microorganisms when it is formulated as a drink.

This study reported a viable count of 1.4×10^6 cfu/mL in 'Brukina'. Similarly, Baidoo and Kunadu[23] recorded a high total viable count of 7.48 log cfu/mL in 'Brukina' in Accra, Ghana. 'Brukina' is made from millet and fermented milk, which can serve as a rich source of nutrients for microorganisms. Given that milk left at ambient temperatures to ferment creates a good environment for the growth of microorganisms because of its high nutrient content and a near neutral pH, it is believed that such uncontrolled fermentation procedure used could support the growth of some pathogenic microorganisms as in the case of this study [24]. In some cases, fresh milk directly sourced from cows is used in the production of 'Brukina'. The fresh milk may not be expressed under hygienic conditions, and may not be pasteurized. These practices could lead to microbial contamination.

'Abele', also known as Ghanaian ice cream, is a frozen dairy product. Although ice cream is highly nutritious, it is also a great environment for bacterial growth [3]. This can account for the high bacterial count observed for 'Abele' (1.3×10^6 cfu/mL). In the preparation 'Abele', powdered milk, sugar and water are mixed, dispensed into reusable plastic cups or small transparent polyethylene bags, and then frozen. The reusable plastic cups and utensils could be sources of contamination if they are not cleaned properly. The water used in the preparation could be a prime source of contamination especially if the water is not boiled or well-treated before use. To reduce microbial counts in products involving milk, producers must be trained to pasteurize milk and dispense them into sterile containers before use.

These local drinks are normally sold in plastic bottles which may be new or used. The bottles are usually rinsed in a large bowl containing water which does not facilitate proper cleansing of the bottles. Already used bottles used in the packaging of local drinks may also contain microbial contaminants especially on the mouth of the bottle. A study by Obeng et al. [25] revealed a relatively higher occurrence of microbial contaminants in used plastic bottled as compared to unused plastic bottles used in the packaging of 'Sobolo'.

Water, which is a main ingredient in the production of these local drinks, can be a prime source of microbial contamination. The primary cause of the contamination of drinks made locally has been found to be water used in processing [26]. Microbial contaminants can be introduced in water through the containers in which it is stored or transported in and how it is handled. Pathogenic microorganisms can be introduced into water through burst PVC pipes delivering water from the mains to consumers. Practices involving the distribution of domestic wastewater in soil can potentially cause microbial contamination of ground water [27].

The main pathogenic microbes identified in the local drinks included *Staphylococcus spp*, *Klebsiella spp.*, *Enterobacter spp*, *Escherichia coli*, and *Pseudomonas spp* (Table 2 and Figure 1). These findings corroborate with those of Risiquat[26], who identified *E. coli*, *Bacillus spp.*, *S. aureus*, *S. faecalis*, *Proteus spp*, and *Enterobacter spp*, *Klebsiella spp*, *E coli*, *Bacillus spp* in Zobo ('Sobolo'). The presence of indicator organisms has been employed as markers for potential ecologically similar pathogen occurrence, insufficient processing, and raw material quality. The indicators commonly used in the food industry include Enterobacteriaceae, coliform bacteria, fecal coliform/*Escherichia coli*, enterococci and non monocytogenes *Listeria spp*[28]. The presence of enteropathogens including *Klebsiella spp*, *Escherichia coli*, *Staphylococcus spp* could indicate faecal contamination, which can lead to disease outbreak [5].

These microorganisms could have been introduced into the beverages especially ‘Sobolo’, ‘Asaana’ and ‘Emuduro’ during packaging and handling and not during preparation because a lot of heat is employed during the preparation of these beverages [29]. Improper hygiene practices of the producers and sellers of these products, frequent hand contact with raw food, nose, skin, genital area, and faeces (in the case of mothers with infants) results in the hands becoming heavily contaminated with enteric pathogens [30].

Staphylococcus spp and *Klebsiella spp.* were the most occurring microbial contaminants. *Staphylococcus aureus* releases toxins that can cause gastrointestinal illness characterized by nausea, vomiting, and stomach cramps [31]. *Klebsiella spp.*, a group of opportunistic microorganisms, can cause several infections, including sepsis, diarrhea, pneumonia, and urinary tract infections especially in immunocompromised individuals [32].

Table 2: Microbiological composition of local beverages

Sample	Microorganism identified
‘Sobolo’	<i>Staphylococcus spp</i> <i>Klebsiella spp</i> <i>Enterobacter spp</i>
‘Emuduro’	<i>Staphylococcus spp</i> <i>Esherichia coli</i> <i>Klebsiella spp.</i> <i>Pseudomonas spp</i>
‘Brukina’	<i>Staphylococcus spp.</i> <i>Enterobacter spp</i> <i>Escherichia coli</i>
‘Abele’	<i>Klebsiella spp</i> <i>Pseudomonas spp</i>
‘Asaana’	<i>Staphylococcus spp</i> <i>Klebsiella spp</i> <i>Pseudomonas aeruginosa</i> <i>Enterobacter spp</i>

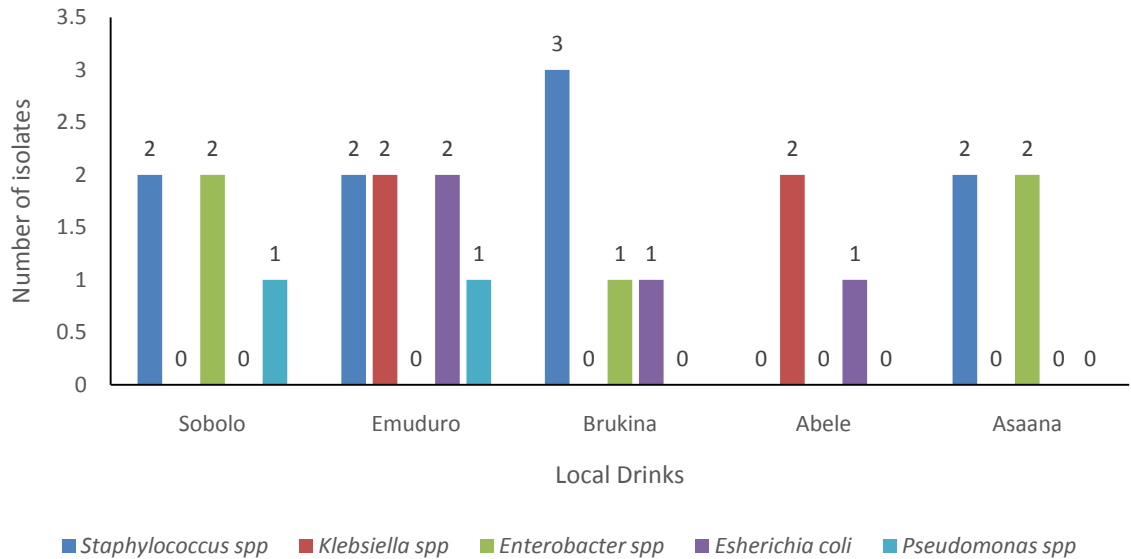


Figure 1: Frequencies of occurrence of the microorganisms in the samples

To curb the incidence of high microbial counts in local drinks which are affordable and readily available, producers and vendors of local drinks must be educated and trained about food safety and hygienic practices. Standard Operating Procedures (SOPs) must be developed to guide producers in the preparation of these local drinks. Government health agencies must develop a regular monitoring systems to ensure that measures regarding food safety are implemented. Producers of local drinks adhering to the necessary policies can also be approved as outlets for the wholesaling or retailing of local drinks.

4. CONCLUSION

This study assessed the bacteriological quality of local drinks sold in Amakom, Kumasi. The average viable counts of all local drinks studied were unsatisfactory as they all exceeded the acceptable limits by Food Standards Australia New Zealand [19]. Pathogenic microorganisms such as *Staphylococcus spp*, *Klebsiella spp.*, *Enterobacter spp*, *Escherichia coli*, and *Pseudomonas spp* were identified in all samples, and their consumption can be harmful to the health of consumers. Standard guidelines and good hygienic practices by producers must be enforced to ensure that wholesome local drinks are produced.

REFERENCES

1. Aboagye G, Gbolonyo-Cass S, Kortei NK, Annan T. Microbial evaluation and some proposed good manufacturing practices of locally prepared malted corn drink ("asaana") and Hibiscus sabdarifa calyxes extract ("sobolo") beverages sold at a university cafeteria in Ghana. *Scientific African*; 2002;8 e00330.
2. Kortei NK, Annan, T, Quansah L, Aboagye G, Akonor PT, Tettey C. Microbiological Quality Evaluation of Ready-To-Eat Mixed Vegetable Salad, Food Ingredients and Some Water Samples from A Restaurant in Accra: A Case Study. *African Journal of Food, Agriculture, Nutrition and Development*. 2020; 20(6):16669 - 16688.
3. Boakye AA, Tettey CO, Mackay LE, Kortei NK, Essuman EK. Microbial evaluation of fermented milk and millet beverage (brukina) produced in Ghana by culture-independent technique. *Journal of Food Science and Nutrition*. 2020; 3(6):1 -9

4. Madilo FK, Kunadu AP, Tano-Debrah K, Mensah GI, Saalia KF, Kolanisi U. Process and Product Characterization of Aliha, A Maize-Based Ghanaian Indigenous Fermented Beverage. *Journal of Food Quality*. 2022; 1 -16.
5. Amusa NA, Ashaye OA, Aiyegbayo AA, Oladapo MO, Oni MO, Afolabi OO. Microbiological and nutritional quality of hawked sorrel drinks (soborodo)(the Nigerian locally brewed soft drinks) widely consumed and notable drinks in Nigeria. *Journal of food Agriculture and Environment*. 2005;3(3): 47 - 50.
6. Osei-Djarbeng SN, Amonoo-Neizer J, Boadi P, Opoku, PN, Osei-Asante S. Comparative antimicrobial activities of different solvent extracts and a refreshing drink (Sobolo) made from *Hibiscus sabdariffa* Linn. *International Journal of Herbal Medicine* (2014); 2(3):1- 4.
7. Nile SH, Park SW. Chromatographic analysis, antioxidant, anti-inflammatory, and xanthine oxidase inhibitory activities of ginger extracts and its reference compounds. *Industrial Crops and Products*. 2015;70;238 - 244.
8. Anh NH. Ginger on human health: a comprehensive systematic review of 109 randomized controlled trials. *Nutrients*. 2020;12(1): 157.
9. Osei-Djarbeng SN, Abubakari A, Okai CA, Boateng R, Pesewu GA. Antimicrobial potential of some local spices used in Ghanaian meals. *International Journal of Current Microbiology and Applied Sciences*. 2016; 5(5): 692 - 700.
10. Mensah P, Yeboah-Manu D, Owusu-Darko K, Ablordey A. Street foods in Accra, Ghana: how safe are they? *Bulletin of the World Health Organization*. 2002; 80(7): 546 - 554.
11. Frimpong-Mensah A. Microbiological Safety Assessment of “asaana”, a Traditional Ghanaian Beverage. Doctoral Dissertation. 2016
12. Azanu D, Abass MZ, Oppong A, Opponbea-Amoani, LA. Microbiological and Physicochemical Evaluation of Some Locally Produced Soft Drinks and Beverages Sold in Kumasi Metropolis in Ghana. *Conference Proceedings of ICAST 2020*. 2021;6(1).
13. Compaore MKA, Kpoda SD, BazieRBS, Ouedraogo M, Valian M, Gampene ML, et al.(2022) Microbiological quality assessment of five common foods sold at different points of sale in Burkina Faso. *PLoS One*. 2022; 17(4): e0258435. <https://doi.org/10.1371/journal.pone.0258435>
14. Minamor AA, Mensah, AL, Laryea EN, Afutu, EQ. (2017). Microbiological Quality of a Locally Brewed Alcoholic Beverage (PITO) Sold in Prampram within the Greater Accra Region, Ghana. *Microbiology Research Journal International*. 2017;18(5): 1-10.
15. Jahan N, Das KK, Hasan F, Akter F, Sultana R, Feroz F (2022). Assessment of Microbiological Quality of Different Types of Fruit & Soft Drinks Samples of Dhaka City. *Stamford Journal of Microbiology*. 2022;12(1):54 - 58.
16. Khan MM, Islam MT, Chowdhury MM, Alim, SR. Assessment of microbiological quality of some drinks sold in the streets of Dhaka University Campus in Bangladesh. *International Journal of Food Contamination*. 2015; 2(4): 1 - 5.
17. World Health Organisation. Estimating the burden of food borne diseases. 2023. Accessed 18 November 2023. Available: <https://www.who.int/activities/estimating-the-burden-of-foodborne-diseases>
18. Woh PY, Thong KL, Lim YA, Behnke JM, Lewis WJ, Mohd SN et al. Microorganisms as an Indicator of Hygiene Status Among Migrant Food Handlers in Peninsular Malaysia. *Asia Pacific Journal of Public Health*. 2017; 29(7): 599-607.
19. Food Standards Australia New Zealand. *Compendium of Microbiological Criteria for Food*. Food Standards Australia New Zealand. 2022; 20.

20. Kouassi KC, Voko DRR, Koffi AC, Kouame, KBBN. Microbial contamination of the non-alcoholic beverage Gnamakoudji made from *Zingiber officinale* in Daloa, Côte d'Ivoire. *African Journal of Microbiology Research*. 2018; 12(35): 857 - 865.
21. Addo-Glover MG, Andoh, LA, Obiri-Danso K. Profile of resident microbes causing spoilage in "olewonyo", a locally produced non-alcoholic beverage in Kumasi, Ghana. *International Adv Research Journal Science Engineering Technology*. 2016; 3(1): 89 - 94.
22. Bristone C, Mariyam K, Ogori FA, Badau MH, Joeguluba O (2018). Microbial Quality Evaluation of Zobo Drink Sold in University of Maiduguri. *Food Science and Nutrition Technology*. 2018; 3(1): 000137.
23. Baidoo W, Kunadu A P H (2018). Using low technology to improve the safety of informal-vended brukina—A fermented milk and millet smoothie in Ghana. *African Journal of Food, Agriculture, Nutrition and Development*. 2018; 18(3): 13646 - 13663.
24. Hadžić V, Bačić A, Ahmetović N (2017). Microbiological Analysis Of Pasterurized And Sterilized Milk With Emphasis On The Impact Of Storage Time And Temperature On The Growth And Development Of Microorganisms. *Journal of Hygienic Engineering and Design*. 2017:18 - 22.
25. Obeng Musah, B., Nii-Trebi, N. I., Nwabugo, M. A., & Asmah, R. H. (2014). Microbial Quality of Locally Prepared Hibiscus Tea in Accra Metropolis, Ghana. *IOSR Journal of Environmental Science, Toxicology and Food Technology*, 8(11), 23 - 27.
26. Risiquat RO. Bacteriology Quality of Zobo Drinks Consumed in Some Parts of Osun State, Nigeria. *Journal of Applied Science and Environmental Management*. 2013; 17(1): 113 - 117.
27. Saxena G, Bharagava RN, Kaithwas G, Raj A. Microbial indicators, pathogens and methods for their monitoring in water environment. *Journal of Water and Health*. 2015;319 - 339.
28. Halkman HBD, Halkman AK. Indicator Organisms. In: Batt CA, Tortorello ML, editors. *Encyclopedia of Food Microbiology*. 2nd Edition. Academic Press; 2014: 358 - 363
29. Yeboah-Awudzi M. Microbial Hazard Analysis and Development of Control Measures for Bissap Drink (sobolo). Doctoral Dissertation. 2016
30. Mengist A, Aschale Y, Reta A. Bacterial and parasitic assessment from fingernails in Debre Markos, Northwest Ethiopia. *Canadian Journal of Infectious Diseases and Medical Microbiology*. 2018; 7 pages.
31. Mohd Nawawee NS, Abu Bakar NF, Zulfakar SS. Microbiological safety of street-vended beverages in Chow Kit, Kuala Lumpur. *International Journal of Environmental Research and Public Health*. 2019;16(22): 4463
32. Mwambete KD, Peter A. Microbiological Quality of Juice Beverages Available in Dar es Salaam and Resistance Profiles of Microbial Contaminants. *East and Central African Journal of Pharmaceutical Sciences*. 2011;14(3).

APPENDIX

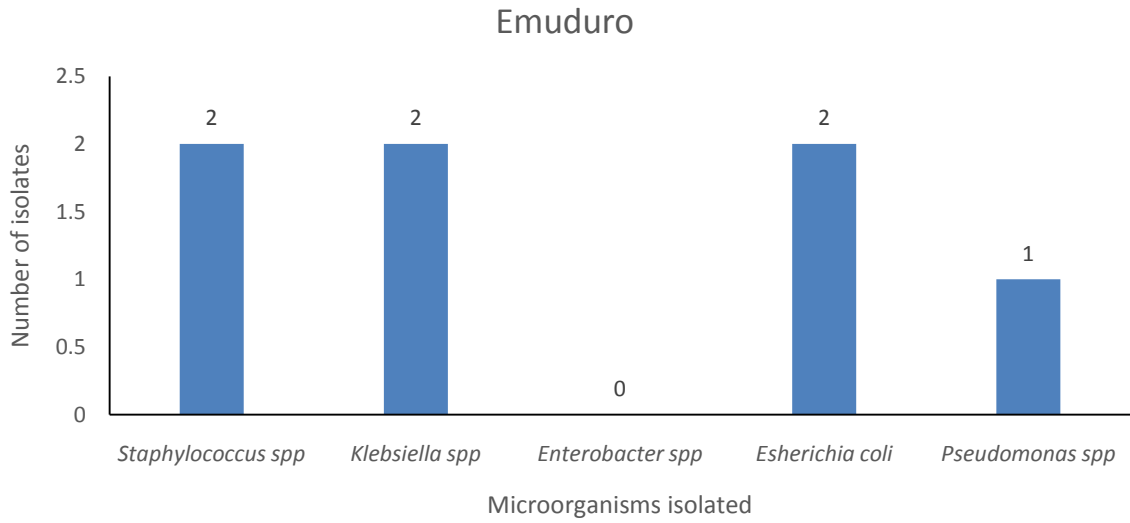


Figure 1: Microorganisms isolated from 'Emuduro'

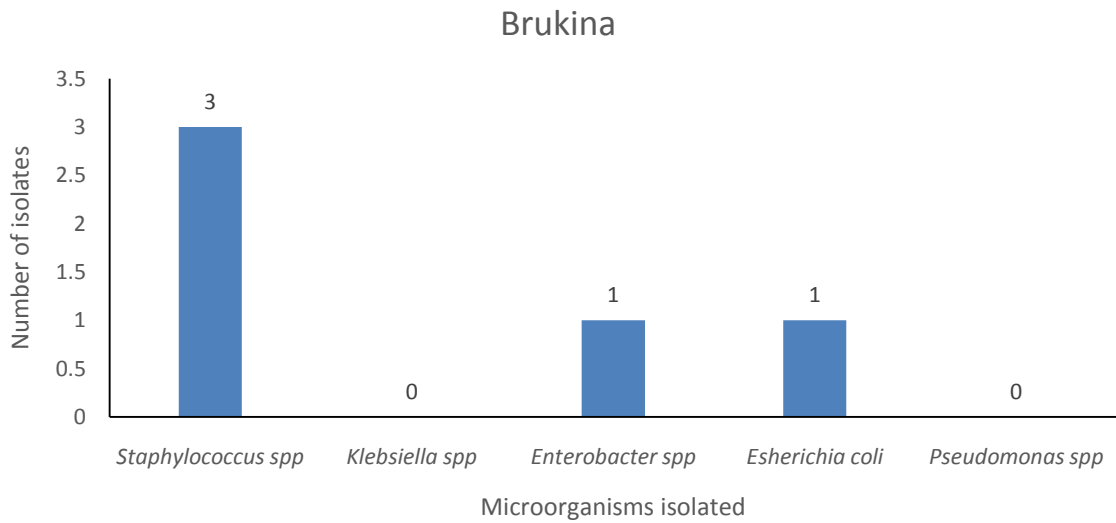


Figure 2: Microorganisms Isolated from 'brukina'

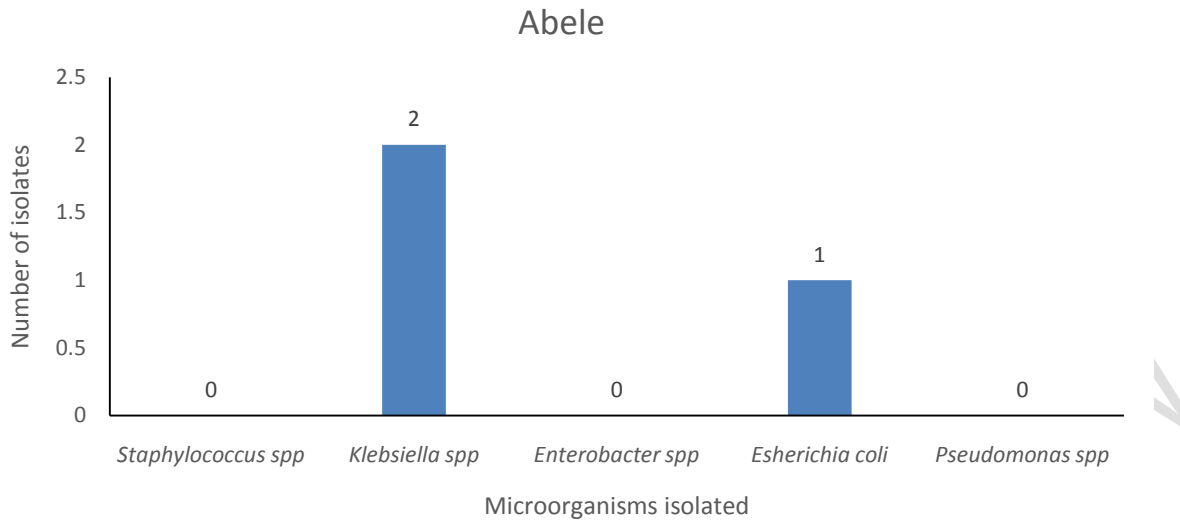


Figure 3: Microorganisms isolated from 'Abele'

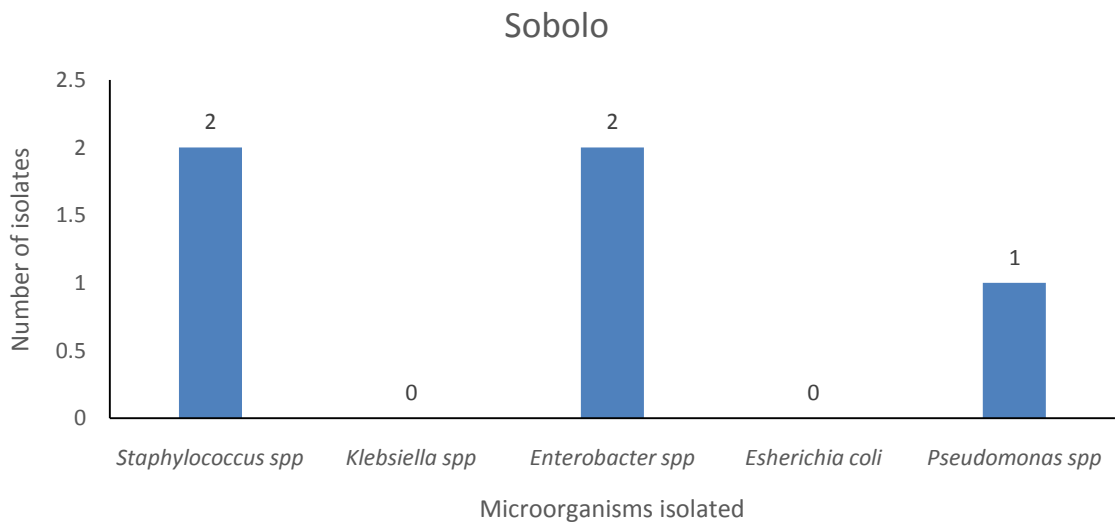


Figure 4: Microorganisms isolated from 'Sobolo'

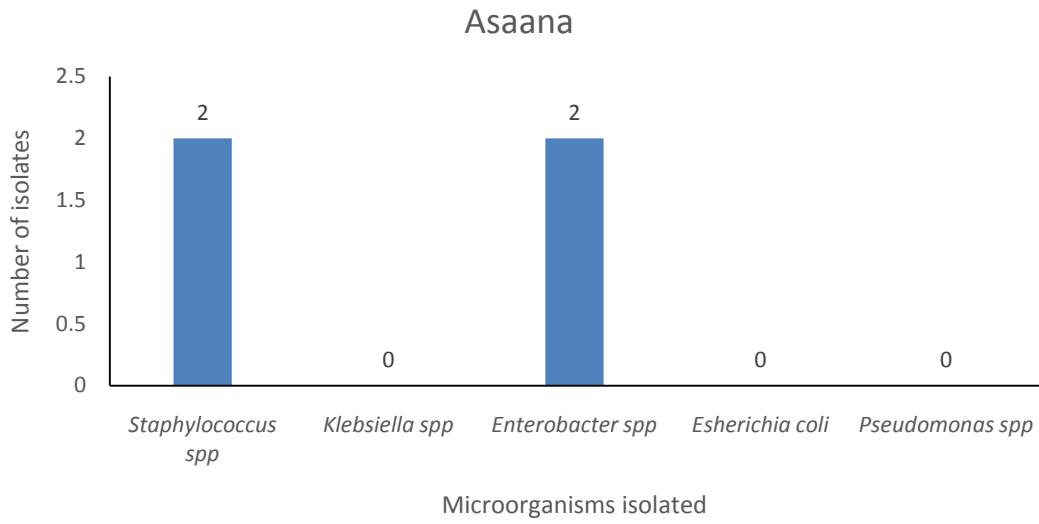


Figure 5: Microorganisms isolated from 'Asaana'

UNDER PEER REVIEW