

Original Research Article

Evaluation of the efficacy of castor oil as a biopesticide in the treatment of *Leucinodes orbonalis* L., a pest of eggplant (*Solanum melongena*).

Comment [EG1]: Incorrect name and do italic

Comment [EG2]: Incorrect name and do italic

Comment [EG3]: Title of the work never end with full stop.

SUMMARY

Leucinodes orbonalis is a pest of Aubergine. It is currently managed using synthetic chemical pesticides. However, certain plants with insecticidal properties can be used to control *Leucinodes orbonalis* in aubergines. To study the effectiveness of the castor oil solution, a trial was carried out at the ISAV in Faranah. Castor oil was extracted using a press machine with a yield of 0.41 l/kg. Under field conditions, the study involved 80 aubergine plants. The parameters monitored were: incidence of attack, number of plants leafed out and productivity. The survival of *Leucinodes orbonalis* larvae after treatment was also estimated in vitro. The doses used were: D0 = 0 l/ha (control); D1 = 2.5 l/ha; D2 = 5 l/ha and D3 = 7.5 l/ha. The results showed that the incidence of attack after treatment was 68% for the control. However, this incidence was 10, 4 and 2% respectively for doses D1, D2 and D3. With regard to the number of plants thinned out, the rates were 68% for the control, 33% for D1, 17% for D2 and 8% for D3. Productivity was: 3.0 t/ha for the control; 5 t/ha for D1; 8 t/ha for D2 and 11.02 t/ha for D3. Survival of *Leucinodes orbonalis* larvae after application of the castor oil solution was 92%, 20%, 10% and 0% respectively for the D1, D2 and D3 controls. Analysis of the results shows that the 7.5 l/ha dose of castor oil is a good biopesticide for controlling *Leucinodes orbonalis*.

Comment [EG4]: Write full correct name with scientist name at first instance

Key words: Biopesticide, castor oil, *Leucinodes orbonalis*, Aubergine.

Comment [EG5]: First letter capital as you did in other keywords

1. INTRODUCTION

Aubergines (*Solanum melongena*) play an important role in the human diet and make a significant contribution to family incomes in West Africa. [1]. This crop is grown for local consumption and for sale [2]. Statistics for 2021 show that world aubergine production is around 54 million tonnes a year, of which 34.1 million tonnes are produced by China. In Africa, Egypt is the leading producer, with 1.4 million tonnes a year [3]. Aubergines can be eaten raw, cooked or fried with spices in stews [4]. Aubergine fruit contains fibre, potassium, vitamin C, B-6 and antioxidants that support heart health [2]. In the Republic of Guinea, aubergine production is facing strong pressure from pests and climatic conditions (low rainfall), as well as poor soils that limit productivity. These pressures reduce yield and marketability [5,6].

Comment [EG6]: Italic and write full correct name with mentioning scientist name *Solanum melongena* L.

Among these pests, *Leucinodes orbonalis* is a devastating insect that causes enormous damage to aubergine crops [7]. The larvae pierce the flower buds (flower petals) and fruit, leaving open the possibility of secondary infection by fungi and bacteria. As a result, yields are reduced from 1.14 to 9 t/ha [8]. To combat this pest, most market gardeners use chemical insecticides in their plots [5]. These chemical insecticides not only make aubergine production unsustainable, but can also cause chronic and acute poisoning in humans. They can even cause disorders in human reproduction, gene mutation and carcinogenic effects. The rate of infestation of aubergine plants by *Leucinodes orbonalis* can reach 90% [4].

Comment [EG7]: Italic

Traditionally, some growers have used indigenous knowledge, such as the use of neem oil and garlic bulb extract to control this pest. The use of these solutions kept the incidence of attack by *Leucinodes orbonalis* below 17% [4]. Similarly, the use of emamectin benzoate and buprofezin reduced the incidence of attacks to 4% [6].

Castor oil is a common insecticide plant, easily accessible to most farmers. It contains over 87.7% ricin, making it an effective and efficient insecticide. [10]. The use of castor oil can therefore be an asset in the fight against *Leucinodes orbonalis*. Optimising the management of *Leucinodes orbonalis* through the use of pesticidal plants is a promising alternative for sustainable agriculture and reduces the health and environmental risks [11]. With this in mind, the following question was asked, which this article will attempt to answer: Can *Leucinodes orbonalis* L. be controlled by a castor oil solution?

To answer this question, the main objective set in this study is to assess the effectiveness of castor oil on *Leucinodes orbonalis* as pesticide. To achieve this objective the castor oil will be firstly extract a secondly, that oil will be test on *Leucinodes orbonalis*

2. MATERIALS AND METHODS

2.1. Presentation of study areas and plant material

The Study was conducted at the experimental station of the Agriculture Department of the Institut Supérieur Agronomique et Vétérinaire de Faranah (10°03'10" N, 10°44'38" W), Republic of Guinea. The trial was conducted on ferralitic soil. Analyses were carried out according to the protocol given by author's name [12].

The Barbentane variety of aubergine (*Solanum melongena*) was used as experimental material for the study.

Comment [EG8]: Italic

2.2. Castor bean seeds collection and oil extraction

Castor bean seeds were obtained on the left bank of the Niger River in the centre of Faranah (10°02'12" N, 10°44'27" W) and at an altitude of 433 above sea level. Seeds were harvested when fruit maturity per inflorescence cluster was above 50%. The onset of ripening was observed on fruit spines by changing their colour from red to brown. Castor oil was extracted using a machine (Figure 1). A total of 24.5 kg of seeds were used to obtain 10 litres of castor oil, giving a yield of 0.41 l/kg.

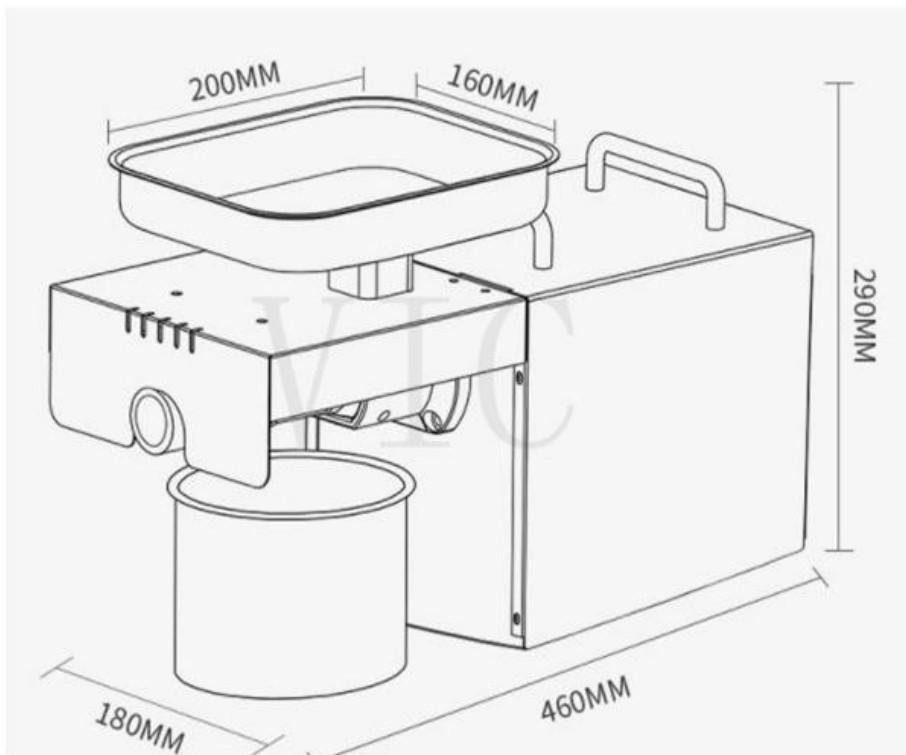


Figure 1: Characteristics of the small oil press (make: CIV and code: 8419409090)

2.3 Experimental set-ups and process

a. Testing castor oil solution on aubergine plants

The study was carried out in a completely randomised design with four doses repeated four times such that D0 = 0 l/ha (control), D1 = 2.5 l/ha; D2 = 5 l/ha and D3 = 7.5 l/ha. The formulations during application were: (0; 130.68; 131.76; 132.84 ml/plot) for D0, D1, D2 and D3 respectively.

A total of one hundred and ninety-two aubergine plants were transplanted onto plots measuring 3 m in length and 1.8 m in width. Data were collected for 105 days.

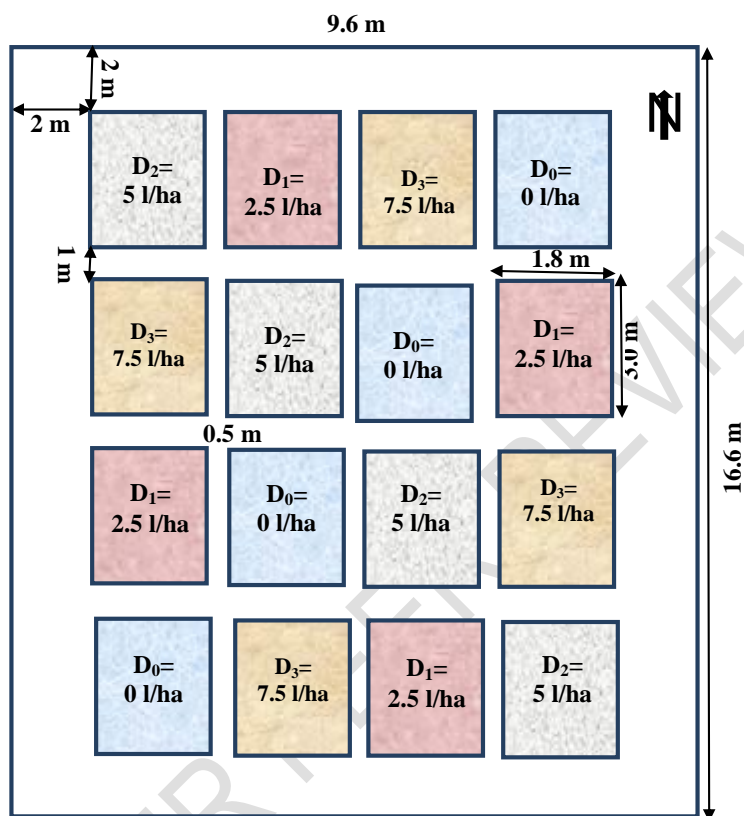


Figure 2: Experimental set-up for evaluating the oil solution in the field.

b. In vitro test of the survival rate of *Leucinodes orbonalis* larvae

The protocol described by Abdul et al. (2021) was used [13]. The *Leucinodes orbonalis* larvae used in the experiment were obtained after rearing an adult female in a plastic container at a laboratory under ambient temperature of $26 \pm 5^\circ\text{C}$ and a relative humidity of $75 \pm 3\%$. Aubergine leaves were used as the food source. Eggs were laid in batches in the container. After incubation, one hundred and sixty 12-day-old *L. orbonalis* larvae were used for the survival test. The *L. orbonalis* larvae were divided into sixteen beakers at a rate of ten larvae per beaker. The beakers were covered with muslin cloth to prevent the larvae escaping (Figure 3).

The experimental set-up used was a Randomised Complete Block (RCB) with four doses repeated four times. The treatments used were different doses of castor oil solution (0 ml; 0.125 ml; 0.25 ml; 0.375 ml oil/beaker). *L. orbonalis* larvae were distributed in sixteen beakers at a rate of ten larvae per beaker. The formulations applied were: 1.0 ml for the control; 1.125 ml for D_1 ; 1.25 ml for D_2 and 1.375 ml for D_3 .

Comment [EG9]: Italic

Comment [EG10]: Italic

Comment [EG11]: Italic

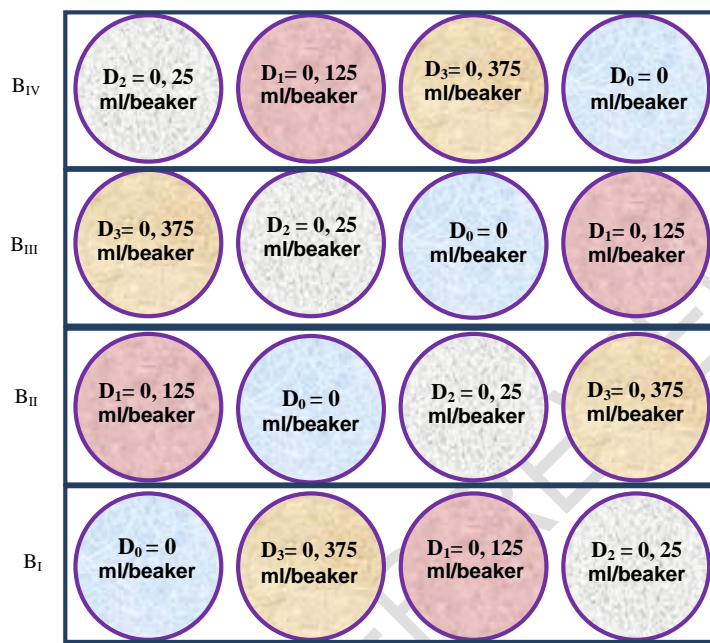


Figure 3: Device used to test the survival rate of *L. orbonalis* larvae in vitro.

2.4. Phenological observations

Phenological observations focused on recovery, branching, flowering, fruiting and ripening. Phenophase times were recorded until at least 50% of the plants in the elementary plot had completed the following phases[14].

2.5. Evaluation of the incidence of Leucinodes attack and the rate of plants stripped of leaves

Comment [EG12]: Italic

Out of a total of 192 aubergine plants, 80 plants were sampled using the FAO W method (2019) [15]. Data on the incidence of attack and the rate of leaf removal were obtained by counting the number of plants showing symptoms of *Leucinodes* attack. The data were recorded during the flowering period (55 days after sowing) and ripening (88 days after sowing). The incidence of attack and the rate of stripped plants were calculated using the formula described by Oertel (2018) and Johnson et al. (2018) [16 ,17].

$$\text{Incidence of attack} = \frac{\text{Number of plants attacked}}{\text{Total number of plants}} \times 100$$

$$\text{Rate of plants with leaves removed} = \frac{\text{Number of leaves attacked}}{\text{Total number of sheets}} \times 100$$

2.6. Evaluation of plant productivity

Productivity per hectare was determined by extrapolating the production of each elementary plot considered as a yield square. According to Tchegueni et al (2022) and Yeo et al (2022) [14, 18]. The following formula was used:

$$\text{Productivity (t/ha)} = \frac{\text{Weight of fruit harvested from useful plants (Kg)}}{\text{Area occupied by these plants (m}^2\text{)}} \times \frac{10\,000\text{ m}^2}{1000}$$

2.7 Survival rate of *Leucinodes orbonalis* larvae

Comment [EG13]: Italic

Data on the survival rate of *Leucinodes orbonalis* larvae were obtained by counting the number of dead larvae in the beakers after application of the castor oil solution. The data were recorded over a 24-hour period and the survival rate was calculated using the formula of Ojuu et al. (2023) [19].

$$\text{Survival rate} = \frac{\text{Number of dead Leucinodes orbonalis larvae}}{\text{Total number of Leucinodes orbonalis larvae}} \times 100$$

2.8. Data analysis

Data were collected and entered using Microsoft Excel 2021 spreadsheet software. SPSS 22 Windows software was used for statistical analysis of the data. Origin Pro 9.0 software was used to generate the graphs.

3. RESULTS AND DISCUSSION

3.1 Results

Physico-chemical characteristics of the soil

Table 1 shows the various results obtained on the physico-chemical characteristics of the soil. The granulometric analyses show the following characteristics: sand (63.62%), silt (8%), clay (18%). According to the FAO textural triangle, the soil has a sandy-loam texture. The soil has an acid pH (5.6), a low content of major assimilable nutrients (N: 2.00 mg kg⁻¹; P₂O₅: 14.66 mg kg⁻¹ and K₂O: 99.83 ppm) and an organic matter content of 0.84%.

Table 1: Soil analyses according to theRostae (2021) et Yeo (2022) [13 , 14].

Details	Value
Sand (%)	63.62
Silt (%)	8.00
Clay (%)	18.00
Texture	Silty-sandy
Bulk density (g cm ⁻³)	1.43
Real density (g cm ⁻³)	2.14
pH (water)	5.60
Organic matter (%)	0.84
Assimilable nitrogen (mg kg ⁻¹)	2.00
Details	14.66
Sand (%)	99.828

Meteorological data recorded during the trial period

Table 2 shows the results of the meteorological data recorded during the trial period. The mean temperature was 26.57°C, total rainfall 104.10 mm, mean relative humidity 80.88% and mean wind speed 1.99 m. s⁻¹.

Table 2: Meteorological data recorded during the trial (May - August 2023)

Details	Value	Methods
Average temperature (°C)	26.57	According to the method described by Vanlande (1995) [20]
Relative humidity (%)	80.88	
Total rainfall (mm)	1042.10	
Wind speed (m s ⁻¹)	1.99	

Source: ISAV agro-meteorological station (2023)

Phenological observations

The results of the phenological observations obtained during the vegetative cycle (Table 4) show that the duration of recovery, branching and flowering were uniform for all the treatments, respectively 1, 5 and 8 days after sowing. On the other hand, D0 showed a demarcation for the duration of fruiting (12 days) and ripening (7 days). However, the duration for doses D1, D2 and D3 was uniform, with 6 days for fruiting and 4 days for ripening. This demarcation in fruiting and ripening can be explained by the fact that the control plants were heavily attacked by *Leucinodes orbonalis* (Table 3).

Table 3: Descriptive statistics for the duration of the various phenophases

Castor oil solution	Takeover			Branching			Flowering			Fructification			Maturation			Vegetative cycle
	D	F	d	D	F	d	D	F	d	D	F	d	D	F	d	
D ₀	4	4	1	32	36	5	40	47	8	83	95	12	98	105	7	105
D ₁	4	4	1	32	36	5	40	47	8	83	88	6	95	98	4	98
D ₂	4	4	1	32	36	5	40	47	8	83	88	6	95	98	4	98
D ₃	4	4	1	32	36	5	40	47	8	83	88	6	95	98	4	98

Analysis of variance of the parameters studied

Analysis of variance showed that all treatments had a significant effect on *Leucinodes orbonalis* (P <0.05) except for the incidence of attack before application of the castor oil solution under field conditions (P <0.05). The evaluation of the survival rate of *Leucinodes orbonalis* larvae during the in vitro experiment was highly significant (P <0.01). A comparison of the averages of the following parameters: incidence of *Leucinodes* attack before and after application of the castor oil solution, the effect of this solution on plant thinning, aubergine productivity and on *Leucinodes orbonalis* larvae are shown in Figures 4, 5 and 6.

Table 4: Summary of analyses of variance

		Sum of squares	ddl	Medium square	F	Sig.
Incidence of attack by <i>Leucinodes orbonalis</i> before treatment	Intergroups	249.00	3	83.00	.00	.245
	Intragroup	1431.00	12	119.00		
	Total	1681.00	15			
Incidence of <i>Leucinodes orbonalis</i> attack after treatment	Intergroups	12159.00	3	4053.00	76.00	.000
	Intragroup	637.00	12	53.00		
	Total	12797.00	15			
Number of plants thinned	Intergroups	111.00	3	37.00	42.00	.000

Comment [EG14]: analysis

out during the cycle	Intragroup	10.00	12	.00		
	Total	122.00	15			
Productivity of post-harvest treatments	Intergroups	130.00	3	43.00	9.00	.002
	Intragroup	56.00	12	4/00		
	Total	187.02	15			
Survival rate of Leucinodes orbonalis	Intergroups	21218.00	3	7072.00	125.0	.000
	Intragroup	675.00	12	56.00		
	Total	21893.00	15			

Incidence of Leucinodes attack before and after application of the castor oil solution.

Analysis of the results shows that the incidence of attack on aubergine plants by treatment varied. We noted 39% for D0 (control) and D1, 35% for D2 and 46% for D3. After application, the incidence of attack was 68% for D0 (control), 10% for D1, 4% for D2 and 2% for D3. The reduction in the incidence of attack after application was proportional to the increase in the dose of castor oil solution (Figure 4).

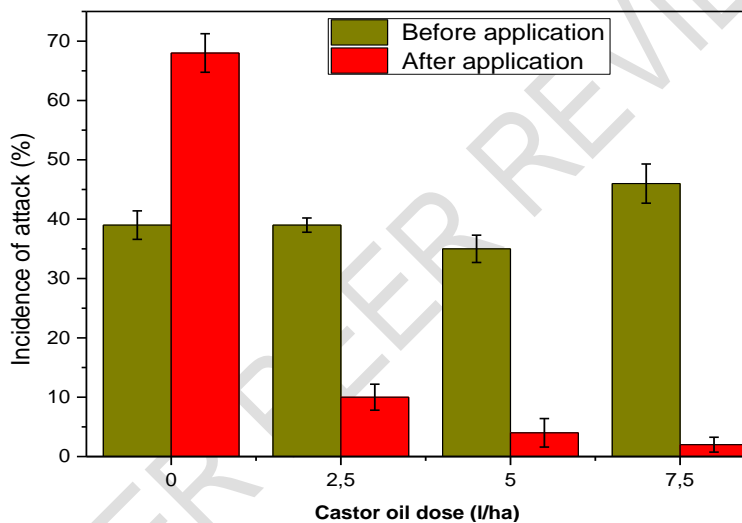


Figure 4: Effect of castor oil solution on incidence of attack (%)

Effect of castor oil solution on plant stripping and aubergine productivity.

The effect of the doses of castor oil solution was highly significant ($P < 0.001$). Analysis of Figure 2 shows that the number of plants with leaves removed was 67, 33, 25 and 8% respectively for D0, D1, D2 and D3.

In terms of productivity, the control gave a yield of 3.0 t/ha. However, when the treatment was increased to 2.5 l/ha, 5 l/ha and 7.5 l/ha, yields increased by 5, 8.25 and 11.02 t/ha respectively (Figure 5).

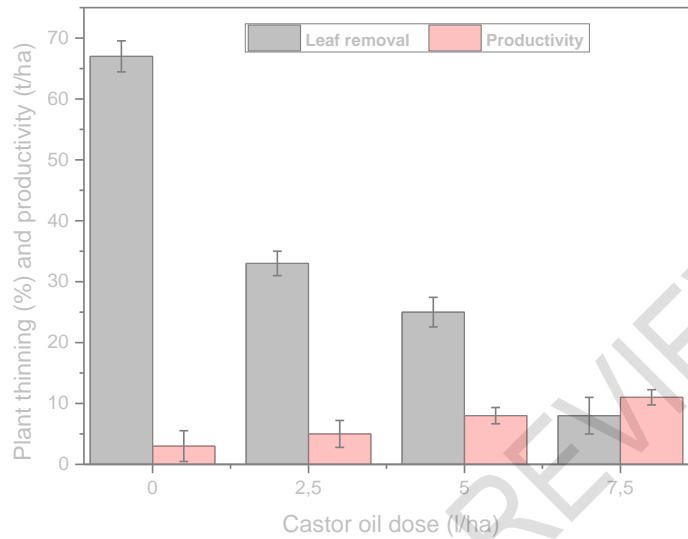


Figure 5: Plant productivity as a function of treatment dose

Effect of castor oil solution on *Leucinodes orbonalis* larvae.

The influence of castor oil doses on the survival rate of *Leucinodes orbonalis* larvae is shown in Figure 6. Analysis of this figure shows that the survival rate of larvae after in vitro testing of the castor oil solution was 92% for D0 (control), 20% for D1, 10% for D2 and 0% for D3. The downward trend in survival rate correlated with the dose of castor oil solution (Figure 6).

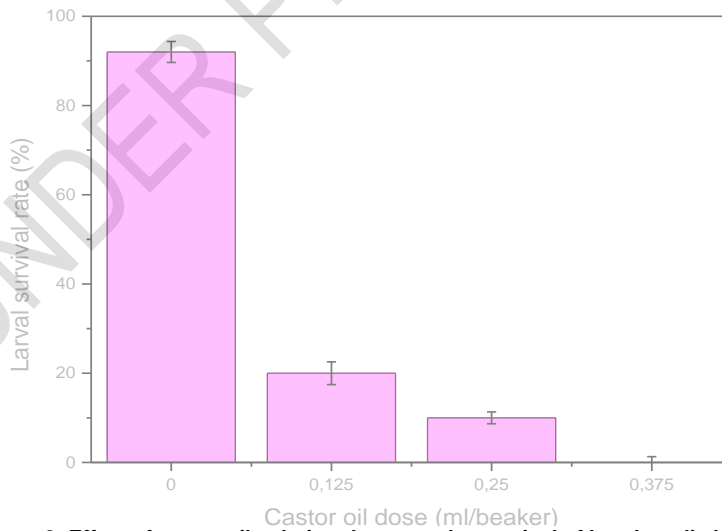


Figure 6: Effect of castor oil solution doses on the survival of *L. orbonalis* larvae

3.2. DISCUSSION

The experiment was conducted to assess the effect of castor oil doses on *Leucinodes orbonalis* L. On day 35, after transplantation, the presence of *Leucinodes orbonalis* L. was noted as reported by Tarnagda et al. (2017) [7] which states that *Leucinodes* infestation of aubergine fields occurs at all stages of development. In terms of productivity, D0 (control) gave 3 t/ha, while D1, D2 and D3 gave 5, 8 and 11.02 t/ha respectively. These results are in line with those obtained by Etienne et al (2020) [6] who describe that experimentation with several biopesticides on *Leucinodes orbonalis* L. resulted in production yields between 3 t/ha and 14 t/ha. The doses of castor oil tested in the trial proved effective in controlling *Leucinodes orbonalis* L. both under field conditions and in the in vitro test at the larval stage. The incidence of plant attack by *Leucinodes* before application of the castor oil solution was generally high for all treatments (39 to 46%). This incidence corroborates the idea of d'Owen et al.(2023)[4]who found said that the incidence of attack on aubergine plants by *Leucinodes orbonalis* L. varied from 20 to 90%. After application, this incidence was 68% for the control, 10% for D1, 4% for D2 and 2% for D3. These values are much lower than those given by Tarnagda et al. (2017) [7] who reported that the use of garlic extract on aubergine reduced the incidence of *Leucinodes* attack from 17.07 to 25.60%. Similarly, the use of neem oil enabled Owen et al.(2023)[4] to reduce this attack threshold by 3 to 5%. These values are lower than those given by our various treatments.

Evaluation of the survival rate of *Leucinodes orbonalis* larvae after the in vitro test gave rates varying between 0 and 92%. These rates are close to those obtained by Djagni and Fok (2010) [21] which states that the rate of *Leucinodes orbonalis* after a biopesticide test varies from 55.56 to 83.70%.

4. CONCLUSION

Climatic conditions are generally favourable for aubergine cultivation and for the proliferation of the pest *Leucinodes orbonalis* during the study period. The use of the doses of castor oil solution in the present study showed efficacy as management options for *Leucinodes orbonalis* in aubergine production applied as a biopesticide. The incidence of attack after application was 68% for D0; 10, 4, 2% for D1, D2 and D3 respectively. The survival rate of *Leucinodes orbonalis* larvae after in vitro testing of the different doses of castor oil solution was 92% for D0 (control). For leaf removal, we noted 67% for D0 (control), 33% for D1, 25% for D2 and 8% for D2. In terms of productivity, we obtained 3 t/ha for the control; 5, 8 and 11.02 t/ha respectively for D1, D2 and D3. Castor oil could therefore be used to control *Leucinodes orbonalis* L without resorting to synthetic chemical insecticides.

REFERENCES

- [1] B. S. Diaouma, T. Amadou, S. T. Bachir, D. Mamoudou, Y. Nourou, and D. Adjani, " Analysis of the distribution of market garden produce in Dakar (Senegal): logic and operation based on three urban markets ", 2023.
- [2] N. Gürbüz, S. Uluişik, A. Frary, A. Frary, and S. Doğanlar, "Health benefits and bioactive compounds of eggplant", Food Chem. vol. 268, p. 602-610, 2018.
- [3] CTIFL, "CTIFL_Memento_aubergine.pdf". 2021.
- [4] E. A. Owen, E. A. Akpan, and I. A. Udo, "Comparative efficacy of some botanical insecticides in the control of eggplant fruit and shoot borer (*leucinodes orbonalis* guenee)", Glob. J. Agric. Sci. 22, no. 1, pp. 191-196, 2023.
- [5] L. Brader, "Integrated Pest Control in the Developing World", Annu. Entomol Rev. 24, no. 1, pp. 225-254, 1979, doi: 10.1146/annurev.en.24.010179.001301.
- [6] A. Etienne, O. Alexis, and D. C. Wilson, " Evaluation of the Acaricidal Activity of Some Biopesticides on the Tarsonema Mite, Polyphagotarsonemus Latus Banks (Acari: Tarsonemidae) Infestant Aubergine Gboma (*Solanum Macrocarpon* L.) In southern Benin ", 2020, Accessed on: 30 November 2023. [On-line]. Available on: https://www.academia.edu/download/63709487/12979-Article_Text-38871-1-10-2020053120200622-108736-1d9fzy4.pdf

Comment [EG15]: Italic

Comment [EG16]: Italic

Comment [EG17]: Italic

Comment [EG18]: Italic

Comment [EG19]: Need to be improvised, rewrite, do italic the scientific names, write correct conclusive statement.

- [7] B. Tarnagda et al, " Evaluation of agricultural practices for leafy vegetables: the use of pesticides and chemical inputs on market garden sites in Ouagadougou, Burkina Faso", *J. Appl. Biosci.* vol. 117, p. 1
- [8] B. Cissé, A. Ratnadass, L. Mengual, et C. Dembélé, « Insecticidal effect of *Jatropha* extracts on sorghum stem borers and panicle bugs in Mali », CIRAD, 1997. Accessed on: 30 November 2023. [On line]. Available on: <https://agritrop.cirad.fr/465369>
- [9] B. Tarnagda et al, "Evaluation of agricultural practices for leafy vegetables: the case of pesticide and chemical input use on market garden sites in Ouagadougou, Burkina Faso," *J. Appl. Biosci.* vol. 117, no. 1, p. 11658, Nov. 2017, doi: 10.4314/jab.v117i1.3.
- [10] N'guessan et al., « Effect of the corn-cowpea association on the organic carbon dynamics of the soils of two plots in real culture in northern Côte d'Ivoire ». 2019.
- [11] B. B. Yarou *et al.*, « Pesticidal plants and the protection of vegetable crops in West Africa (literature review)", *Biotechnol Agron Soc Env.*, 2017», *Biotechnol Agron Soc Env.*, 2017.
- [12] J. Petard, « Soil analysis methods Volume 1.pdf ». 1993.
- [13] A. B. Rostaee, N. A. Adam, et S. Jamian, « Life cycle and determination of larval instars of *Leucinodes orbonalis* Guenee (Lepidoptera: crambidae). », 2021.
- [14] K. T. Yeo, L. Fondio, and K. L. Kouakou, « Rear effect of three food legumes on aubergine productivity (*Solanum aethiopicum* L.), grown in Bouaké in central Côte d'Ivoire », 2022.
- [15] FAO, « Guidance Note 2, the armyworm - prospecting ». Accessed: 31 October 2023. [Online]. Available at: <https://www.fao.org/3/i8321fr/i8321fr.pdf>
- [16] Oertel R., « International Union for the Protection of New Varieties of Plants: project 5 castor bean (*Ricinus communis*) ». Accessed: 30 November 2023. [Online]. Available from: https://www.upov.int/edocs/mdocs/upov/fr/tc_54/tg.pdf
- [17] F. Johnson, A. Gbon Gueu, J. P. Boga, et N. Aby, « Impact of insects and nematodes on aubergine production *Solanum aethiopicum* Linné, 1756 Djamba F1 variety in the peri-urban area of Abidjan, Côte d'Ivoire », *Int. J. Multidiscip. Res. Dev.*, 2018.
- [18] M. Tcheguani *et al.*, « Effect of maize-soybean and maize-cassava cropping associations on the dynamics and damage of the armyworm *Spodoptera frugiperda* (Lepidoptera: Noctuidae) and maize grain yield in southern Togo », *Int. J. Biol. Chem. Sci.*, vol. 16, n° 4, p. 1399- 1410, 2022.
- [19] D. Ojuu, D. J. Agolei, R. Amayo, C. Andiku, D. Alibo, et G. Turyasingura, « Efficacy of Neem and Eucalyptus Leaf Powders for the Management of Maize Weevil *Sitophilus zeamais* Motschulsky (Coleoptera: Curculionidae) in Dried Sweet Potatoes », *Int. J. Plant Soil Sci.*, vol. 35, n° 20, p. 24- 33, 2023.
- [20] C. Vanlande, « Analysis methods used by the Pedology Section of the Directorate of Hydraulics and Rural Equipment », 1955.
- [21] K. K. Djagni and M. Fok, « Potential hazards of insecticide use in cotton growing in Togo from 1990 to 2010 », 2019, Accessed: 30 November 2023. [Online]. Available at: <https://agritrop.cirad.fr/594425/1/cagri190033.pdf>