

Synergistic Biohydrogen Production from Microalgae: A Green Energy Pathway for Sustainable Fuel, Environmental Stewardship, and Enhanced Efficacy

Abstract-

The growing demand for sustainable and eco-friendly energy sources has led to increased exploration of biohydrogen production as a promising alternative to conventional fuels. This study delves into the synergistic biohydrogen production from microalgae, presenting a green energy pathway that not only addresses the need for sustainable fuel but also champions environmental stewardship. Through a comprehensive analysis of the cultivation, harvesting, and biohydrogen extraction processes, this research highlights the potential of microalgae as a valuable resource for renewable energy. Furthermore, it discusses the enhanced efficacy of biohydrogen production through the integration of microalgae-based systems. The study underscores the importance of harnessing the power of microalgae in driving a sustainable future and reducing the ecological footprint of energy production.

Key words- Alloy, Material Science, Gas Turbine, Review, Performance, biohydrogen

1. Introduction

In the case of a gas turbine engine, the performance, including versatility and flexibility, makes the material more robust and lustrous. In terms of the machines that are being used for industrial and aeronautical purposes, The gas turbine engine is a kind of machine. which has different mechanical power properties [1]. An internal combustion engine light which works on the reciprocating principle. which continues when the working floor requires different kinds of compression measures. Hit criteria. influence in the individual components for that specific reason The components in the work will achieve the mechanical power of the thrust. The versatility and performance of the materials are critical to the turbine engine. the materials. In the turbine industry, focuses on the different key factors, which revolve around the competitive performance in terms of efficiency and optimised cost of the products. Genuine operations sit under the cycle of this, from industrial areas and epilepsy to thermal efficiency regulatory missions. In material science. The engines are gas turbines. The evolution of gas turbines is restricted to the different kinds of techniques which are available in the field of components of the material. Science is very challenging. So, in recent years, scientists have developed a different kind of gas turbine. In this span of 30 years, the development of total thrust to ratios and the double Royal efficiency materials have been developed and different materials. And different scientists have started experimenting with different kinds of materials and their efficacy. Ceramic and fibre performance metrics stopping the stagnation of more efficient gestures through material development.

Selection of the appropriate materials for the guest turbine components is very crucial. And due to this selection measurement, the proper material can boost the life of the different component in the guest terminal. A different kind of limitation in terms of temperature and other physical parameters are limiting the factors of the gas turbine efficiency and performance due to this

material efficiency at this particular moment. A different kind of limitation in terms of temperature and other physical parameters are limiting the factors of the gas turbine efficiency and performance due to this material efficiency at this particular moment. Some materials fails to maintain its efficacy, its performance and efficiency in terms of its components, robustness and versatility. Also, the different alloys are being used on the different temperatures. Applications which are generally higher cost than other materials. As a result, the performance and dependability of the gas turbine components. Due to its materials, The selection of the appropriate performing materials is a very crucial challenge becomes very predominant in terms of Material science and industrial application of gas turbine components [2] [3].

The blade resolution on high pressure has drawn the attention of different researchers in recent years. And the ability to move at these high temperatures depends on the combination of different materials. Improvements to these blades and the external and internal cooling parameters It now receives high-temperature turbine materials. The different kinds of compressed air blades from the different injected turbine blades Through this, they drilled smart small holes, whose purpose is to protect the layer on the edge of the blades and to secure the hot glue cases so they could not affect the blades directly. This particular review is the state of the art. Analysis provides a detailed examination of the advanced material proportion. Its components and synthesis and processes have been selected on different parameters for the gas turbine engines. While there are thousands of different components in a gas turbine engine, which focuses on the main components of these critical parts of the engine, this research and development in terms of evaluating the performance of the different materials for the guest turbine components is a novel idea.

The major contribution of this particular paper is as follows: In this paper, we have analysed the different kinds of materials. For example, the corrosion resistance parameters and different city alloys can improve the functionalities of the engine of the gas turbine and its components by having the appropriate materials can resist different kinds of physical disturbances. And this compressor is part of different kinds of dominant materials that have been used in different aeroengines in the titanium continent and the gas has different kinds of industrial pithora applications of turbine engines. Which components make up the blade, discs and the rotors of the temperatures that have been measured on the particular high-pressure compressors at the temperatures? There has been a structural performance to choose the maximum. Liable materials for these components. This paper is organised in this way where Section 1 introduces the background of the paper. Section 2 analyses the research gap and the parametric evaluation, whereas Section 3 has the critical state review analysis of the different kinds of materials and performance which have been gathered from the different literatures. which is published in SCI's Scopus Journal.

2. Literature Review

Various authors have demonstrated how advanced materials used for various types of turbine components can benefit in terms of complexity, efficiency, material performance, and material selections [4]. Different types of refined factor limitations are limiting the performance of various types of components such as turbine blades, combustors, turbine noses, turbine wheels, and compressive blades. Different kinds of materials which are used. So these turbine materials are subjected to significant rotational blending stresses which are extremely high in terms of the consequences of the normal statics [5]. So this kind of materials. On having different kinds of significant properties like high stiffness and tensile strength, Resistance crack propagation keeps track to avoid different kinds of distortions and resistance in high temperatures. High stiffness and tensile strength to ensure accurate blade [6].

The author has used appropriate metal selection management in several studies. And material performance improvement based on the different parameters, like emissions lifecycle cost, performance, efficiency, in the arena of the different superalloys [7]. The curve is being shown using the Guest Device, where the gas turbine performance is highly He replied in terms of temperature, which results in the greater need for the companies to achieve high efficacies and efficiencies in terms of nitrogen oxide emissions and different kinds of Poisonous gas emissions allow for different improvements in gas dependability based on performance. To achieve this kind of higher thermolysis, the commercial temperatures are The different materials have been proven to apply in the section that they have. Different Nikon content combinations result in good mechanical properties even in cast superalloys, with maximum temperatures secured in terms of oxidation and corrosion from various types of corrosive coatings location and resistance to over speed burst failure [8].

Any research that uses different nomenclature which ranges from the ceramic matrix composite and the original solidification and the turbine inlet temperatures are the nomenclature was divided into different sections to indicate different challenges and approaches. The weighted percent of the materials used at different temperatures were chosen the cobalt alloys' high temperature strength Materials are we proving to experience high temperatures where various types of material processing are demonstrated in material development? Isocratic techniques are used in powder metallurgy. The different materials with the supports and advancing techniques were proving the different ceramic silicon carbide matrixes and the result was that it was very promising in terms of the metrics and the monolithic ceramics, and in terms of the string, to failure performance [9].

A plethora of research the scenario of the incremental process of material cost is incremented and evaluated on the different materials of advancement. Which becomes more evidence in terms of the gas turbine engine industry in the form of the future perspective is the manufacturing of different kinds of materials which have different performance metrics like reductions in performance and integrity. So, due to this As a result, several integrations The advancement type of the materials in the gas turbine is, well, improved [10]. The problem in the hot corizon different kinds of coating materials and the design of this swiller in the complex kind of material

which handles the different loads and the different heat loads on the different conditions and the different physical conditions are advanced through these barriers of the coatings and applications through the stationary routings and this temperature is sufficiently not so robust. In terms of nickel, alloy is generally used in the stainless steel materials of this gaster bike [11].

In search of a coating Components have been focused on a very predominant site where the electron sources for the systematic causes have been shown at the strict turbine blade. During these operations, where the aggression of the different kinds of materials in terms of the coating must have a pure structure, which minimises the thermal conduction in the metal server cinematic in the winter. Corona porosity, which reduces thermal conductivity, has been adhering to various types of material turbine or research is in. The availability of the triple layer microstructure of the spatial applications of the materials. Search is a component of westerby like discs and plates. The powdered metallurgy processing with the production of the superalloys components has significant use of the nickel based superalloys and the superalloys have a large grade of the chemical composition in terms of the remarks of the iron based superalloys and the nickel based superalloys where the different grades like the material positions in terms of renamed asteroids and merles have been defined. To give these chemical compositions a different name and a different structure [12].

In much of the research on materials, the material selection has been reviewed in terms of the improvement of the performance of an engine. Where the turbine conditions have been generated on the different parameters, like limiting the corrosion resistance materials and high cost-limited materials, Density, excellent stiffness, and different Patel and these parameters have been adhered to judge the performance of the different materials. Although the materials in terms of the different kinds of ranges, higher pressures accelerate the various cooking processes of the various parameters. The alloys with optimizations would be commercially viable and dependable in terms of significant materials having the high treatment of these dust turbine components [13].

The detailed analysis of different material on material is shown in Table 1. Based on different parameters like High fatigue strength, Efficiency resistance, corrosion resistance, High strength Effectiveness High stiffness High strength High cost High strength High cost Low density the performance is evaluated .

Table 1. Detailed analysis of different material on material

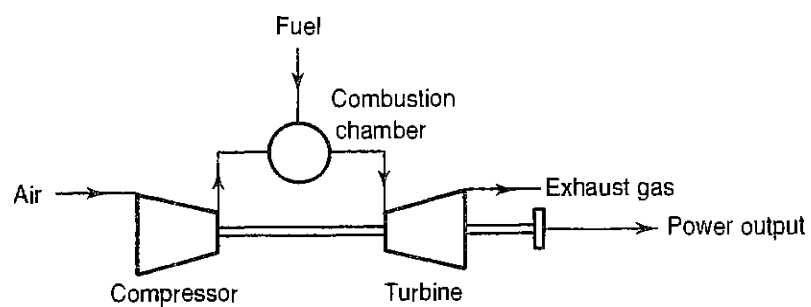
Approaches	Measured Attributes							Elements of performance		
	High fatigue strength	Efficiency	resistance	corrosion resistance	High strength	Effectiveness	High stiffness	High strength High cost	High strength High cost	Low density

[11]	✓				✓			✓		
[13]	✓				✓			✓		✓
[4]	✓	✓	✓		✓					
[16]	✓	✓			✓					
[21]	✓	✓	✓							
[34]	✓	✓			✓		✓	✓		✓
[33]				✓	✓		✓			✓
[32]				✓		✓	✓		✓	✓
[35]		✓			✓		✓			
[26]	✓			✓	✓	✓	✓			
[28]				✓	✓			✓		✓

3. REVIEW

1. Advanced Materials used for different components of Gas Turbine

In the early significant stretches of turbine improvement, extensions in edge mixture temperature from the state of the art compound temperature capacity addressed the vast majority of the



ending temperature increase until air-cooling was introduced, which decoupled ending temperature from the sharp edge metal temperature. Similarly, as the metal temperature advanced toward the 16000F (8700C) region, hot utilization of forefronts ended up being more life limiting than strength until the introduction of guarded coatings. During the 1980s, highlight turned towards two huge areas: chipped away at material advancement, to achieve more important state of the art compound capacity without relinquishing combination disintegration hindrance and significant level, significantly refined air [14].

Figure 1: sample gas turbine system [8]

Turbine Blades are introduced to essential rotational and gas bending nerves at incredibly high temperature, as well as real thermo mechanical stacking cycles in view of standard beginning up and end activity and astounding outings. The most awkward and testing point is the one organized at the turbine inlet, because, there are several challenges associated with it like, Extreme temperature. Regardless, the best change has happened in the nickel, where raised degrees of tungsten and rhenium are available. These parts are areas of strength for extraordinarily strategy supporting [b]. An basic late obligation has come from the blueprint of the compound grain in the single jewel edge, which has permitted the versatile properties of the material to enthusiastically be controlled even more.

Material utilized in Turbine Wheels: The vital parts of a turbine circle are to find the rotor bleeding edges inside the hot gas way and to send the power conveyed to the drive shaft. To keep away from over the top wear, vibration and shocking proficiency this should be accomplished with exceptional exactness, while getting past the warm, vibrational and extended strains obliged during development, as well as focus loadings emerging out of the cutting edge set. Creep and low cycle depletion obstacle are the central properties controlling turbine plate life and to meet as far as possible requires high reliability progressed materials having an agreement of key properties [15], [16].

Blower blading is particularly made by forgings, launch or machining. All creation sharp edges at this point have been conveyed using Type AISI-403 or AISI-403+Cb (both 12Cr) tempered gets ready. During the 1980s, another blower edge material, GTD-450 a precipitation established, martensitic tempered steel was brought into creation for forefront and uprated machines. For little to focus gas turbine blowers, the temperature loadings experienced right as of now range from - 50 to around 500°C. In the short to medium term the went on with utilization of worked on low-mix and ferritic tempered gets ready will be satisfactory. This ongoing circumstance will occur until huge expansions in blower temperatures are normal on account of essentially higher-pressure degrees and rotor speeds. In such a circumstance typical air subordinate headway, for example, titanium combinations, nickel blends and composites will be utilized [17]. The fundamental prerequisites of a covering are to protect sharp edges against

oxidation, deterioration and breaking issues. Coatings are there to keep the base metal from assault. Different advantages of coatings coordinate warm inadequacy from cyclic activity, surface faultlessness and disintegration in blower coatings and power development stacking when one is considering warm checks. An optional thought in any case maybe rather more relevant as far as possible is their capacity to persist through hurt from light effects without spalling to an illegal degree considering the subsequent move in the neighborhood metal temperatures [18].

2. Compressor parts for aircraft engines – Titanium alloys

Titanium has been a startling material in blower stages in aeroengines due of its high grit to weight ratio. Titanium concentration in aeroengines has increased from 3% in the 1950s to over 33% nowadays. Unlike numbers for the needs of innovative and metal cross segment composites for aeroengines, doubts about titanium blends have surfaced or are being pursued. High-temperature titanium compounds have found widespread use in aeroengines. For higher temperature applications, the optimal temperature limit for close composites is currently approximately 540 oC [19]. Because titanium strengthens have a temperature limit, the most hot sections of the blower, such as the circles and edges of the final blower stages, should be made from Ni-based superalloys. In aeroengines, high-temperature titanium compounds are widely used. The ideal temperature limit for close composites in higher temperature applications is now about 540 oC. Because titanium has a temperature limit, Ni-based superalloys should be used for the most hot areas of the blower, such as the circles and edges of the final blower stages. Today, the optimum temperature limit for close composites in high-temperature applications is roughly 540 degrees Celsius. Because titanium has a temperature limit, the most hot sections of the blower, such as the circles and edges of the final blower stages, should be made from Ni-based superalloys at just two times the weight. In addition, issues emerge related with the different warm extension immediate and the holding frameworks of the two mix structures. Thus goliath endeavors are in progress to develop a blower made totally of titanium. Titanium mixes are required that can be utilized at temperatures of 600 oC or higher. This has been the improvement for sweeping imaginative work in the space of raised temperature titanium composites. The dissipating coatings have been the most by and large saw type for ordinary security of superalloys. An external aluminide layer (CoAl or NiAl) with a predominant oxidation opposition is made by the response of Al with the Ni/Co in the base metal. Entirely slight layers of fair metals, for example, platinum have been utilized to additionally foster the oxidation square of aluminides. The stoneware coatings utilize an underlay of a use defensive layer e.g., MCrAlY that gives the oxidation opposition and principal offensiveness for top coat adherence. Disappointments happen by the warm development mix between the ended and metallic layers and by natural assault on the bondcoat. This sort of covering is utilized in consuming compartments, change pieces, meander aimlessly guide vanes what's more sharp edge stages. Further made effectiveness of gas turbine motors is perceived by embracing TBCs [20] [33].

3. Innovative machinery used in gas turbine blade materials

The gas turbine motor is a mechanism that uses a vaporous working liquid to transmit mechanical power. It's a gas-powered motor similar to Otto and Diesel chamber motors, with the major difference being the working liquid flows through the gas turbine continuously rather than sporadically. Strain, heat information, and extension must occur in separate portions for the functional liquid to grow steadily. As a result, a gas turbine is made up of multiple parts that work together and are synchronised to provide mechanical power in the event that modern applications, or push, develop when such machines are used for aeronautical reasons [34].

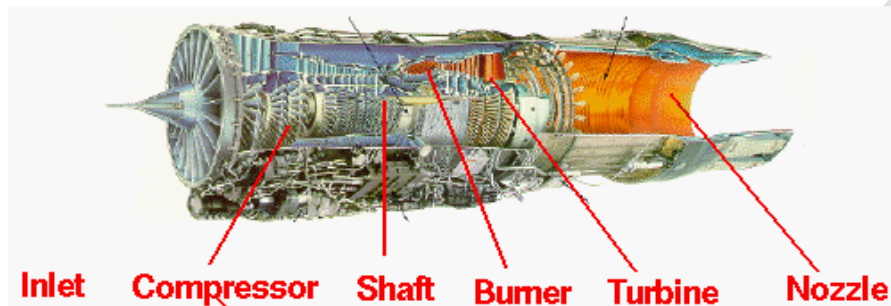


Figure 2: A typical gas turbine's component placement [16]

Due to their working conditions, current gas turbines have the most moderate and complicated progress in all areas; improvement materials are not an exception. As previously said, the most challenging and testing point is the one located at the turbine cove, due to a number of issues such as extreme temperatures (1400°C - 1500°C), high strain, high rotating speed, vibration, and a small stream location, among others. The transition from intended to routinely project to directionally set to single jewel turbine forefronts has resulted in a 250°C increase in permissible metal temperatures since the 1950s. Cooling headways, on the other hand, have virtually raised this value to the point where turbine area gas temperature has increased. The design of the combination grain in the single priceless stone edge has played a crucial ongoing role, allowing the material's adaptive characteristics to be managed even more eagerly [21].

Thermally saved earth coatings on metallic turbine cutting edges have enabled turbine motors to run at greater temperatures and, according to the rules of thermodynamics, improved efficiency in recent years. Dirty heated obstacle coverings are also widely used in turbine motors for motivation and power generation. Applying a layer of difficult affirmation ceramics to metal turbine edges and vanes allows the motor to run at greater temperatures while keeping harmful impacts off the metal. Further temperature upgrades might require the improvement of mud affiliation composites. Different generally outlined static parts for military and ordinary intentions are in the engine improvement stage, and guide vanes for essential blowers have been created to show process limit; such methodologies incorporate high level material directing and substance fume entrance that supply a persuading test. It will ultimately give off an impression of being in light of the fact that the distinctions are so high, however it will take far longer to give it to an adequate norm than was typical quite some time in the past [22] [35].

4 . Material used in Turbine Wheels and combustor

The main functions of a turbine circle are to locate the rotor cutting edges inside the hot gas path and to transfer the generated power to the driving shaft. To avoid extreme wear, vibration, and catastrophic capacity, this must be done with unimaginable precision, while getting through the warm, vibration, and prolonged pressures imposed during development, as well as crucial loadings emanating from the cutting edge set. The primary features governing turbine plate life are creep and low cycle weakness blockage, and to fulfil them as far as feasible, high validity advanced materials with an equilibrium of critical properties are required [29] [30].

- High vigour and flexibility to enable accurate edge district and overspeed burst protection.
- During stressful riding, high tiredness strength and confirmation from break development hinder break initiation and progression.
- Increased creep strength and resistance to curving in the circle's high-temperature areas.
- High-temperature oxidation resistance and hot-use attack resistance, as well as the capacity to overcome mechanical design damage.

A blower sharp edge is a cutting edge for use in a turbine or blower engine that has been machined to a precise and demanding level. The edges' primary function is to transport air to the tension unit. After that, the air is pumped into a tank and utilised by a blower apparatus. Blower edges are often composed of light, solid-colored materials. A blower sharp edge's whole structure is made of an alloyed metal that can be machined to a precise point and perspective. Because of its low weight and simplicity of shaping, aluminium is occasionally used for the front lines. The blower edge can also be made using more expensive materials. Depending on the situation, this is suitable. This is reasonable, depending on the purpose for which it will be used. A more grounded and lighter substance considers a more consistent and predictable improvement of whatever quantity of air is realistically predicted without any major unsteadiness at the margins [23] [24].

The combustor of a gas turbine has to withstand the highest gas temperatures and is subjected to creep, pressure stacking, high cycle, and heated fatigue. At this time, the materials are mostly sheet-outlined nickel-based super mixtures. For static components, they provide remarkable thermomechanical shortcoming, creep, and oxidation impediment, and may be formed into highly intricate geometries, such as combustor barrels and progress channels. Continuous progress of heated hindrance coatings for metallic combustor applications is solely based on sophisticated systems that include an MCrAlY bond coat and a ceramic topcoat applied employing plasma sprinkle declaration procedures. Overall, this improvement aims to keep top metal temperatures between 900 and 950°C. Future advancements will include thicker coverings to engage greater fire temperatures while also lowering metal temperatures. From the sintering of the terminating topcoat at temperatures over 1250°C to the consolidation of indicative sensor

layers within the covering that engage the plant and part condition to be effectively observed, several duties are emphasised that develop the stage strength and assurance [25] [31].

5. Gas turbine hot materials and ceramic coating

As the quality of stoneware increased in the 1990s, testing grew more extensive. Component designs were hampered by the feelings felt during exercises, as well as the risk of oxidation and disintegration from environmental exposures. CMCs were proving to be a better solution than strong earthenware for weak related frustrations; but, as with any new material, progress in distinguishing dissatisfaction modes for these strong ceramics was slow. One of the primary difficulties during impact tests was the usage of novel turbine edges. Changes were made to reduce the number of edges and boost the sharp edge's passion.

Three secret requirements were established to continue to foster a pottery mum trix composite that would be suitable for turbine conditions. The most important thing is that the component outperforms the most extreme weights attained during activities using a mix of mechanical, smoothed out, and heated incline loads. 3 The composite must also maintain its sense of unity for long periods of time while operating at high temperatures. The third requirement is that the material should withstand contamination from fresh goods as well as natural elements. It was said earlier the weights can result from a combination of talents. Reduce the radii-to-back and forth movement of a form, increase warm slants, and increase mechanical weights as a result of pressures, diffusive powers, and attachments to expand the nerves and weights. This understanding will help the technique organise the components. Start liners may experience less aerodynamic and warm tension than turbine edges due to their design and limit. When paired with natural oxidation resistance, oxide/oxide CMCs displayed remarkable features and a high damage flexibility. Furthermore, at high temperatures, oxide/oxide CMCs have shown amazing mechanical properties. In any case, in steam circumstances, the oxide/oxide CMCs deteriorated fast, leaving them ineffectual [32] [36].

It's being tried to figure out what's creating these mechanical issues with fibre properties. Inborn material deformations at the fiber-framework interface area are thought to be causing interlaminar stress to come up short. This would be accomplished by raising the operating temperatures of the hot section. Cooling air would be directed from the blower to avoid warm-related component disenchantment, using the materials available at the time. A key hurdle in the 1950s was the creation of nickel- and cobalt-based al-loys with enhanced heat-safe properties, as well as titanium compounds with greater mechanical strength. This is demonstrated by the use of nickel compounds in the hot portions of the engine and titanium combinations in the cooler pack [26] [27] [28].

4.

4.1 specific materials of gas turbine

Progressions made in the field of materials have contributed in a significant manner in building gas turbine motors with higher power evaluations and productivity levels. Upgrades in plan of the gas turbine motors over the course of the years have critically been because of improvement of materials with upgraded execution levels. Gas turbines have been broadly used in airplane motors as well concerning land based applications critically for power age. Headways in gas turbine materials have consistently assumed a superb part - higher the capacity of the materials to endure raised temperature administration, more the motor productivity; materials with high raised temperature solidarity to weight proportion help in weight decrease. A wide range of superior execution materials - extraordinary prepares, titanium composites and superalloys - is utilized for development of gas turbines. Production of these materials frequently includes progressed handling procedures. Other material gatherings like earthenware production, composites and between metallics have been the focal point of extreme innovative work; point is to take advantage of the prevalent elements of these materials for working on the exhibition of gas turbine motors.

The materials created at the primary case for gas turbine motor applications had high temperature rigidity as the great necessity. This prerequisite immediately different as working temperatures climbed. Stress crack life and afterward creep properties became significant. In the resulting long periods of advancement, low cycle weariness (LCF) life turned into another significant boundary. Large numbers of the parts in the air motors are exposed to weakness and/or creep-stacking, and the decision of material is then in light of the ability of the material to endure such loads.

Covering innovation has turned into a vital piece of production of gas turbine motor parts working at high temperatures, as this is the main way a blend of elevated degree of mechanical properties and brilliant protection from oxidation/hot erosion obstruction could be accomplished [14][30].

- Compressor parts for airplane motors - Titanium composites
- Titanium, because of its high solidarity to weight proportion, has been a predominant material in blower stages in aeroengines. Titanium content has expanded from 3 % in 1950s to around 33% today of the aeroengine weight. Not at all like expectations made for necessities of fired and metal grid composites for aeroengines, expectations made for titanium combinations have materialized or even outperformed. High temperature titanium composites have tracked down broad application in aeroengines. Ti-6Al-4V is utilized for static and pivoting parts in gas turbine motors. Castings are utilized to make the more complicated static parts. Forgings are ordinarily utilized for the turning parts. For instance, the combination is utilized for fan circle and low tension blower plates and edges for the Pratt and Whitney 4084 motor. The composite is utilized in the cooler blower stages up to a most extreme temperature of around 315 oC. Ti-8Al-1Mo-1V is utilized for fan sharp edges in military motors (Bayer, 1996). The compounds 685 (Ti-

6Al-5Zr-0.5Mo-0.25Si) and 829 (Ti-5.5Al-3.5Sn-3Zr-1Nb-0.25Mo-0.3Si) are utilized in numerous ongoing European aeroengines, for example, RB2111, 535E4 in completely beta intensity offered condition expand creep obstruction (Gogia, 2005). Compound 834 (Ti-5.8Al-4Sn-3.5Zr-0.7Nb-0.5Mo-0.35Si-0.06C), a somewhat late grade, conversely, is utilized in $\alpha + \beta$ condition, with a 515% equiaxed β in the microstructure to streamline both jerk and weakness strength (Gogia, 2005). The compound was pointed toward supplanting the Alloys 685 and 829 liked in European fly motors. Composite 834 is utilized as a blower plate material in the last two phases of the medium-pressure blower, and the initial four phases of the great strain blower in variations of the Rolls-Royce Trent series business stream motor.

- Blower blading materials for land based gas turbines - Special gets ready So far, all creation sharp edges for blowers are delivered utilizing 12% chromium containing martensitic solidified steel grades 403 or 403 Cb (Schilke, 2004). Disintegration of blower sharp edges can happen due to clamminess containing salts and acids gathering on the blading. To hinder the disintegration, GE has made safeguarded aluminum slurry coatings for the blower bleeding edges. The coatings are also expected to present additionally evolved deterioration assurance from the edges. During the 1980's, GE introduced another blower edge material, GTD-450, a precipitation set martensitic treated steel for its undeniable level and uprated machines (Schilke, 2004). Without relinquishing pressure utilization check, GTD-450 offers extended unbending nature, high cycle exhaustion strength and disintegration shortcoming strength, diverged from type403. GTD-450 also has preferable resistance over acidic salt circumstances.
- Land-based gas turbine motors
- GE has been utilizing the DS adaptation of DTD-111 for stage 1 containers of various motors. It is same as DTD-111 equiaxed, with the exception of more tight control on amalgam science. DS adaptation of DTD-
- 111 is expressed to have further developed creep life, further developed weariness life and higher effect strength, contrasted with equiaxed variant (Schilke, 2004). Utilization of DS superalloys could further develop the turbine edge metal temperature ability by around 14 oC comparative with the traditionally projected superalloys. TMD-103 has a place with the new advances in DS composite castings for IGT airfoil castings. It has exceptionally appealing long haul creep break strength and hot erosion opposition. The amalgam could be directionally hardened as huge empty sharp edges for 2000KW IGT. Compound science of IGT pails/vanes varies incredibly from that of aeroengine edge/vane combinations, both by virtue of various working situations and DS handling challenges because of the enormous size of IGT parts. Table 1 gives subtleties of DS superalloy pieces for airfoils in IGTs [25].

4.2 material property of GT

The blower is the main significant part of a gas turbine motor. Blower must build the strain of the stream; to do so it should perform work on the wind current. The singular sharp edges of a blower turbine are formed like airfoils and are intended to raise the tension across the profile. In a solitary stage examination, an outward blower can create a tension increment of practically twofold that of a solitary stage hub blower [2]. Be that as it may, hub blowers can undoubtedly be connected together to frame a multi-stage blower, where the tension is duplicated from one column to another. Separately, these are lighter, make less drag, and are simpler to create. In any case, there is a tradeoff between expanded pressure age and weight, as the additional stages will build the heaviness of the motor. A hub blower can have various areas, ordinarily of high tension and low strain. To increment proficiency, an expansion in pressure is required, which prompts an increment temperature in high strain. In 1970, the motor organization Pratt and Whitney viewed the superalloy Incoloy 901 as a decent decision for use in a high temperature blower, as it was initially created for use in turbine circles working in the 1200-to-1300 temperature range [3]. It was joined by other composites, for example, A-286 and Inconel 718, in taking over from the low-^oF alloy prepares and hardened steels that recently had been reasonable for the circumstances in the pressure segment [7]. Each of the three are superalloys; A-286 is iron based, Incoloy 901 is nickel-iron-chromium based, and Inconel 718 nickel-chromium based. The expansion of aluminum and titanium for strength, chromium for erosion obstruction, and molybdenum and nickel for high temperature strength went with them a decent decision as sharp edges and circles in the blower segment.

In 1970, the motor organization Pratt and Whitney viewed the superalloy Incoloy 901 as a decent decision for use in a high temperature blower, as it was initially created for use in turbine plates working in the 1200c - to-1300c temperature range. It was joined by other alloys, ^oF such as A-286 and Inconel 718, in taking over from the low-combination prepares and treated steels that recently had been reasonable for the circumstances in the pressure segment. Every one of the three are superalloys; A-286 is iron based, Incoloy 901 is nickel-iron-chromium based, and Inconel, nickel-chromium based. The expansion of aluminum and titanium for strength, chromium for consumption opposition, and molybdenum and nickel for high temperature strength went with them a decent decision as sharp edges and circles in the blower section. Combustor The second significant part of the motor is the ignition chamber. Additionally called the combustor or the burner, this is where the compacted air is blended in with fuel and touched off. The outcome is a high energy and temperature wind stream that produces the ability to push the airplane [1]. In an ordinary business fly motor, the terminating temperature can reach up to 2000, and are too hot ^oC to be applied to the turbine straightforwardly. extraction cycle, there should be a chamber that spotlights on compacting the turbine materials. In the method involved with making turbine materials, there is the activity trade process which makes the hydrogen molecule present less conservative when contrasted with the oxygen iotas. The turbine materials making utilizing the Nickel and Cobalt powder bases includes the accompanying advances: arrangement of feed,

metallization of the strong state, decrease, and extinguishing [7]. These means are trailed by zeroing in on the different oxidation paces of the two bases. The recent years have seen consistent upgrades to the gas turbine motor. The goal of expanding productivity has driven architects to make more up to date and more grounded materials fit for dealing with increasingly harsh conditions. The three significant parts connected to the success in raising proficiency have moved towards utilizing nickel, a material that can create a lot of contamination through its mining cycle and can adversely affect the strength of individuals and biological systems encompassing the tasks. The ultimate objective of productivity shouldn't eclipse the ecological worries in regards to the materials expected to accomplish this goal.

4.3 High-Temperature Materials for Gas Turbines

Although different materials are used for different bits of the engine (Fig. 3), while considering new materials for gas turbines, normally we contemplate the front lines since they are the part that requires the best material properties. They turn at high speed; as such, they need to help high mechanical weights, and they need to work at temperatures over 1000°C. The test is to make materials that save the high mechanical resistance over an incredibly enormous extent of temperatures. Additionally, the tangled condition of the turbine sharp edges hopes to use materials that can be conveniently created. For the most part, metallic materials have the palatable mechanical properties, yet at high temperatures, they successfully get twisted by creep and oxidation transforms into an issue. Of course, materials with incredible oxidation hindrance at high temperatures, similar to ceramics, are by and large exorbitantly delicate for the essentials of a turbine.

Metal Matrix Composites (MMCs)

Inside the gathering of MMCs, metal mixtures with intermetal stages are the most uplifting reply for high-temperature applications in gas turbines. A collection of composites exist that can be applied in different sorts and different bits of turbines. Molybdenum-based composites with silicide particles have been surely standing apart to the point of being seen lately and are at present in their latest time of progression. Molybdenum got the eye due to its high dissolving point (2617°C) and the Mo-Si-B composite, led by Douglas M. Berczik [2] during the 90s, should have in engines at fevers essentially higher than current materials [3]. This compound has surprisingly extraordinary properties at high temperatures; incredibly, it is at low temperatures where the issues arise for reasons unknown, to be more feeble. This shortcoming similarly brings additional troubles for dealing with the material into the right shape.

Clay Matrix Composites (CMCs)

CMCs have been under research for a seriously lengthy timespan and are at present set to appear in hot pieces of gas turbine engines. They have security from high-temperatures and incredible mechanical properties. Regardless, they are especially intriguing a result of their low weight, around 33% the greatness of current nickel-based super mixes. In addition, pottery creation are completed as warm block coatings (TBC), adding security from biological limit coatings (EBC). Silicon Carbide (SiC) based CMCs can as of now be used in business plane engines, for instance, the LEAP stream engine, and the GE9X engine. This moment, they are used for the spout or covers which are parts that don't demand as high mechanical properties, yet they may after a short time be similarly introduced in edges [9,10]. One of the troubles of SiC-based CMCs is their shortcoming to consuming. To settle this issue, standard analysts proposed the use of composite materials outlined by no less than two constituents with different properties. The result is a material that can have security from high temperatures and extraordinary mechanical properties at the same time. Metal Matrix Composites (MMCs) are one such class of materials, they have a moldable metal structure with high-temperature safe particles or strands coursed on it. Pottery Matrix Composites (CMCs) are moreover another choice, especially due to their light weight.

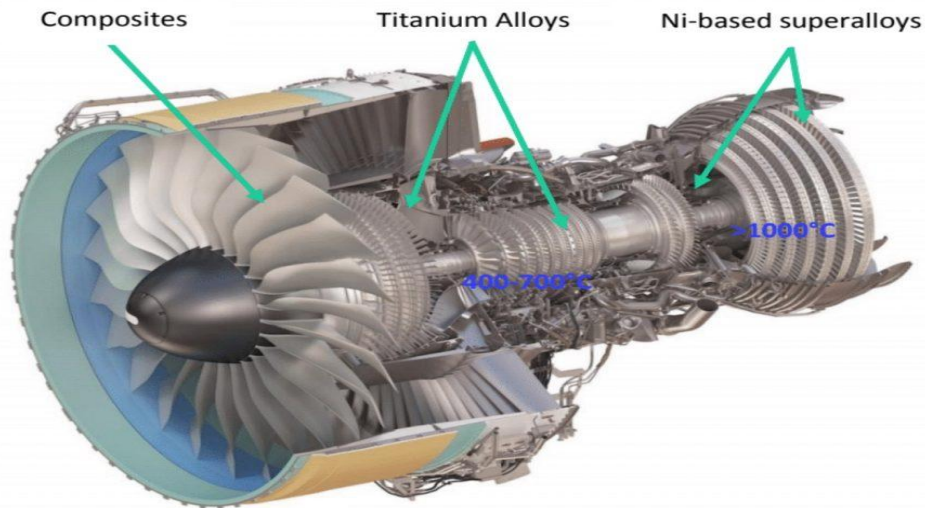
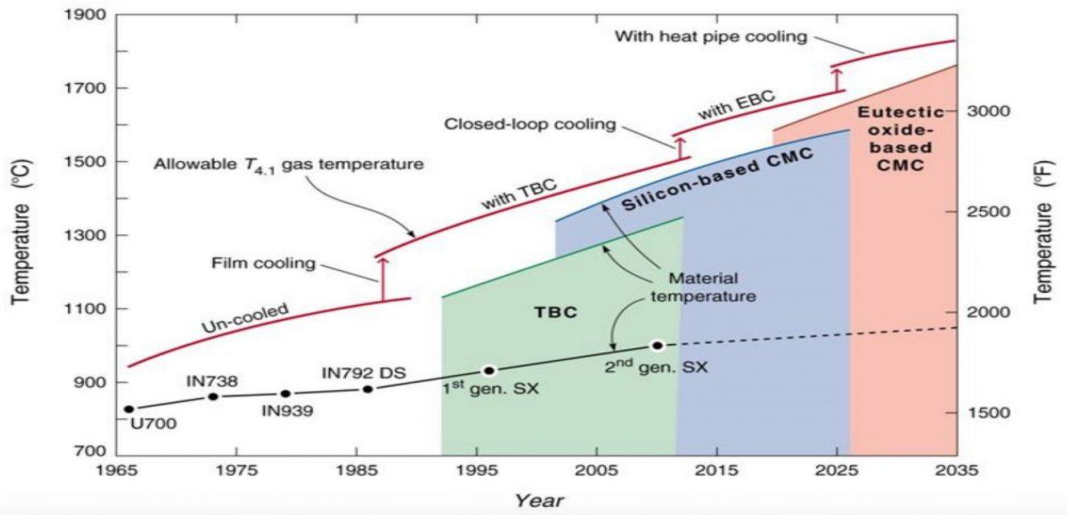


Figure 3: high temperature material property

4.4 Advanced material for gas turbine

From fly engines to drive age, gas turbines are the engine at the center of transportation and power. The overall gas turbine market was evaluated to be esteemed at \$18.14 billion out of 2017 with a typical yearly improvement rate higher than 3% throughout the span of the accompanying 5 years; the creating revenue for power generally being one key part adding to the improvement of the market [21]. The gas turbine engine is similarly a recognizable piece of planning, with edges turning at high speeds and temperatures showing up at 1500°C, the most moderate materials and developments ought to be used. A gas turbine is essentially an internal combustion engine. Air is without skipping a beat compacted and brought to a consuming chamber, where fuel is sprinkled concealed and lit creating a high-temperature and high-pressure gas. This gas enters a turbine, where energy is changed into a rotational improvement can be used to, for example, give push or The capability of gas turbines is the obstruction with which

we, subject matter experts and scientists working in the field, deal reliably. Higher viability rates directly convert into an advantage increase, and perhaps more fundamentally, a lessening of gas releases. For the most part, the capability of gas turbines is confined by its functioning temperature, which in this way is limited by the capacities of the materials used. At this point, Nickel-based superalloys are used to show up all things considered outrageous temperatures of 1150°C. The degrees of progress in coatings and cooling systems have engaged these materials to work at temperatures as high as 1500°C. In any case, the disappointment disasters increase with the use of the coatings and obfuscated cooling systems. Improvement of Ni-based superalloys is ending up being dynamically hard, and it seems they are presently showing up at their most extreme limit. Consequently, new materials prepared for supporting higher temperatures should be the possible destinies of gas turbines make power as shown in figure 4 [37].

Table 2. High temperature alloys used in different components of gas turbine.

Component	Cr	Ni	Co	Fe	W	Mo	Ti	Al	Cb	V	C	B	Ta
Turbine Blades													
U500	18.5	BAL	18.5	-	-	4	3	3	-	-	0.07	0.006	-
RENE 77 (U700)	15	BAL	17	-	-	5.3	3.35	4.25	-	-	0.07	0.02	-
IN738	16	BAL	8.3	0.2	2.6	1.75	3.4	3.4	0.9	-	0.10	0.001	1.75
GTD111	14	BAL	9.5	-	3.8	1.5	4.9	3.0	-	-	0.10	0.01	2.8
Turbine Nozzles													
X40	25	10	BAL	1	8	-	-	-	-	-	0.50	0.01	-
X45	25	10	BAL	1	8	-	-	-	-	-	0.25	0.01	-
FSX414	28	10	BAL	1	7	-	-	-	-	-	0.25	0.01	-
N155	21	20	20	BAL	2.5	3	-	-	-	-	0.20	-	-
GTD-222	22.5	BAL	19	-	2.0	2.3	1.2	0.8	-	0.10	0.008	1.00	-
Combustors													
SS309	23	13	-	BAL	-	-	-	-	-	-	0.10	-	-
HAST X	22	BAL	1.5	1.9	0.7	9	-	-	-	-	0.07	0.005	-
N-263	20	BAL	20	0.4	-	6	2.1	0.4	-	-	0.06	-	-
HA-188	22	22	BAL	1.5	14.0	-	-	-	-	-	0.05	0.01	-
Turbine Wheels													
Alloy 718	19	BAL	-	18.5	-	3.0	0.9	0.5	5.1	-	0.03	-	-
Alloy 706	16	BAL	-	37.0	-	-	1.8	-	2.9	-	0.03	-	-
Cr-Mo-V	1	0.5	-	BAL	-	1.25	-	-	-	0.25	0.30	-	-
A286	15	25	-	BAL	-	1.2	2	0.3	-	0.25	0.08	0.006	-
M152	12	2.5	-	BAL	-	1.7	-	-	-	0.3	0.12	-	-
Compressor Blades													
AISI 403	12	-	-	BAL	-	-	-	-	-	-	0.11	-	-
AISI 403 + Cb	12	-	-	BAL	-	-	-	-	0.2	-	0.15	-	-
GTD-450	15.5	6.3	-	BAL	-	0.8	-	-	-	-	0.03	-	-

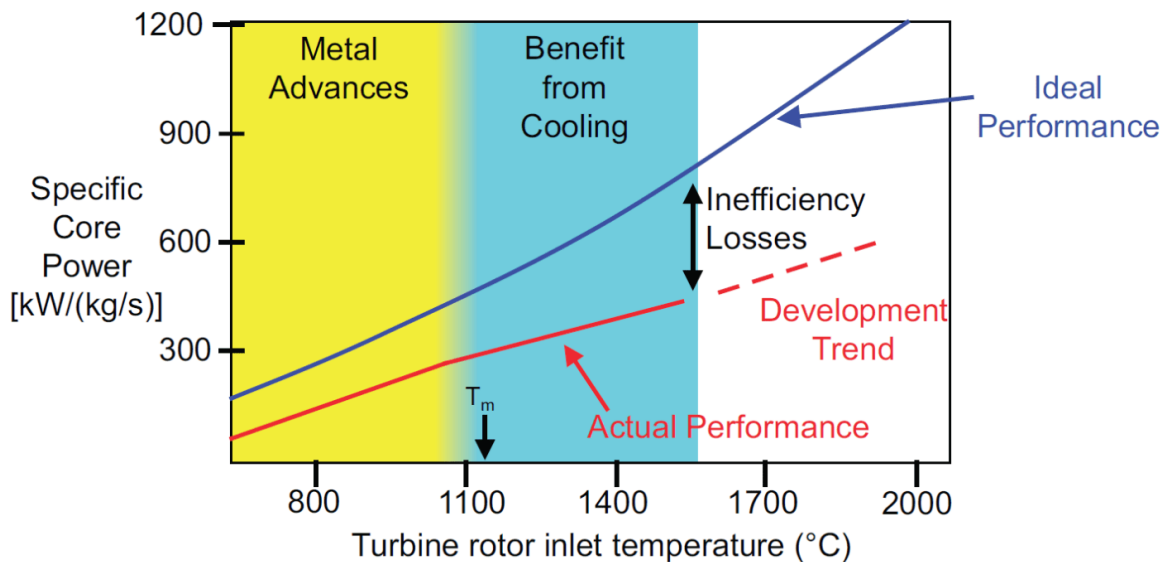


Figure 4: Specific core power versus turbine rotor inlet temperature for gas turbine engines [37]

The gigantic development in gas creation from the shale gas impact in North America has significantly downsized costs for combustible gas starting around 2008, and out and out altered the monetary angles and worth development of the inner ignition age scene. In many (but few out of every odd single) overall market, the overall overabundance in oil and gas supplies has correspondingly downsized combustible gas spot costs and chipped away at the monetary parts of petrol gas ended workplaces. Adding to their connecting with quality, gas-ended power age workplaces regularly have a more unassuming impression and numerous balance of-plant parts are open "ready to move", taking into account fast permitting and set up of new workplaces, and diminishing the cost of improvement. In our ongoing reality where release marks are ending up being dynamically huge and controlled, gas turbine power age workplaces exude respectably low levels of pollution: no sulfur dioxide, low levels of nitrogen oxides and particulates, and not precisely around half of the carbon dioxide of identical coal-ended workplaces. These components add to a gigantic climb in the connecting with nature of gas turbines for power age systems. Plus, gas turbines give basic present second slanting and responsive power creation capacity, allowing them to enable support to variable practical power resources like breeze and sun based foundations. As more manageable age limit comes on the web, this ability to give responsive, commonsense power is driving enormous improvement in new gas-ended power age foundations [36][21].

As gas turbines become never-endingly normal in the power age neighborhood adapted to an extent of usages including current energy efficiency through joined force and power foundations,

their useful limits and capability assessments are requiring solid improvement. Current gas-ended power age workplaces are approximately 42 to 44 percent viable in fundamental cycle (one gas-ended turbine, trapped to a generator) and approximately 60 to 61 percent useful in joined cycle action (counting an associated power recovery steam age circle, steam turbine and generator(s) to handle waste intensity for additional power age). There are a wide extent of new progressions in bleeding edge creating that are being applied inside the gas turbine setup, planning, collecting, and fix organizations. These new progressions consider overhauled execution and more restricted an open door to grandstand for new upgrades and updates. To chip away at the efficiency and execution of the current turbine plans, creators are wanting to additionally foster ideal plan, produce higher pressure extents, and enable higher turbine cove temperatures in the new to the scene time of machines. Different undeniable level collecting strategies can help with achieving these targets, including new materials, more accurate or complex estimations, redesigned cooling models, and new kinds of world class execution coatings [13].

4. Conclusion and Future scope

In this draught work, we have studied many innovative materials that have been used to various gas turbine components. similar to a combustion engine is now free of this. Combustors and compressor blades all of the literature review's expansions came to the conclusion that these important materials' doctors have coatings that can make them more flexible. The five criteria that we used to assess the qualities of the materials have been taken. High fatigue strength materials with efficiency and efficiency that are ideal for the guest turbine components. Efficiency, Resistance, Corrosion resistance, high strength. Effectiveness and low density are two of these measured attributes. We have analysed the different literature and their parameters, which have contributed to the research area. This necessitates cognitive abilities. all these fields of research. We have also seen the different kinds of competitions and different kinds of gas turbines. Applications such as aircraft engines and titanium alloys enable 3% increases in the Canadian mixer. By using the innovative machinery turbine trade materials and how these inlet compression set materials can be used to increase the total temperature for the hard coating materials in the metallic metallic turbine, methodologies in business. In all those packages, we have also reviewed the flexibility of the Accurus district and the overspeed protection of this faithful ride. All the oxidation resistance that we use for the materials should be high-end ceramic coating and the gas turbine hot materials. All the security requirements must continue to foster all these requirements. We have also seen That is how these materials can affect the different parameters, such as the state of art, predictions, models, and the future state that we have assessed. As for the future scope of this particular resort, the market advantage today is increasing due to the efficiency of the life cycle caused by material sparks. So the second statement needs to be considered. The evaluations of non-destructive materials for the assessment matter of the testing operational data should be high, and the conditional statement of the components requires the combinations of both the online monitoring and the offline

determinations of these materials to find this. As per the future scope, the current system should be improved by increasing the different alloys with the higher temperatures that could permit better optimizations and unethical and odd designs in terms of the turbine hot sections.

References

- [1]S. Sabihuddin, A. Kiprakis, and M. Mueller, "A Numerical and Graphical Review of Energy Storage Technologies," *Energies*, vol. 8, no. 1, pp. 172–216, Dec. 2014, doi: 10.3390/en8010172.
- [2]J. Oladejo, K. Shi, X. Luo, G. Yang, and T. Wu, "A Review of Sludge-to-Energy Recovery Methods," *Energies*, vol. 12, no. 1, p. 60, Dec. 2018, doi: 10.3390/en12010060.
- [3]L. Vidas, R. Castro, and A. Pires, "A Review of the Impact of Hydrogen Integration in Natural Gas Distribution Networks and Electric Smart Grids," *Energies*, vol. 15, no. 9, p. 3160, Apr. 2022, doi: 10.3390/en15093160.
- [4]M. Fallah Vostakola, B. Salamatinia, and B. Amini Horri, "A Review on Recent Progress in the Integrated Green Hydrogen Production Processes," *Energies*, vol. 15, no. 3, p. 1209, Feb. 2022, doi: 10.3390/en15031209.
- [5]C. Leyens, "Advanced Materials and Coatings for Future Gas Turbine Applications," p. 10.
- [6]D. Pavlenko, Y. Dvirnyk, and R. Przynowa, "Advanced Materials and Technologies for Compressor Blades of Small Turbofan Engines," *Aerospace*, vol. 8, no. 1, p. 1, Dec. 2020, doi: 10.3390/aerospace8010001.
- [7]S. K. Bohidar, R. Dewangan, and K. Kaurase, "Advanced Materials used for different components of Gas Turbine," vol. 1, no. 7, p. 6, 2013.
- [8]U. Nda-Umar, I. Ramli, Y. Taufiq-Yap, and E. Muhamad, "An Overview of Recent Research in the Conversion of Glycerol into Biofuels, Fuel Additives and other Bio-Based Chemicals," *Catalysts*, vol. 9, no. 1, p. 15, Dec. 2018, doi: 10.3390/catal9010015.
- [9]D. A. Shifler and S. R. Choi, "CMAS Effects on Ship Gas-Turbine Components/Materials," in *Volume 1: Aircraft Engine; Fans and Blowers; Marine*, Oslo, Norway, Jun. 2018, p. V001T25A003. doi: 10.1115/GT2018-75865.
- [10]. Badii, P. Nesi, and I. Paoli, "Predicting Available Parking Slots on Critical and Regular Services by Exploiting a Range of Open Data," *IEEE Access*, vol. 6, pp. 44059–44071, 2018, doi: 10.1109/ACCESS.2018.2864157.
- [11]S. Hussain, W. A. W. Ghopa, S. S. K. Singh, A. H. Azman, and S. Abdullah, "Experimental and Numerical Vibration Analysis of Octet-Truss-Lattice-Based Gas Turbine Blades," *Metals*, vol. 12, no. 2, p. 340, Feb. 2022, doi: 10.3390/met12020340.

- [12]T. Álvarez Tejedor, “Gas turbine materials selection, life management and performance improvement,” in *Power Plant Life Management and Performance Improvement*, Elsevier, 2011, pp. 330–419. doi: 10.1533/9780857093806.3.330.
- [13]I. O. Golosnoy, A. Cipitria, and T. W. Clyne, “Heat Transfer Through Plasma-Sprayed Thermal Barrier Coatings in Gas Turbines: A Review of Recent Work,” *J Therm Spray Tech*, vol. 18, no. 5–6, pp. 809–821, Dec. 2009, doi: 10.1007/s11666-009-9337-y.
- [14]A. Ganvir, N. Markocsan, and S. Joshi, “Influence of Isothermal Heat Treatment on Porosity and Crystallite Size in Axial Suspension Plasma Sprayed Thermal Barrier Coatings for Gas Turbine Applications,” *Coatings*, vol. 7, no. 1, p. 4, Dec. 2016, doi: 10.3390/coatings7010004.
- [15]C. Chiu, S. Tseng, C. Chao, X. Fan, and W. Cheng, “Interfacial Stresses of Thermal Barrier Coating with Film Cooling Holes Induced by CMAS Infiltration,” *Coatings*, vol. 12, no. 3, p. 326, Mar. 2022, doi: 10.3390/coatings12030326.
- [16]N. R. Mukhtinalapati, “Materials for Gas Turbines – An Overview,” *Advances in Gas Turbine Technology*, p. 24.
- [17]N. Rao, “Materials for Gas Turbines – An Overview,” in *Advances in Gas Turbine Technology*, E. Benini, Ed. InTech, 2011. doi: 10.5772/20730.
- [18]B. W. Lagow, “Materials Selection in Gas Turbine Engine Design and the Role of Low Thermal Expansion Materials,” *JOM*, vol. 68, no. 11, pp. 2770–2775, Nov. 2016, doi: 10.1007/s11837-016-2071-2.
- [19]P. Gao et al., “Mechanical Properties of Multi-Sized Porous Thermal Barrier Coatings at Micro and Nano Scales after Long-Term Service at High Temperature,” *Coatings*, vol. 12, no. 2, p. 165, Jan. 2022, doi: 10.3390/coatings12020165.
- [20]M. Civera and C. Surace, “Non-Destructive Techniques for the Condition and Structural Health Monitoring of Wind Turbines: A Literature Review of the Last 20 Years,” *Sensors*, vol. 22, no. 4, p. 1627, Feb. 2022, doi: 10.3390/s22041627.
- [21]J. H. Jeong, L. S. Kim, J. K. Lee, M. Y. Ha, K. S. Kim, and Y. C. Ahn, “Review of Heat Exchanger Studies for High-Efficiency Gas Turbines,” in *Volume 4: Turbo Expo 2007, Parts A and B*, Montreal, Canada, Jan. 2007, pp. 833–840. doi: 10.1115/GT2007-28071.
- [22]S. Hasanov et al., “Review on Additive Manufacturing of Multi-Material Parts: Progress and Challenges,” *JMMP*, vol. 6, no. 1, p. 4, Dec. 2021, doi: 10.3390/jmmp6010004.
- [23]M. Castro Oliveira, M. Iten, P. L. Cruz, and H. Monteiro, “Review on Energy Efficiency Progresses, Technologies and Strategies in the Ceramic Sector Focusing on Waste Heat Recovery,” *Energies*, vol. 13, no. 22, p. 6096, Nov. 2020, doi: 10.3390/en13226096.

- [24]A. S. Bakir, "Review on Gas Turbine Hot Section Materials and Technology Developments," p. 7.
- [25]S. Wee et al., "Review on Mechanical Thermal Properties of Superalloys and Thermal Barrier Coating Used in Gas Turbines," *Applied Sciences*, vol. 10, no. 16, p. 5476, Aug. 2020, doi: 10.3390/app10165476.
- [26]M. Fendrich, A. Quaranta, M. Orlandi, M. Bettonte, and A. Miotello, "Solar Concentration for Wastewaters Remediation: A Review of Materials and Technologies," *Applied Sciences*, vol. 9, no. 1, p. 118, Dec. 2018, doi: 10.3390/app9010118.
- [27]P. Singh, K. P. Kaurase, and G. Soni, "Study of Materials used in Gas Turbine engine and swirler in combustion chamber," vol. 1, no. 1, p. 8, 2015.
- [28]B. Goswami, A. K. Ray, and S. K. Sahay, "Thermal Barrier Coating System for Gas Turbine Application - A Review," *High Temperature Materials and Processes*, vol. 23, no. 2, pp. 73–92, Apr. 2004, doi: 10.1515/HTMP.2004.23.2.73.
- [29]A. Ikpe, O. Efe-Ononeme, and G. Ariavie, "Thermo-Structural Analysis of First Stage Gas Turbine Rotor Blade Materials for Optimum Service Performance," *International Journal Of Engineering & Applied Sciences*, vol. 10, no. 2, pp. 118–130, Aug. 2018, doi: 10.24107/ijeas.447650.
- [30]A. M. Ralls, P. Kumar, and P. L. Menezes, "Tribological Properties of Additive Manufactured Materials for Energy Applications: A Review," *Processes*, vol. 9, no. 1, p. 31, Dec. 2020, doi: 10.3390/pr9010031.
- [31]F. M. Awan, Y. Saleem, R. Minerva, and N. Crespi, "A Comparative Analysis of Machine/Deep Learning Models for Parking Space Availability Prediction," *Sensors*, vol. 20, no. 1, p. 322, Jan. 2020, doi: 10.3390/s20010322.
- [32]J. Nyambal and R. Klein, "Automated Parking Space Detection Using Convolutional Neural Networks," in *2017 Pattern Recognition Association of South Africa and Robotics and Mechatronics (PRASA-RobMech)*, Nov. 2017, pp. 1–6. doi: 10.1109/RoboMech.2017.8261114.
- [33]S. Lee, D. Lee, and S.-C. Kee, "Deep-Learning-Based Parking Area and Collision Risk Area Detection Using AVM in Autonomous Parking Situation," *Sensors*, vol. 22, no. 5, p. 1986, Mar. 2022, doi: 10.3390/s22051986.
- [34]G. Ali et al., "IoT Based Smart Parking System Using Deep Long Short Memory Network," *Electronics*, vol. 9, no. 10, p. 1696, Oct. 2020, doi: 10.3390/electronics9101696.
- [35] P. C. Patnaik, C. Adams, D. Fuleki, and R. Thamburaj, "Elevated Temperature Exposure of Gas Turbine Materials to a Bio-Fuel Combustion Environment," in *Volume 3: Coal, Biomass and Alternative Fuels; Combustion and Fuels; Oil and Gas Applications; Cycle Innovations*, Stockholm, Sweden, Jun. 1998, p. V003T05A014. doi: 10.1115/98-GT-164. C

[36]S. Gao, M. Li, Y. Liang, J. Marks, Y. Kang, and M. Li, “Predicting the spatiotemporal legality of on-street parking using open data and machine learning,” *Annals of GIS*, vol. 25, no. 4, pp. 299–312, Oct. 2019, doi: 10.1080/19475683.2019.1679882.

[37] <https://matmatch.com/resources/blog/how-new-materials-can-improve-gas-turbines/>.

UNDER PEER REVIEW