

Bioremediation and accelerated phytoremediation of a soil impacted by a hydrocarbons mixture.

Abstract

Waste motor oil (WMO), not having an adequate final confinement, is dumped in agricultural soils, where it easily exceeds 4400 ppm according to the Mexican standard NOM-138-SEMARNAT/SSA1-2012; a concentration that causes loss of fertility. The aims of this research were: i) biostimulation of a soil contaminated by 39,000 ppm of WMO with Triton X-100/Tween 80 at 0.5% and mineral solution, ii) phytoremediation by *Phaseolus vulgaris* enhanced with *Methylobacterium symbioticum* and *Xanthobacter autotrophicus* to reduce WMO at lower concentration than the maximum accepted by NOM-138-SEMARNAT/SSA1-2021. The response variables were: a) the initial and final concentration of WMO by Soxhlet, and b) *P. vulgaris*: germination percentage; phenology and biomass at seedling and pre-flowering. The experimental data were analyzed by ANOVA/Tukey 0.05%.

The results showed that biostimulation of soil impacted by 39,000 ppm of WMO with Triton X-100/Tween 80 at 50%, and a mineral solution, decreased to 26,990 ppm in 25 days. Subsequently, phytoremediation by sowing *P. vulgaris* with *M. symbioticum* and *X. autotrophicus* at pre-flowering reduced WMO to 1233 ppm in 50 days, a concentration lower than that accepted by NOM-138-SEMARNAT/SSA1-2012. This supports that accelerated biostimulation and phytoremediation reduced WMO in the soil to recover its productive capacity.

Key words: soil, agriculture, hydrocarbons, emulsification, oxidation, legume, endophytic plant growth promoting bacteria

Introduction

Automotive oil for lubrication and cooling of automobiles is replaced at the end of its useful life. Which generates residual automotive oil (WMO) composed of a mixture of aliphatic and aromatic hydrocarbons (Yang *et al.*, 2016). In Mexico, WMO is classified as toxic waste to avoid damage to the soil. The Mexican regulation known as the general law of ecological balance and environmental protection determines that it be recycled, reused and confined, however, a part is dumped into the soil during its preparation. While another environmental standard called NOM-138-SEMARNAT/SSA1-2012, establishes 4,400 ppm as the maximum concentration of hydrocarbon mixtures such as the WMO allowed in agricultural soil. A higher value of WMO causes a negative effect on physicochemical properties, especially productive capacity (Shukry *et al.*, 2013; Ramadass *et al.*, 2015). An alternative ecological solution is bioremediation via biostimulation initiated with detergents that effectively emulsify the WMO (Lamichhane *et al.*, 2017; Sutthicharoen *et al.*, 2023), followed by biostimulation with a mineral solution that balances the concentration of essential minerals in the soil to induce accelerated mineralization of WMO (Anza *et al.*, 2016; Lee *et al.*, 2018), for subsequent sowing a legume tolerant to WMO phytotoxicity such as *Phaseolus vulgaris* whose hydrocarbon phytodegradation capacity is enhanced with *Methylobacterium symbioticum* and *Xanthobacter autotrophicus* genera and species of plant growth-promoting endophytic bacteria that oxidize aromatic

hydrocarbons from the WMO (Ruikar & Pawar, 2022). Based on the above, the aims of this research were: i) biostimulation of a soil contaminated by 39,000 ppm of WMO with Triton X-100/Tween 80 at 0.5% and mineral solution, ii) phytoremediation by *Phaseolus vulgaris* enhanced with *Methylobacterium symbioticum* and *Xanthobacter autotrophicus* to reduce WMO at lower concentration than the maximum accepted by NOM-138-SEMARNAT/SSA1-2021

Materials and Methods

This research was carried out in stages in the greenhouse of the Environmental Microbiology Laboratory of the Chemical-Biological Research Institute of the Universidad Michoacana de San Nicolás de Hidalgo (UMSNH), Morelia, Mich., Mexico. In the first phase, agricultural soil used for growing *Zea mays* (maize) was collected located at 19° 39' 27" north latitude 100° 19' 59" west longitude, with an altitude of 1820 meters above sea level with a temperate climate; on an agricultural land called "La Cajita" of the Zapata Tenancy in the municipality of Morelia, Mich., Mexico at km 5 of the Morelia-Pátzcuaro highway, Mich., Mexico. The soil was sieved with No. 20 mesh and solarized at 70°C/48 h and minimized the problem of pests and diseases, then for every 1.0 kg it was artificially contaminated by 39,000 ppm of WMO (from a local mechanical workshop), then as a first biostimulation was emulsified with a mixture of detergents: Triton for 20 days, as shown in Table 1, at the end of this period of time, the concentration of WMO was determined by the Soxhlet method, with a single response variable. In the second phase, soil phytoremediation impacted by WMO remaining from biostimulation was performed. To do this, *P. vulgaris* seed were disinfected with sodium hypochlorite (Clorox^{MR}) 0.6%/2.5 min, rinsed 6 times with sterile water, disinfected with alcohol 70%/5 min, rinsed 5 times with sterile water. Then for every 10 seeds were inoculated with 1.0 mL of a suspension of *M. symbioticum* and individual *X. autotrophicus* and mixture in relation 1:1 (v/v) with a cell concentration equivalent to 1.5x10⁸ CFU/mL by viable plate count (VPC) in nutrient agar with pH adjusted to 7. Soil moisture remained at 80% of field capacity. The response variables of measures were: emergency days and germination percentage; phenology: seedling height (PH) and Radical Length (RL); and biomass: fresh and dry weight, aerial and radical (FAW/FRW) and (DAW/RDW) at seedling and prefloration level, as well as the final WMO concentration by Soxhlet. The experimental data were subjected to a variance analysis (ANOVA) by the comparative mean test of Tukey HSD P-0.05% with the program Statgraphics Centurion XVI. II.

Table 1. Experimental design for the biostimulation of a soil impacted by 39,000 ppm of waste motor oil (WMO) for 25 days

Agriculture soil*	39,000 ppm of WMO	Triton X-100 and Tween 80 at 0.5%	Mineral solution (%)
Relative control	-	-	100%
Negative control	+	-	-
Treatment	+	+	+

*=number of repetitions or (n) = 6; added (+); not added (-)

Table 2. Experimental design for impacted soil phytoremediation with a remaining concentration of waste motor oil from biostimulation

<i>Phaseolus vulgaris</i> in agriculture soil*	<i>Methylobacterium symbioticum</i>	<i>Xanthobacter autotrophicus</i>	Water	Mineral solution (%)
Relative control	-	-	-	100
Negative control	-	-	+	-
Treatment 1	+	-	-	50
Treatment 2	-	+	-	50
Treatment 3	+	+	-	50

*(n)= number of repetitions = 6; added(+); not added (-)

Results and Discussions

Table 3. Concentration of waste motor oil in agriculture soil remaining, after 20 days of biostimulation.

Agriculture soil impacted by 39,000 ppm of waste motor oil (WMO)*	Final concentration
Soil polluted by WMO irrigated only with water or negative control	38,204 ppm**
Soil biostimulated by WMO irrigated by Triton X-100 and Tween 80 at 0.5% plus mineral solution at 50%	26,990 ^b

*n=6 **different letters showed statistically different according to ANOVA/Tukey p<0.05%.

In Table 3, it is shown that the initial biostimulation with a mixture of: Triton X-100 and Tween 80 to 0.5% and with a mineral solution reduced the WMO in agricultural soil from 39,000 to 26,990 ppm after 20 days biostimulation period time, there was statistically different numerical value compared to 38,204 ppm of WMO in soil no biostimulated used as negative control (NC). This results support that the mixture of Triton X-100 and Tween 80 to 0.5% were able to emulsify the WMO due to desorption of this mixture of hydrocarbons of the soil surface (Cheng *et al.*, 2017), then for biostimulation with mineral solution, induced the mineralization of the WMO by native aerobic heterotrophic microorganisms of this environment (Nasr, 2019).


In Table 4, the germination percentage of *P. vulgaris* enhanced with *M. symbioticum* and *X. autotrophicus* fed with 50% mineral solution in contaminated soil by 26,990 ppm of WMO remaining from biostimulation, with 83.33% germination, statistically different numerical value compared to 56.67% of *P. vulgaris* sown in a soil without WMO, fed with 100% mineral solution or relative control (RC); and with 50% germination of *P. vulgaris* in the soil impacted by 38,204 ppm of WMO used as negative control (NC). The germination of the seeds of *P. vulgaris* enhanced with *M. symbioticum* and *X. autotrophicus*, supports the transformation of the metabolites of the germination of the seeds into phytohormones that induced a rapid and better of germination (Chan-Quijano *et al.*, 2020). While both *M. symbioticum* and *X. autotrophicus* used as a source of carbon and hydrocarbons energy of WMO, thereby reducing the phytotoxicity of WMO (Kochhar *et al.*, 2022), that inhibit the germination of seeds, as showed in figure 1.

Table 4. Percentage of germination of *Phaseolus vulgaris* with *Methylobacterium symbioticum* and *Xanthobacter autotrophicus* in impacted soil by 26,990 ppm of WMO remaining from biostimulation.

<i>Phaseolus vulgaris</i> *	Germination percentage (%)
Uninoculated, in unpolluted soil fed with 100% mineral solution or relative control (RC)	56.67 ^{d**}
Uninoculated in soil impacted by 38,204 ppm of WMO irrigated only with water or negative control (NC)	50.00 ^e
Enhanced with <i>M. symbioticum</i> in soil polluted by WMO remaining from biostimulation	63.33 ^c
Enhanced with <i>X. autotrophicus</i> in soil by WMO remaining from biostimulation	66.67 ^b
Enhanced with <i>M. symbioticum</i> and <i>X. autotrophicus</i> in soil polluted by WMO remaining from biostimulation	83.33 ^a

*n=6 **different letters showed statistically different according to ANOVA/Tukey p<0.05%.

Figure 1. Effect of *Methylobacterium symbioticum* and *Xanthobacter autotrophicus* on germination of *Phaseolus vulgaris* after 9 days of sowing in soil polluted by 26,990 ppm of waste motor



oil. RC (relative control): *P. vulgaris* uninoculated with *M. symbioticum* and *X. autotrophicus* fed with 100% mineral solution in soil no polluted WMO. NC (Negative Control): *P. vulgaris* uninoculated with *M. symbioticum* and *X. autotrophicus* uninoculated, irrigated with water in soil polluted by 38,204 ppm WMO (Negative Control), T1: *P. vulgaris* with *X. autotrophicus* fed with 50% mineral solution in soil polluted by WMO remaining from biostimulation (Treatment 1), T2: *P. vulgaris* with *M. symbioticum* fed with 50% mineral solution in soil polluted by WMO remaining from biostimulation (Treatment 2), T3: *P. vulgaris* with *M. symbioticum* and *X. autotrophicus* fed with 50% mineral solution in soil polluted by WMO remaining from biostimulation (Treatment 3).


Table 5. Phenology and seedling biomass of *Phaseolus vulgaris* enhanced with *Methylobacterium symbioticum* and *X. autotrophicus* during phytoremediation of soil contaminated by 26,990 ppm of from biostimulation.

<i>Phaseolus vulgaris</i> *:	Plant height (cm)	Radical length (cm)	Fresh weight (g)		Dry weight (g)	
			Aerial	Radical	Aerial	Radical
Uninoculated, in soil unpolluted by waste motor oil fed with mineral solution at 100%	37.68 ^{b**}	17.30 ^b	3.11 ^b	1.53 ^a	1.61 ^c	0.22 ^{bc}
Uninoculated, in soil polluted by 38,204 ppm of WMO irrigated only water	23.65 ^d	11.15 ^{c*}	1.63 ^{c*}	0.61 ^{c*}	0.23 ^d	0.06 ^c
Enhanced with <i>M. symbioticum</i> in soil polluted by WMO remaining from biostimulation	37.50 ^b	21.80 ^{ab}	3.70 ^{ab}	1.13 ^b	1.93 ^b	0.31 ^b
Enhanced with <i>X. autotrophicus</i> in soil polluted by WMO remaining from biostimulation	31.38 ^c	21.65 ^{ab}	3.18 ^b	1.35 ^{ab}	1.12 ^c	0.14 ^{bc}
Enhanced with <i>M. symbioticum</i> y <i>X. autotrophicus</i> in soil polluted by WMO remaining from biostimulation	49.58 ^a	24.53 ^a	4.12 ^a	1.58 ^a	2.37 ^a	1.17 ^a

*n=6 ** **different letters showed statistically different according to ANOVA/Tukey p<0.05%.

Table 5 shows the phenology and biomass at seedling level of *P. vulgaris* improved with *M. symbioticum* and *X. autotrophicus*, in the phytoremediation of the soil impacted by 26,990 ppm of ARA remaining from biostimulation, that registered 49.58 cm PH and 24.53 RL both numerical values were statistically different compared to 37.68 cm PH and 17.30 cm RL of *P. vulgaris* in non WMO soil fed with 100% mineral solution or Relative Control(RC). In the biomass of *P. vulgaris* enhanced with *M. symbioticum* and *X. autotrophicus*, 4.12 g of AFW and RFW 1.58 g was registered, as well as 2.37 g of ADW and 1.17 g of RDW statistically different numerical values compared to 3.11 g of AFW; 1.53 g RFW 1.61 g ADW and 0.22 g RDW of *P. vulgaris* uninoculated with *M. symbioticum* and *X. autotrophicus* sown in soil not contaminated by WMO used as Relative Control(RC). Increasing phenology and biomass of *P. vulgaris* enhanced with *M. symbioticum* and *X. autotrophicus*, supports that a reduction in WMO concentration was due to the radical activity of *P. vulgaris* and the transforming capacity of metabolites inside its root by *M. symbioticum* and *X. autotrophicus* (Madariaga-Navarrete *et al.*, 2017; Gouthami *et al.*, 2023), as shown in the enhanced *P. vulgaris* response with *M. symbioticum* and *X. autotrophicus* in (figure 2).

Figure 2. *Phaseolus vulgaris* phenology enhanced with *Methylobacterium symbioticum* and *Xanthobacter autotrophicus* to seedling during phytoremediation of soil polluted by 26,990 ppm of waste motor oil after 50 days.



RC (relative control): *P. vulgaris* uninoculated with *M. symbioticum* and *X. autotrophicus* fed with 100% mineral solution in soil no polluted WMO. NC (negative control): *P. vulgaris* uninoculated with *M. symbioticum* and *X. autotrophicus* uninoculated, irrigated with water in soil polluted by 38,204 ppm WMO (negative control), T1: *P. vulgaris* with *X. autotrophicus* fed with 50% mineral solution in soil polluted by WMO remaining from biostimulation (Treatment 1), T2: *P. vulgaris* with *M. symbioticum* fed with 50% mineral solution in soil polluted by WMO remaining from biostimulation (Treatment 2), T3: *P. vulgaris* with *M. symbioticum* and *X. autotrophicus* fed with 50% mineral solution in soil polluted by WMO remaining from biostimulation (Treatment 3).


Table 6. Phenology and prefloration biomass of *Phaseolus vulgaris* enhanced with *Methylobacterium symbioticum* and *Xanthobacter autotrophicus* in phytoremediation of contaminated soil by 26,990 ppm of waste motor oil (WMO) after 50 days

<i>Phaseolus vulgaris</i> *	Plant height (cm)	Radical length (cm)	Fresh weight (g)		Dry weight (g)	
			Aerial	Radical	Aerial	Radical
Uninoculated in soil unpolluted fed with mineral solution at 100%	58.46 ^{c**}	33.44 ^b	5.34 ^b	2.55 ^b	2.76 ^b	1.18 ^b
Uninoculated in soil polluted by 38,204 ppm of WMO irrigated only water	44.54 ^{cd}	21.52 ^c	3.98 ^c	1.92 ^c	1.46 ^b	1.07 ^b
Enhanced with <i>M. symbioticum</i> in soil polluted by WMO remaining from biostimulation	96.3 ^a	38.5 ^a	6.70 ^a	4.61 ^a	2.97 ^a	2.19 ^a

Enhanced with <i>X. autotrophicus</i> in soil polluted by WMO remaining from biostimulation	85.14 ^b	39.42 ^a	6.33 ^a	4.65 ^a	2.89 ^a	2.27 ^a
Enhanced with <i>M. symbioticum</i> and <i>X. autotrophicus</i> remaining from biostimulation	91.1 ^a	44.46 ^a	5.10 ^b	4.38 ^a	2.82 ^a	2.25 ^a
*n=6 **different letters showed statistically different according to ANOVA/Tukey p<0.05%.						

Table 6 shows the phenology and pre-flowering biomass of *P. vulgaris* enhanced with *M. symbioticum* and statistically different numerical values compared to the 58.46 cm PH and 33.44 cm RL of *P. vulgaris* uninoculated in the soil unpolluted by WMO. In the biomass, *P. vulgaris* improved with *M. symbioticum* and *P. vulgaris* uninoculated sown in the soil not contaminated by WMO used as RC, as shown in figure 2. In the phenology and biomass of *P. vulgaris* enhanced with *M. symbioticum* and *X. autotrophicus*, its supports that when both of them colonizing the interior of the roots used radical metabolism compounds to transform them into phytohormones that induced a dense root system by biostimulation with the mineral solution for maximum uptake and at the same time to mineralize aromatic hydrocarbons remaining from the WMO, that allowed a similar root growth of *P. vulgaris* that was observed on unimpacted soil by WMO (Kafle *et al.*, 2022; Meištinkas *et al.*, 2023).

Figure 3. Phenology of *Phaseolus vulgaris* enhanced with *Methylobacterium symbioticum* and *Xanthobacter autotrophicus* at pre-flowering in the phytoremediation of soil contaminated by 3000 ppm of waste motor oil (WMO).



RC (relative control): *P. vulgaris* uninoculated with *M. symbioticum* and *X. autotrophicus* fed with 100% mineral solution in soil no polluted WMO. NC (Negative Control): *P. vulgaris* uninoculated with *M. symbioticum* and *X. autotrophicus* uninoculated, irrigated with water in soil polluted by 38,204 ppm WMO (Negative Control), T1: *P. vulgaris* with *X. autotrophicus* fed with 50% mineral solution in soil polluted by WMO remaining from biostimulation (Treatment 1), T2: *P. vulgaris* with *M. symbioticum* fed with 50% mineral solution in soil polluted by WMO remaining from biostimulation (Treatment 2), T3: *P. vulgaris* with *M. symbioticum* and *X. autotrophicus* fed with 50% mineral solution in soil polluted by WMO remaining from biostimulation (Treatment 3).

Table 7. Concentration of waste motor oil in agricultural soil remaining from biostimulation and phytoremediation at 25 and 50 days

Agriculture soil polluted by 25,990 ppm of waste motor oil (WMO) remaining from biostimulation	Final concentration (ppm) at	
	seedling at 25 days	Pre-flowering at 50 days
Unpolluted soil by WMO fed with mineral solution at 100% or Relative Control (RC)	0.0	0.0
Soil polluted by WMO non biostimulated or phytoremediated irrigated only water or Negative Control (NC)	38,204 ^{b**}	34,949 ^c
Soil polluted by WMO biostimulated and phytoremediated with <i>Phaseolus vulgaris</i> enhanced with <i>Methylobacterium symbioticum</i>	17,470 ^a	1,735 ^b
Soil polluted by WMO biostimulated and phytoremediated with <i>P. vulgaris</i> enhanced with <i>Xanthobacter autotrophicus</i>	16,956 ^a	1,640 ^b
Soil polluted by WMO biostimulated and phytoremediated with <i>P. vulgaris</i> enhanced with <i>M. symbioticum</i> y <i>X. autotrophicus</i>	17,035 ^a	1,233 ^a

*n=6 **different letters showed statistically different according to ANOVA/Tukey p<0.05%.

Table 7 shows the concentration of WMO in the soil at the end of phytoremediation sowing *P. vulgaris* enhanced with *M. symbioticum* and up to 1233 ppm of WMO in 50 days, a concentration that was lower than the maximum limit accepted by NOM-138-SEMARNAT/SSA1-2012.

This numerical value was statistically different compared to 34,949 ppm in soil impacted by WMO non biostimulated or phytoremediated used as negative control (NC). This result supports that in the soil impacted by WMO, biostimulation with Triton X-100 and Tween 80, and then subsequent biostimulation by applying the mineral solution, the concentration of WMO was reduced (Lee et al., 2018), to allow seed sowing and growth of *P. vulgaris* enhanced with *M. symbioticum* and *X. autotrophicus* that since the interior of the roots of *P. vulgaris* converted organic compounds from root metabolism into phytohormones that increased the mineral uptake capacity and the mineralization of aromatic hydrocarbons from the WMO (Ruikar &

Pawar, 2022; Tonelli *et al.*, 2022), to reduce the WMO concentration to a value below the maximum established by NOM-138-SEMARNAT/SSA1-2012.

Conclusion

The results of this research support that an agricultural soil contaminated by 39,000 ppm of WMO can be bioremediated in **less than period of 60 days** by biostimulation with Triton X-100 and Tween 80 to reduce WMO concentration and to allow phytoremediation with *P. vulgaris* enhanced with *M. symbioticum* and *X. autotrophicus* for relative rapid soil fertility recovering.

Institutional review board statement

This study was conducted in accordance with the guidelines of the Declaration of Helsinki and was approved by the ethics committee of the university.

References

1. Yang C, Yang Z, Zhang G, Hollebone B, Landriault M, Wang Z, et al. 2016. Characterization and differentiation of chemical fingerprints of virgin and used lubricating oils for identification of contamination or adulteration sources. *Fuel* 163:271-281. DOI: <https://doi.org/10.1016/j.fuel.2015.09.0704>.
2. General law of ecological balance and environmental protection [online]. Mexico: Chamber of Deputies H. Congress of the Union; Last reform DOF 05/15/2018; 2018. Available at: <http://www.diputados.gob.mx/LeyesBiblio/ref/lgeepa.htm>.
3. Mexican Official Standard NOM-138-SEMARNAT/SSA1-2012, Maximum permissible limits of hydrocarbons in soils and guidelines for sampling in characterization and specifications for remediation. DOF Secretary of the Interior [online]. 2013. Available at: http://www.dof.gob.mx/nota_de_talle.php?codigo=5313544&fecha=10/09/20135.
4. Shukry W, Al-Hawas GHS, Al-Moaikal RMS, El-Bendary MA. 2013. Effect of petroleum crude oil on mineral nutrient elements, soil properties and bacterial biomass of the rhizosphere of jojoba. *British Journal of Environment & Climate Change* 3(1):103-18. DOI: <https://doi.org/10.9734/BJECC/2013/24926>.
5. Ramadass K, Megharaj M, Venkateswarlu K, Naidu R. 2015. Ecological implications of motor oil pollution: earthworm survival and soil health. *Soil Biol Biochem* 85:72-81. DOI: <https://doi.org/10.1016/j.soilbio.2015.02.026>
6. Lamichhane, S., Krishna, K. B., & Sarukkalige, R. 2017. Surfactant-enhanced remediation of polycyclic aromatic hydrocarbons: a review. *Journal of Environmental Management*, 199, 46-61. <https://doi.org/10.1016/j.jenvman.2017.05.037>
7. Sutthicharoen, S., Wibuloutai, J., Prathumchai, N., & Suttichareon, S. 2023. Removal of Total Petroleum Hydrocarbons from Contaminated Soil with Used Lubricating Oil by Surfactant: Triton X-100, and Cow Manure Amendments. *Burapha Science Journal*, 1144-1160.

8. Anza Cruz HG, Orantes Calleja PD, González-Herrera R, Ruíz Marín A, Espinoza Medinilla E, Martínez Salinas RI, et al. 2016. Bioremediation of soils contaminated with used automotive oil using a biopile system. *R+D Innov Development Space* 5(12):49-77. DOI: <https://doi.org/10.31644/IMASD.12.2016.a043>.
9. Lee SH, Ji W, Kang DM, Kim MS. 2018. Effect of soil water content on heavy mineral oil biodegradation in soil. *J Soils Sediments* 18: 983-991. DOI: <https://doi.org/10.1007/s11368-017-1849-310>.
10. Meištinkas, R., Vaškevičienė, I., Dikšaitytė, A., Pedišius, N., & Žaltauskaitė, J. 2023. Potential of Eight Species of Legumes for Heavy Fuel Oil-Contaminated Soil Phytoremediation. *Sustainability*, 15(5), 4281. <https://doi.org/10.3390/su15054281>
11. Ruikar, A., & Pawar, H. S. 2022. Diversity and Interaction of Microbes in Biodegradation. *Microbial Community Studies in Industrial Wastewater Treatment*, 185-213.
12. Cheng, M., Zeng, G., Huang, D., Yang, C., Lai, C., Zhang, C., & Liu, Y. 2017. Advantages and challenges of Tween 80 surfactant-enhanced technologies for the remediation of soils contaminated with hydrophobic organic compounds. *Chemical Engineering Journal*, 314: 98-113. <https://doi.org/10.1016/j.cej.2016.12.135>
13. Nasr, M. 2019. Environmental perspectives of plant-microbe nexus for soil and water remediation. *Microbiome in Plant Health and Disease: Challenges and Opportunities*, 403-419. https://doi.org/10.1007/978-981-13-8495-0_18
14. Chan-Quijano, J. G., Cach-Pérez, M. J., & Rodríguez-Robles, U. 2020. Phytoremediation of soils contaminated by hydrocarbon. *Phytoremediation: In-situ Applications*, 83-101. https://doi.org/10.1007/978-3-030-00099-8_3
15. Kochhar, N., Shrivastava, S., Ghosh, A., Rawat, V. S., Sodhi, K. K., & Kumar, M. 2022. Perspectives on the microorganism of extreme environments and their applications. *Current research in microbial sciences*, 3, 100134. <https://doi.org/10.1016/j.crmicr.2022.100134>
16. Madariaga-Navarrete, A., Rodríguez-Pastrana, B. R., Villagómez-Ibarra, J. R., Acevedo-Sandoval, O. A., Perry, G., & Islas-Pelcastre, M. 2017. Bioremediation model for atrazine contaminated agricultural soils using phytoremediation (using *Phaseolus vulgaris* L.) and a locally adapted microbial consortium. *Journal of Environmental Science and Health, Part B*, 52(6), 367-375. <https://doi.org/10.1080/03601234.2017.1292092>
17. Gouthami, K., Mallikarjunaswamy, A. M. M., Bhargava, R. N., Ferreira, L. F. R., Rahdar, A., Saratale, G. D., ... & Mulla, S. I. 2023. Microbial Biodegradation and Biotransformation of Petroleum Hydrocarbons: Progress, Prospects, and Challenges. *Genomics Approach to Bioremediation: Principles, Tools, and Emerging Technologies*, 229-247. <https://doi.org/10.1002/9781119852131.ch13>
18. Kafle, A., Timilsina, A., Gautam, A., Adhikari, K., Bhattarai, A., & Aryal, N. 2022. Phytoremediation: Mechanisms, plant selection and enhancement by natural and synthetic agents. *Environmental Advances*, 8, 100203. <https://doi.org/10.1016/j.envadv.2022.100203>

19. Meištinkas, R., Žaltauskaitė, J., & Pedišius, N. 2023. The ability of legumes to increase soil nutrient content during petroleum hydrocarbons-contaminated soil phytoremediation. In Book of abstracts 32nd International Conference, Ecology & Safety. Sciencecebg.
20. Morales-Guzmán, G., Ferrera-Cerrato, R., Rivera-Cruz, M. D. C., Torres-Bustillos, L. G., Mendoza-López, M. R., Esquivel-Cote, R., & Alarcón, A. 2023. Phytoremediation of soil contaminated with weathered petroleum hydrocarbons by applying mineral fertilization, an anionic surfactant, or hydrocarbon clastic bacteria. *International Journal of Phytoremediation*, 25(3), 329-338. <https://doi.org/10.1080/15226514.2022.2083577>
21. Tonelli, F. C. P., Tonelli, F. M. P., Lemos, M. S., & de Melo Nunes, N. A. 2022. Mechanisms of phytoremediation. In *Phytoremediation* (pp. 37-64). Academic Press. <https://doi.org/10.1016/B978-0-323-89874-4.00023-6>