

Development and quality evaluation of Ready to Serve (RTS) Beverage from dragon fruit

Formatted: Left

Abstract:

Aims: The aim of the present investigation was to standardize dragon fruit (*H. polyrhizus*) RTS beverage based on sensory evaluation and changes in TSS, ascorbic acid, color value, titratable acidity and antioxidant activity and overall acceptability.

Comment [c1]: I suggest that, all subheadings such as aims, study design, place and duration of study, methodology, results and conclusion under the abstract be removed and realign the sentences.

Study Design: Response Surface Methodology (RSM) with face centered design

Place and Duration of Study: College of Food Processing Technology & Bioenergy, Anand Agricultural University, Anand, between August 2022 to July 2023.

Methodology: The dragon fruit RTS beverage was prepared with dragon fruit juice, sugar and citric acid at three different levels of combinations ranged from 10-14 %, 10-15% and 0.3-0.9% respectively. The efforts were made to study biochemical composition and sensory properties of the RTS beverage.

Results: The optimized value for standardized dragon fruit RTS beverage were observed for 14% fruit juice, 12.75% sugar and 0.38% citric acid based on results obtained. It was optimized based all sensorial quality attributes such as color, flavor, taste, overall acceptability and TSS (15.70°Bx) antioxidant activity (26.44% DPPH inhibition) and color value (a^*) 1.49 were found enhanced as concentration of juice was increased.

Conclusion: The dragon fruit RTS beverage prepared by using dragon fruit juice, sugar and citric acid was nutritious and also safe for consumption since there is no addition of artificial colour and flavor.

Keywords: Dragon fruit, TSS, antioxidant activity, RTS, citric acid, RSM

1. Introduction:

Dragon fruit is part of the Cactaceae family and order of Caryophyllales (Rebecca *et al.*, 2010). In early 19th century, the French brought it to Southeast Asia. More than 93% of the world's dragon fruit production is produced by three major countries: Vietnam, China, and Indonesia (Chen and Paull, 2018). *Hylocereus polyrhizus* (red flesh with red peel dragon fruit), *Selenicereus megalathus* (white flesh with yellow peel dragon fruit) and *Hylocereus undatus* (white flesh with red peel dragon fruit) are the three different species of dragon fruit. Pulp (47.40-73.76%), peel (36.70-37.60%), and seed (2.70-14.67%) make up the three main components of dragon fruit. The fruits of the red dragon (*Hylocereus polyrhizus*) have a huge rectangular form, a dark

Formatted: Indent: First line: 0"

red peel with enormous scales and a crimson pulp with small black seeds inside (De Mello, 2014).

The color of *H. polyrhizus* is contributed by betacyanin a compound from a set of water-soluble nitrogen containing pigments known as betalains (Rebecca *et al.*, 2010). Betalains play a vital role as the major antioxidant contributor in *H. polyrhizus* whereas non-betalainic phenolic compounds play a minor role (Esquivel *et al.*, 2007). Betacyanin was found to boost the formation of beneficial gut flora in dragon fruit (Liaotrakoon, 2013). It is low in calories, cholesterol-free and high in antioxidants. It helps to prevent cardiovascular disease and keeps blood pressure in check (Patel and Ishnava, 2019). The production of fruits and vegetable juices is important for human health and commercial sector. (Bhat, 2000). Fruit juices are a good source of sugars, vitamins and minerals, valuable components to human health. The current food trend toward healthier diets makes juice consumption an important natural food alternative and improves the availability of its nutritive compounds (Pushpa *et al.*, 2016).

Dragon fruit can be used to make a variety of processed products, including RTS (ready to serve) beverage, jam, jelly, juice, nectar, squash, cordial smoothies and more, all of which have delicious flavors and essences. Its luscious pulp can also be used to make soft drinks. It encourages the formation of probiotics which aids digestion. It aids in the reduction of blood glucose levels in people with type 2 diabetes (Patel and Ishnava, 2019). Increased awareness in health issues leads to increase the consumption of fruit juices and other natural products as an alternate to the traditional caffeine containing beverages such as tea, coffee or other soft drinks. Accompanying the increase in quantity of consumption, there has been a parallel increase in the variety of fruit juices and beverages offered for sale in the market (Gargani *et al.*, 1987).

Fruit juice based beverages are accepted by consumers because of its appealing color and pleasant taste with nutritional attributes. Soft beverage industry has made significant progress during the last two decades in terms of rise in production and consumption; however, there is a limited range of fruit juice based RTS beverages available in the Indian market. Many types of syrups and soft drinks containing artificial fruit flavors are well known throughout the world. The basic factor considered is the nutritive and therapeutic values, which make them popular and acceptable (Balaswami *et al.*, 2011; Boghaniet *al.*, 2012). Hence keeping these points in

Formatted: Space After: 10 pt

mind, present investigation was done to standardize process parameters for preparation of red dragon fruit RTS beverage.

2. Materials and Methods

The dragon fruits (*Hylocereus polyrhizus*) uniform and ripened were procured from R K farm and Nursery, Nakhatrana, Dist. Kutch-Bhuj Gujarat. The dragon fruit RTS beverage was prepared as per treatment given in Table 1. The selected and sorted dragon fruits were washed with tap water to remove soil and dust particles. The fruits were cut into half, peel was removed manually and small pieces were made by using stainless steel Knife. After cutting operation thick mass of pulp was passed through stainless steel sieve to extract the juice and seeds were removed. Extracted juice was filtered through muslin cloth. The standardization of dragon fruit RTS beverage was carried out by using three different levels of fruit juice concentrations (10-14%), sugar (10-15%) and citric acid (0.3-0.9%) respectively. The digital refractometer was used for measurement of TSS (Total Soluble Solids) and stored in 200ml PET bottles for further use.

2.1 Total soluble solids (TSS)

TSS of dragon fruit pulp, extracted juice and beverage was measured by using Atago RX -7000x refractometer

2.2 Titratable Acidity

Five to ten ml of sample was taken, mixed with 200 ml of distilled water and transferred to a 250 ml volumetric flask. Hundred milliliters of that aliquot were taken in conical flask and titrated with 0.1 N NaOH using phenolphthalein as indicator. The percentage titratable acidity was calculated by formula given (Ranganna, 1986).

$$\text{Titratable acidity (\%)} = \frac{T \times N \times V \times E}{\text{Aliquote volume}} \times 1000$$

Where,

T = Titre value (ml)

N = Normality of NaOH

V = Volume made up (ml)

E = Equivalent weight of citric acid

2.3 Color value

Formatted: Indent: First line: 0"

Formatted: Indent: First line: 0"

The color value of dragon fruit juice was measured by Lovibond colorimeter (Model RT85i) in terms of L*(Lightness), a*(redness and greenness) and b* values (yellowness and blueness). The instrument was calibrated with white and black standard. Sample is placed in a cuvette against the light source and post sources colour L*, a*, b* values were recorded.

Formatted: Indent: First line: 0"

2.4 Antioxidant activity

Antioxidant activity of dragon fruit juice, beverage was determined using the DPPH scavenging effect method as described by Joshi *et al.*, (2019). Hundred milligrams of sample were prepared by adding 1 g of sample in 10 ml of methanol. Hundred milligrams of the aliquot of extract was withdrawn in test tube and then 2.9 ml of DPPH (0.1 mM) solution was added. After vortexing the mixture incubated in dark for 30 min. Absorbance was measured against blank at 517 nm in UV visible Spectrophotometer. DDPH solution was used as blank (control). The antioxidant activity of dragon fruit pulp was calculated by the following formula:

Formatted: Indent: First line: 0"

$$\text{Antioxidant activity (\%)} = \frac{AB - AA}{AA} \times 100$$

Where,

AB = Absorbance of blank

AA= Absorbance of sample

2.6.2.5 Ascorbic acid

Ascorbic acid of the samples was estimated using 2, 6-dichlorophenol-indophenol by titration method (Ranganna, 1986).

$$\text{Ascorbic acid (mg/ 100 g)} = \frac{T \times D \times V \times 100}{A \times V}$$

Where,

T = Titre value

D = Dye factor

V = Volume made up

A = Aliquot of extract taken for estimation

W = Weight or volume of sample taken for estimation

Statistical Analysis: The data collected on different characteristics were analyzed with the help of factorial design in **CRD** using the software.

Comment [c2]: Indicate the type either, within Subject Factorial Design", "Between Subject Factorial Design", or "Mixed Factorial Design. State also the type of software used.

3. Results and Discussion

The perusal of data containing the standardization of dragon fruit juice beverage and its effect on TSS, titratable acidity, color, ascorbic acid, overall acceptability and antioxidant activity are presented in Table 1.

Table 1 Standardization of process for preparation of RTS beverage from dragon fruit juice

Run No	Variables			Responses					
	Fruit juice (%)	Sugar (%)	Citric acid (%)	TSS (°Bx)	Titratable acidity (%)	Color (a*)	Ascorbic acid (mg/100 ml)	Antioxidant activity(%DPPH inhibition)	Overall acceptability
1	14	15.00	0.6	16.10	0.28	1.28	3.64	24.31	8.25
2	14	15.00	0.3	16.25	0.27	1.51	3.71	26.60	8.26
3	12	15.00	0.9	16.75	0.33	1.43	3.75	26.80	7.50
4	12	12.50	0.6	15.52	0.24	1.21	3.48	24.58	8.25
5	12	12.50	0.6	15.42	0.25	1.11	3.45	24.26	8.10
6	12	12.50	0.6	15.60	0.24	1.25	3.50	24.20	7.95
7	10	12.50	0.6	15.55	0.25	1.22	3.52	23.70	7.90
8	10	15.00	0.3	15.30	0.22	1.02	3.41	20.95	8.05
9	14	10.00	0.9	14.65	0.30	1.06	3.15	21.53	7.30
10	12	10.00	0.3	15.05	0.21	1.44	3.65	26.42	8.17
11	12	12.50	0.3	15.40	0.21	1.31	3.45	23.88	8.13
12	12	12.50	0.6	15.50	0.26	1.19	3.55	24.32	8.40
13	14	12.50	0.6	15.48	0.27	1.07	3.42	23.90	8.35
14	10	10.00	0.9	15.60	0.31	1.43	3.68	26.70	7.45
15	12	10.00	0.3	14.25	0.20	0.95	3.17	20.42	8.10
16	10	12.50	0.9	15.70	0.29	1.08	3.38	24.70	7.25
17	12	12.50	0.6	14.85	0.26	1.10	3.10	21.35	8.18
18	10	10.00	0.6	14.70	0.25	1.15	3.24	24.35	8.22
19	14	15.00	0.9	15.85	0.32	0.98	3.45	21.60	7.35

20	14	12.50	0.6	16.10	0.27	1.42	3.65	26.81	8.28
----	----	-------	-----	-------	------	------	------	-------	------

Table 2 The optimum solution for standardized dragon fruit RTS beverage

Parameter	Optimum value
Dragon fruit juice (%)	14
Sugar (%)	12.75
Citric acid (%)	0.38

Table 3 Responses for optimized dragon fruit RTS beverage

Parameters	Mean ± SD
TSS (°Bx)	15.70± 0.03
Titrateable acidity (%)	0.233± 0.003
Color value(a*)	1.49± 0.01
Ascorbic acid (mg/100 ml)	3.65± 0.04
Antioxidant activity (% DPPH inhibition)	26.44± 0.23

Each value is replication of the three observations

3.1 Effect of different levels of fruit juice, sugar and citric acid on TSS of dragon fruit RTS beverage

Total soluble solids (TSS) generally denote the amount of per cent of dissolved solids in a solution and refractometer is the commonly used instrument for its measurement. The data depicted in Table 1, revealed that TSS dragon fruit RTS beverage prepared using fruit juice, sugar and citric acid treated was ranged from 14.25 to 16.75°Bx. The maximum 16.75°Bx of TSS was obtained when 14% dragon fruit juice, 15% sugar and 0.9% citric acid were used; whereas lowest 14.25°Bx of TSS was observed when 10% dragon fruit juice, 10% sugar and 0.3% citric acid was used. dragon fruit juice, sugar and citric acid have significant effect ($p < 0.05$) on TSS of dragon fruit RTS beverage. It was observed that TSS increased significantly with increase in dragon fruit juice and sugar syrup percent in the formulation.

3.2 Effect of different levels of fruit juice, citric acid and sugar on titratable acidity of dragon fruit RTS beverage

The total acid concentration in food is generally measure of titratable acidity of that food. It is also deciding factor in consumer acceptability of product. Generally organic acids are found in foods i.e. citric acid, lactic acid, tartaric acid and acetic acid. These organic acids are responsible for the flavor, colour, microbial stability and shelf life of food. Titratable acidity for different combinations of fruit juice, sugar and citric acid varied from 0.20% to 0.33% in dragon fruit RTS beverage (Table 1). Higher acidity was observed when formulation of fruit juice, sugar and citric acid were used at 14%, 15% and 0.9% respectively, whereas lower acidity was observed in the formulation of fruit juice, sugar and citric acid with 10%, 10% and 0.3% level respectively. Fruit juice, sugar and citric acid have significant effect ($p < 0.05$) on titratable acidity of dragon fruit RTS beverage. The titratable acidity increased with increase in citric acid level in the formulation (Fig.2).

Formatted: Indent: First line: 0"

3.3 Effect of different levels of fruit juice, citric acid and sugar on color of dragon fruit RTS beverage

Color is the first attribute perceived by the human senses and play an important role in the consumers' perception of final selection of food. It is depicted from Table 1 represents the effect of fruit juice, sugar and citric acid on the colour of dragon fruit RTS beverage. The color value (a^*) of beverage for different combinations ranges from 0.95 to 1.51. Highest color value was observed when 14% of fruit juice, 15% of sugar and 0.3% citric acid were used; while, minimum color value (a^*) was observed when 10% of fruit juice, 10% of sugar and 0.3% of citric acid were used in formulation. Only fruit juice had significant effect ($p < 0.05$) on color value (a^*) of dragon fruit RTS beverage. The color value (a^*) decreased with decrease in fruit juice level in the formulation (Fig.3), sugar and citric acid had less contribution to color value.

3.4 Effect of different levels of fruit juice, sugar and citric acid on ascorbic acid of dragon fruit RTS beverage

Ascorbic acid is one the important factor that decides antioxidant activity of foods which prevents or avoids free radicals' formation. The ascorbic acid content for different combinations of fruit juice, sugar and citric acid varied from 3.10 to 3.75 mg/100 ml. The maximum 3.75

mg/100 ml of ascorbic acid was obtained when 14% fruit juice, 15% sugar, 0.9% citric acid were used whereas the minimum 3.10 mg/ 100 ml of ascorbic acid was obtained when 10% fruit juice, 12.50%, sugar, 0.6% citric acid were used. fruit juice and sugar have significant effect ($p < 0.05$) on ascorbic acid of dragon fruit RTS beverage; whereas citric and combined effect all three process parameters found to have ~~non-significant~~~~non-significant~~ effect ($p > 0.05$) on ascorbic acid content of dragon fruit RTS beverage. The ascorbic acid of dragon fruit RTS beverage was increased with increase in fruit juice levels in formulation (Fig. 4).

3.5 Effect of different levels of fruit juice, sugar and citric acid on antioxidant activity (% DPPH inhibition) of dragon fruit RTS beverage

The score for antioxidant activity for different combinations varied from 20.42% to 26.81% (Table 1). The maximum antioxidant activity of 26.81% was obtained when 14% fruit juice, 12.50% sugar syrup, 0.6% citric acid were used; whereas, the lowest antioxidant activity of 20.42% was obtained when 10% fruit juice, 10% sugar, 0.3% citric acid were used for the dragon fruit RTS preparation. Fruit juice and citric acid have significant effect ($p < 0.05$) on antioxidant activity of dragon fruit RTS beverage whereas sugar level and combined effect of fruit juice, sugar and citric have ~~non-significant~~~~non-significant~~ effect ($p > 0.05$) on dragon fruit RTS beverage. The antioxidant activity was increased with increase in fruit juice level in formulation (Fig.5).

3.6 Effect of different levels of fruit juice, sugar and citric acid on overall acceptability score of dragon fruit RTS beverage

The score for overall acceptability for different combinations varied from 7.25 to 8.35 (Table 1) The maximum overall acceptability score of 8.35 was obtained when 12% dragon fruit juice, 12.50% sugar and 0.6% citric acid were used; whereas minimum overall acceptability score obtained was 7.25, when 12% dragon fruit juice, 12.50% sugar and 0.9% citric acid were used. Only citric acid has significant effect ($p < 0.05$) on overall acceptability of dragon fruit RTS beverage whereas fruit juice, sugar levels and combined effect of fruit juice, sugar and citric acid have ~~non-significant~~~~non-significant~~ effect ($p > 0.05$). The overall acceptability score decreased with increase in citric acid per cent in formulation (Fig 6).

3.7 Physicochemical and nutritional of optimized dragon fruit RTS beverage

The data obtained for the physicochemical and nutritional properties of optimized dragon fruit RTS beverage are presented in Table 3. The optimized dragon beverage has 15.70°Bx TSS, 0.23% titratable acidity, 3.65 mg per 100 ml ascorbic acid and 8.26 overall acceptability. The color in terms of (a*) value was observed 1.49 and antioxidant activity was 26.44%. The optimized dragon fruit RTS beverage was found accepted more on the basis of sensory evaluation with optimum level of ascorbic acid, TSS and titratable acidity.

Response plot graph for effect of dragon fruit juice, sugar and citric acid on quality characteristics dragon fruit RTS beverage

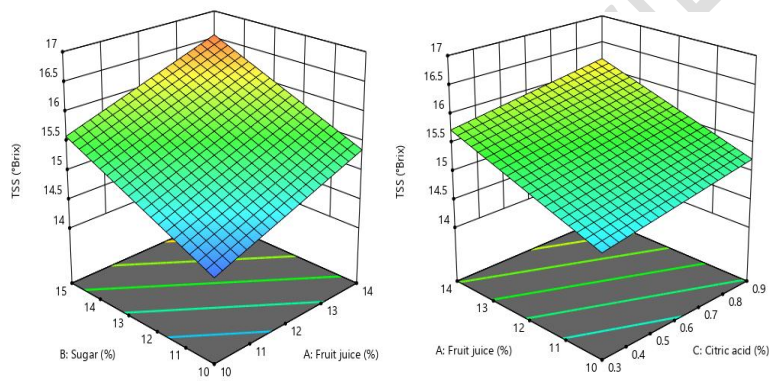


Fig 1. Effect of fruit juice, sugar and citric acid on TSS of dragon fruit RTS beverage

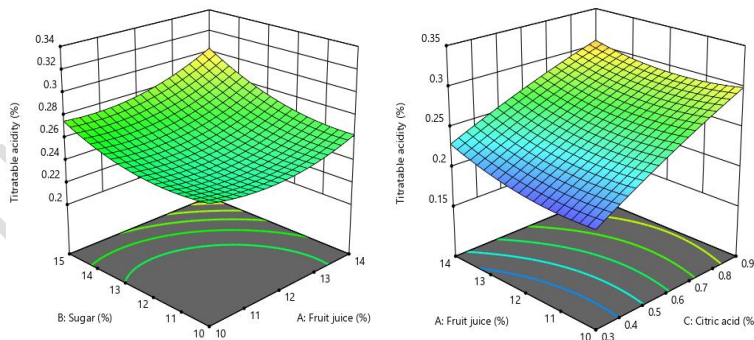


Fig 2. Effect of fruit juice, sugar and citric acid on titratable acidity of dragon fruit RTS beverage

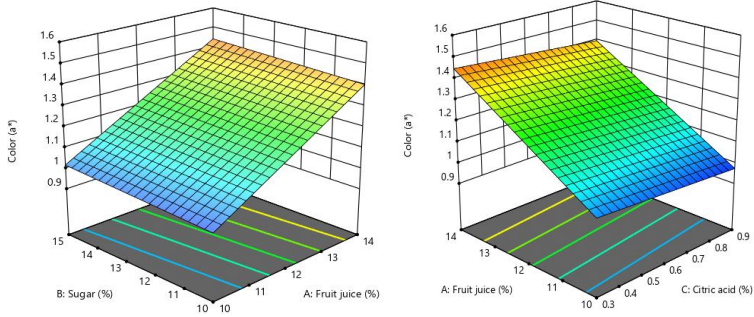


Fig 3. Effect of fruit juice, sugar and citric acid on color of dragon fruit RTS beverage

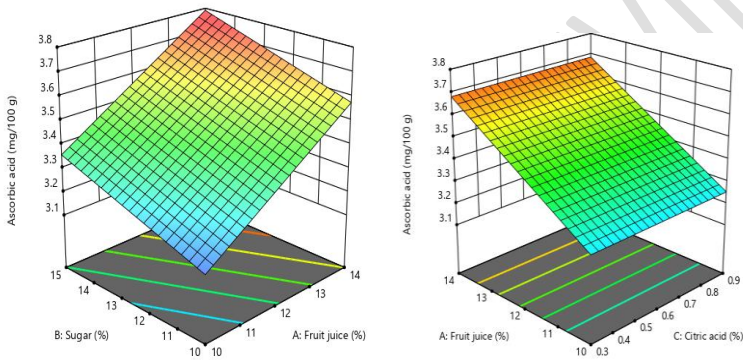


Fig 4. Effect of variables on ascorbic acid of dragon fruit RTS beverage

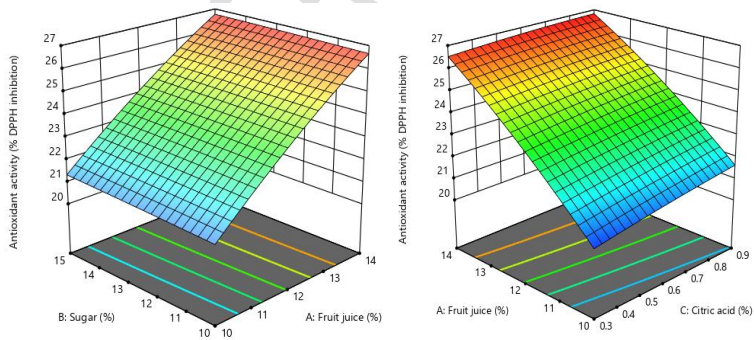


Fig 5. Effect of fruit juice, sugar and citric acid on antioxidant activity of dragon fruit RTS beverage

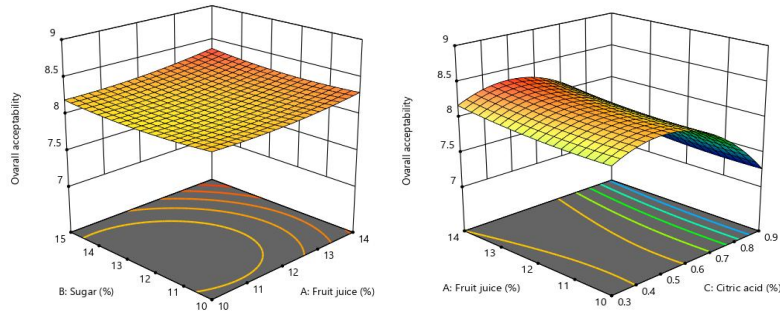


Fig 6. Effect of fruit juice, sugar and citric acid on overall acceptability dragon fruit RTS beverage

Conclusion

The dragon fruit RTS beverage prepared by using dragon fruit juice, sugar and citric acid was nutritious and also safe for consumption since there is no addition of artificial colour and flavor. The findings above indicate that dragon fruit RTS beverage was prepared by using 14% fruit juice, sugar 12.75% and citric acid 0.38%. Thus, beverage was optimized based on sensory evaluation and quality attributes. Increased concentration of fruit juice resulted in increase in color, ascorbic acid and antioxidant activity of dragon fruit RTS beverage.

References

1. Balaswamy, K., Rao, P. P., Nagender, A., & Satyanarayana, A. Preparation of sour grape (*Vitis vinifera*) beverages and evaluation of their storability. *Journal of Food Processing Technology*. 2011; 2(3), 1-4.
2. Bhat, M. K. Cellulase and related enzymes in biotechnology. *Biotechnology advances*. 2000;18(5):355-383.
3. Boghani, A. H., Raheem, A., & Hashmi, S. I. Development and storage studies of blended papaya-aloë vera ready to serve (RTS) beverage. *Journal of Food Processing Technology*. 2012;3(10), 185-188.
4. Chen, N. C. & Paul, R. E. Overall production of dragon fruit and marketing food fertilizer technology for Asian and Pacific region. *Agricultural Policy Platform*. 2018(FFTC-AP).

Formatted: Indent: First line: 0"

5. De Mello, F. R., Bernardo, C., Dias, C.O., Bosmuler, L. C., Silveira, J. L., & Amante, E. R. Evaluation of chemical characteristics and rheological behavior of pitaya (*Hylocereus undatus*) peel. *Fruits*. 2014; 69(5), 381-390.
6. Esquivel, P., Stintzing, F. C., & Carle, R. Comparison of morphological and chemical fruit traits from different pitaya genotypes (*Hylocereus sp.*) grown in Costa Rica. *Journal of Applied Botany and Quality*. 2007; 81(1),7-14.
7. Gagrani, R. L., Rathi, S. D., & Ingle, U. M. Preparation of fruit flavoured beverage from whey. *Journal of Food Science and Technology*. 1987; 24(2), 93-94.
8. Joshi, N., Bains, K., Kaur, H. Optimization of drying time and temperature for preparation of unconventional leafy greens. *Chemical Science Review and letters*. 2019; 8(29), 70-78.
9. Liaotrakoon, W., De Clercq, N., Van Hoed, V., Van de Walle, D., Lewille, B., & Dewettinck, K. Impact of thermal treatment on physicochemical, antioxidative and rheological properties of white-flesh and red-flesh dragon fruit (*Hylocereus spp.*) purees. *Food and Bioprocess Technology*. 2013;6(2), 416-430.
10. Patel, S. K., & Ishnava, K. B. *In-vitro* antioxidant and antimicrobial activity of fruit pulp and peel of *Hylocereus undatus* (Haworth) Britton and Rose. *Asian Journal of Anthropology and Medicinal Foods*. 2019; 5(2):30-34.
11. Pushpa, T. H., Jagadish, S. L., & Suresha, G. J. Influence of blending of natural extract on physicochemical and sensory qualities of aloe vera squash. *The Bioscan*. 2016;11(1):113-117.
12. Ranganna, S. *Handbook of analysis and quality control for fruit and vegetable products*. 1986; 2nd Edition, Tata McGraw-Hill Education, New York.
13. Rebecca O. P. S., Boyce, A. N., & Chandran, S. Pigment identification and antioxidant properties of red dragon fruit (*Hylocereus polyrhizus*). *African Journal of Biotechnology*. 2010;9(10), 1450-1454.