

# Factor and constraints involved in income generation from sericulture: a study in three districts of West Bengal

## Original Research Article

### Abstract

Sericulture is an important sector for income generation in rural areas. Socio-personal and management factors along with relevant constraints were identified for income generation from sericulture in West Bengal. A total of 127 respondents were taken under the three districts *i.e.*, Murshidabad, Nadia and South 24 Pargana. Total 14 socio-personal and 7 management factors were taken as independent variables and were statistically analyzed to understand their relationship with dependent variable income (y). The statistic used was correlation coefficient ( $r$ ). Only 7 from socio-personal and 5 from management variables were found positively correlated with income. A total of 14 and 3 constraints were identified against mulberry and cocoon production, respectively. For mulberry production, 7 constraints were pest and disease related in that root rot disease and mealy bug pest (tukra) effected 8.66% and 18.11% with 6<sup>th</sup> and 1<sup>st</sup> rank respectively. For cocoon production 2 constraints were solely disease related in that grasserie infection and muscardine infection effected 62.20% and 29.92% with 1<sup>st</sup> and 2<sup>nd</sup> rank respectively. In socio-personal and management categories, a total of 4 major constraints were identified against income generation. However, based on the findings, it is to be mentioned that for any future income generation policy in sericulture care should be taken on identified factors and constraints based on their importance identified in this study.

### Keywords

Sericulture, farmer's income, constraints, socio-management factor.

## Introduction

Sericulture is considered a labor-intensive agriculture-oriented cultural practice that promotes employment to a large number of people worldwide for quality silk production. In India, it provides a solid livelihood of approximately 7.5 million people, in addition to a few allied businesses (ITC - Silk Review, 2001). It has been reported that this cash crop pays well to the marginal as well as large farmers with an average annual income of around rupees 40,000/hectare (Jagannath 1995; Chatterjee et al. 2015). Sericulture controls the migration of rural people to urban areas in search of jobs and income (Savithri et al. 2013) followed by providing a year-round source of income contributing to the rural economy's dynamism and vitality (Dewangan 2011). In sericulture, improved cultural practices and new technology adoption behaviour plays vital role in income generation followed by improvement of quality lifestyle and socio-economic standard of the rural population (Raju et al. 2017). Sericulture is practiced in fewer concentrated areas of West Bengal than the other traditional silk-producing states (e.g., Karnataka, Andhra Pradesh, Tamil Nadu, Jammu and Kashmir), as evidenced by the largest number of sericulture families per village ratios, i.e., 48.9 percent in West Bengal (CSB, Ministry of Textiles, Govt. of India., 2003; Roy et al. 2013). As a result, spatial concentration is one of West Bengal's unique characteristics, which would result in the uneven development of a specific region as a result of this livelihood (Roy & Mukherjee 2015; Roy & Sarkar 2015).

Mulberry sericulture serves social objectives like providing off-farm employment of the farmers from leaf production to cocoon marketing through various steps involved in it. Gaps are noticed in the production of quality cocoon for better economic return due to several constraints associated with these practices. Ultimately, farmers are getting low returns due to the poor productivity of mulberry leaf followed by poor quality of cocoon production in comparison to

other crops. It has been reported that mulberry production is hampered due to constraints like; disease-pest attacks (Ramkumar 1997; Mishra 2001), poor knowledge on manure application (Shivalingaiah et al. 1999), shortage of irrigation water (Shivamurthy 1988; Mathaiya 1997), poor technological know-how (Dayananda Patel 1985), unavailability of improved mulberry variety (Gopala 1991), poor extension support (Kumar et al. 1999) etc. Similarly, in quality cocoon production the constraints are reported mainly on poor knowledge about disease-pest control (Srinivasalu 1991; Gopala and Krishna 1993; Singhvi et al. 1994, Nikhade et al. 1995), cocoon marketing issues (Sreenivasa 1989; Kumar et al. 1994, Jagadisha 1999) etc. Planning for a suitable intervention strategy to bridge this gap, it is necessary to identify the constraints faced by the farmers in certain regions.

The present study envisages assessing the socio-economic and management factors and related constraints facing by the sericulture farmers at the grassroots level in relation to generate higher income in sericulture enterprise.

## **Materials and methods**

### ***Study area and sampling***

The present study was purposively conducted in the block Nabagram and Khargram in Murshidabad district, Karimpur-II in Nadia district and Kulpi block of South 24 Pargana district of West Bengal followed by our previous study locale (Sengupta et al. 2023). Total 11 number of villages were selected randomly from the selected blocks. Personal interview method was carried out with randomly selected a total of 127 respondents. The socio-personal and management variables are denoted as 'x<sub>n</sub>' whereas income is denoted as 'y' (Table 1).

### ***Statistical analysis***

The collected independent data of 21 variables were statistically measured by coefficient of correlation ( $r$ ) using SPSS software to understand and identify the degree of relationship in between independent variables with dependent variable income.

### ***Constraints data collection and analysis***

The respondents were asked to mention the constraints they experienced in mulberry production and cocoon production. Later, the identified constraints are categorized as socio-personal and management constraints. Further in one category there is differences in importance among different constraints. Importance of constraints vary from farmer to farmer. The constraints under each category were ranked based on their percentage of importance to the total respondents. The number of respondents and percentage of effects are summarized as per Table 2. The graphical representation of the same are shown in Figure 3 for mulberry production and Figure 4 for cocoon production under three districts.

## **Results and discussion**

### ***Relationship status between independent and dependent variables***

The correlation coefficient ( $r$ ) of the farmer's income ( $y$ ) concerning all independent variables ( $x_1$ - $x_{21}$ ) was established. Individually, all the independent socio-personal variables ( $x_1$ - $x_{14}$ ) and management variables ( $x_{15}$ - $x_{21}$ ) were analyzed with dependent variable income ( $y$ ) using correlation coefficient (Table 1) and graphically presented in Figure 1&2. Amongst 14 independent socio-personal variables 7 were found positively correlated and they are  $x_1$ ,  $x_5$ ,  $x_6$ ,  $x_7$ ,  $x_{11}$ ,  $x_{12}$ , and  $x_{13}$  in which  $x_6$ ,  $x_7$ ,  $x_{12}$ ,  $x_{13}$  showed 1% significant level whereas the remaining seven variables  $x_2$ ,  $x_3$ ,  $x_4$ ,  $x_8$ ,  $x_9$ ,  $x_{10}$  and  $x_{14}$  were found negatively correlated concerning dependent variable income ( $y$ ) which are summarized in table 1. For income ( $y$ ), the variable 'production of mulberry leaf per unit area in kilograms' ( $x_{17}$ ) showed highest positive

value (0.796) and whereas 'no. of employment days / year / labour' ( $x_{19}$ ) showed the highest negative value (-0.216) at 5% significant level. It means income directly depends on the 'production of mulberry leaf per unit area in kilograms' while the 'no. of employment days/year/labour' hampers the income. Again, amongst the independent socio-personal variables 'economic motivation' ( $x_{12}$ ) is found having highest positive correlation with income indicating a social message to the rural unemployed youth and farmers to start practicing sericulture for income generation.

### ***Assessment of socio-personal and management variables for income generation***

Among all agricultural activities, sericulture farmers found to be experienced with a set of factors where more the 'land holding' ( $x_6$ ), the more the income ( $y$ ) generation from here. Farmers having more land, has more scope to continue sericultural activities at maximum level by establishing more mulberry garden, and silk production units which will ultimately promote income. The 'area under mulberry cultivation' ( $x_7$ ) plays a significant role in getting more income from sericulture because more area under sericulture for different activities like plantation, silk worm rearing, cocoon production etc. will provide more employment opportunity to the family member. 'Economic motivation' ( $x_{12}$ ) also triggers a favorable attitude of farmers towards achieving higher income from sericulture. Farmers who already motivated economically are ready to adopt new improved package and practices with recommended technologies to increase production in sericulture and thus generate more income. In other way, the 'economic motivation' also encourages the farmers to upgrade their knowledge level about how to update themselves for modern communication and marketing channels, and technology adoption behaviour which further enhances the income. 'Marketing support' ( $x_{13}$ ) is also an important backup system for higher income from sericulture. A well-defined marketing strategy leads to an

increase of income from sericulture which directly helps them to reach out the production. With a strong and wide marketing support, a sericulture farmer can sale the production nationally and internationally. 'Number of family member engaged in sericulture' ( $x_{16}$ ) activities has a positive impact on income generation. As many as a greater number of family members is efficient in sericulture activities there will be less demand for outside labour. As a result, there will be a save in labour cost and income will be more. 'The production mulberry leaf per unit area' ( $x_{17}$ ) is an important variable for getting higher income in sericulture. If the leaf production is more, then more number of silkworms rearing is possible followed by more number of cocoon production will be achieved. Therefore, production of mulberry leaf is positively correlated and significant for income generation in sericulture. Again 'no. of employment days/ year/labour' ( $x_{19}$ ) has negative impact for income because more the number of employment days, more will be the labour engagement and it will lead to more payment for labour followed by increase of operational cost. Hence, the total cost for production will be higher and profit will be lesser and thus the number of employments days has negative impact on income generation of sericulture farmers.

### ***Constraints faced by the respondents***

In Table 2, the rank-wise identified constraints are summarized of this study which are grouped into general constraints, socio-personal and management constraints. The number of respondents and percentage of effects are graphically represented in Figure 3 for mulberry production and in Figure 4 for cocoon production under the three districts.

In general category, constraints are identified against mulberry production and cocoon production related issues. A total of 14 constraints are recorded against mulberry production activities in which 7 are disease-pest related. Major disease as constraints is identified of root rot

disease and pest of mealy bug (tukra) of mulberry plant where they effected 8.66% and 18.11% respectively. Apart from disease-pest, about 10.24% effect is identified for poor supply of manure and disinfectants. On the other hand, a total of 3 constraints are identified against cocoon production in which 2 are solely disease related *i.e.*, grasserie infection and muscardine infection where they effected 62.20% and 29.92% respectively. Interestingly, cocoon market related issue is identified of 7.88% effect as constraints for selling the cocoons specifically in South 24 Parganas district.

In socio-personal and management category, a total of 4 major constraints are identified which have direct effects on the farmer's income generation (Table 3). The socio-personal factors 'land holding' and 'marketing support' are identified as major constraints whereas 'poor mulberry production' and 'benefit-cost ratio' are identified as management constraints. Overall, farmers those are having small amount of cultivation land, less production of mulberry leaves and hence less income generation which ultimately affect the benefit-cost ratio.

This study on the factors and constraints involved in income generation from sericulture in three districts of West Bengal holds significant scientific relevance in the context of rural development and agricultural economics. The identification and analysis of 14 socio-personal and 7 management factors as independent variables, and their correlation with income, contribute valuable insights into the intricate dynamics of sericulture-based income generation. By employing statistical measures such as correlation coefficients, the study establishes a nuanced understanding of the factors influencing income in this sector.

The comparison with socio-economic studies in agricultural territories of Latin America underscore the universality of challenges faced by rural communities engaged in income generation through agriculture (Campos 2014a; Camacho et al. 2018; Guevara et al. 2012a).

While the specific variables may differ, the broader framework of identifying socio-personal and management factors, along with constraints, aligns with the methodology employed in similar agricultural studies in Latin America (Campos 2014b; Cortez et al. 2016; Campos, 2023). This cross-regional analysis enhances the generalizability of findings and contributes to the broader scientific discourse on sustainable rural development (Olivares and Franco 2015; Olivares et al. 2017).

The identification of constraints against mulberry and cocoon production, particularly the disease-pest-related challenges, provides actionable information for policymakers and stakeholders (Rodriguez et al. 2015; Hernandez and Olivares 2020; Olivares et al. 2020). The study's emphasis on specific issues such as root rot disease, mealy bug pest (tukra), grasserie infection, and muscardine infection, with associated percentages and rankings, adds precision to the understanding of challenges faced in sericulture. Furthermore, the identification of major constraints in socio-personal and management categories offers a comprehensive perspective on the multifaceted nature of obstacles hindering income generation (Guevara 2012b& 2013; Zingaretti et al. 2016).

## **Conclusion**

In conclusion, this study contributes significantly to the scientific literature on sericulture and agricultural income generation. Its findings not only offer practical insights for policymakers and practitioners in West Bengal but also establish a comparative framework with agricultural studies in Latin America, contributing to the broader field of rural development and agricultural economics (Olivares 2014; Montenegro et al. 2021a). The identified factors and constraints should inform future policies aimed at enhancing income generation in the sericulture sector,

fostering sustainable economic development in rural communities (Montenegro et al. 2021b; Pitti et al. 2021).

In West Bengal, sericulture is mostly done by small and marginal farmers. These farmers are mostly unable to earn their revenue from their livelihood due to social and management problems. Development initiatives are not enough to strengthen the hands of these small and marginal farmers, resulting a deduction to obtain the most benefits because of those socio-economic and management issues. This research study has been carried out to identify the socio-personal and management factors and sericulture related constraints those are associated with farmer's income. However, based on the findings of this study, if the identified factors can be addressed in terms of income generation, the income of sericulture farmers will increase in the future.

## References

1. Camacho, R., Olivares, B., Avendaño, N. (2018) Agricultural landscapes: an analysis of the livelihoods of Venezuelan indigenous people. *Revista de Investigación*, 42(93):130 – 153.
2. Campos, B. (2014a) Relationship of nature climate and spirituality of indigenous communities state agricultural Anzoátegui Kariña, Venezuela. *RevistaTiempo y Espacio*, 61(2): 129 – 150.
3. Campos, B. (2014b) Systematization of traditional knowledge and ancestral ethnicity kari'ña in Anzoategui state, Venezuela. *Revista de Investigación*, 82(38): 89 – 102.

4. Campos, B.O. (2023) Fusarium Wilt of Bananas: A Threat to the Banana Production Systems in Venezuela. In: Banana Production in Venezuela. The Latin American Studies Book Series. Springer, Cham. [https://doi.org/10.1007/978-3-031-34475-6\\_3](https://doi.org/10.1007/978-3-031-34475-6_3)
5. Cortez, A., Olivares, B., Rodríguez, M.F., Rey, J.C., Lobo, D. (2016) Information system development of an alternative raingauge network in rural areas. Case state Anzoategui, Venezuela. *Acta Universitaria*, 26(4):65 – 76.
6. Central Silk Board (2003) Sericulture & Statistics, CSB, Ministry of Textiles, Govt. of India.
7. Chatterjee, S., Goswami, R., Bandyopadhyay, P. (2015) Methodology of Identification and Characterization of Farming Systems in Irrigated Agriculture: Study in West Bengal State of India. *Journal of Agricultural Science and Technology*, 17(5): 1127 – 1140.
8. Dayananda Patel, G. P. (1985) A study on knowledge level level and training needs of sericulturists. M.Sc. (Agri.) Thesis, University of Agricultural Sciences, Bangalore, Pp.154.
9. Dewangan, S. (2011) Socio-economic upliftment of Tribal through Tasar sericulture- A study of Tamnar block of Raigarh district, C.G, India. *World Academy of Science, Engineering and Technology*, 72: 481 – 492.
10. Gopala, M. (1991) A study on adoption of recommended mulberry cultivation and silkworm rearing practices in developed and less developed areas of Kolar district. M.Sc. (Agri.) thesis, University of Agricultural Sciences, Bangalore.
11. Gopala, M. and Krishna, K.S. (1993) Problems in adoption of recommended sericulture practices. *Indian Silk*, 32(4): 53.

12. Guevara, E., Olivares, B., Demey, J. (2012a) The Use of Climate Biomarkers in Agricultural Production Systems, Anzoategui, Venezuela. *RevistaMulticiencias*, 12(2): 136 – 145.
13. Guevara, E., Olivares, B., Demey, J. (2012b) Use of and Demand for Agrometeorological Information in Agricultural Production Systems, State of Anzoátegui, Venezuela. *RevistaMulticiencias*, 12(4): 372 – 381.
14. Guevara, E., Olivares, B., Oliveros, Y., López, L. (2013) Estimation of thermal comfort index as an indicator of heat stress in livestock production in the Guanipa plateau, Anzoategui, Venezuela. *RevistaZootecnia Tropical*, 31(3): 209 – 223.
15. Hernández, R., Olivares, B., (2020) Application of multivariate techniques in the agricultural land's aptitude in Carabobo, Venezuela. *Tropical and Subtropical Agroecosystems*, 23(2):1 – 12.
16. ITC -Silk Review. 2001. <http://www.intracen.org/>. Date accessed 12/1/2014.
17. Jagadisha, K. (1999) Constraints in adoption of improved rearing technology practices by different categories of farmers. M.Sc. dissertation, Central Sericultural Research and Training Institute, Mysore, India.
18. Jagannath, N. (1995) Impacts of Sericulture on Income and Employment Generation. *Indian Silk*, 33(9): 11 – 16.
19. Kumar, P., Bhutia, R. and Ahsan, M.M. (1994) Combining ability analysis for filament length and some quantitative traits in bivoltine mulberry silkworm (*Bombyx mori* L.). *Indian Journal of Genetics*, 54: 253 – 257.
20. Kumar, S.N., Kishor Kumar, C.M., Basavaraja, H.K., Mal Reddy, N., Ramesh Babu, M. and Datta, R.K. (1999) Comparative performance of robust and productive bivoltine

- hybrids of *Bombyx mori* L under high temperature conditions. *Sericologia*, 39(4): 567 – 571.
21. Mathaiya, K. (1997) Knowledge and Adoption of Mango Growers, Unpublished M.Sc. (Ag.) Thesis, Agricultural College and Research Institute, Tamil Nadu Agricultural University, Madurai.
22. Mishra, S.N. (2001). Role of Agro-Industries in the Rural Development of Orissa – Performance, Problems and Prospects, *Kurukshetra*, 49(10): 15 – 20.
23. Montenegro, E., Pitti, J., Olivares, B. (2021a) Adaptation to climate change in indigenous food systems of the Tribe in Panama: a training based on CRISTAL 2.0. *Luna Azul*, 51(2): 182 – 197.
24. Montenegro, E., Pitti, J., Olivares, B. (2021b) Identificación de los principales cultivos de subsistencia del Teribe: un estudio de caso basado en técnicas multivariadas. *Idesia*, 39(3): 83 – 94.
25. Nikhade, D.M., Mohod, V. and Rand Bhople, R.S. (1995) Constraints in sericulture in relation to knowledge level and adoption. *Maharashtra Journal of Extension Education*, 14: 223 – 226.
26. Olivares, B. (2014) Application of Principal Component Analysis (PCA) in Socio-Environmental Diagnosis. Case: The Campo Alegre Sector, Simón Rodríguez Municipality, Anzoátegui. *Revista Multiciencias*, 14(4): 364 – 374.
27. Olivares, B. and Franco, E. (2015) Agro-social diagnosis of the indigenous community of Kashaama: An empirical study in the state of Anzoátegui, Venezuela. *Revista Científica Guillermo de Ockham*, 13(1): 87 – 95.

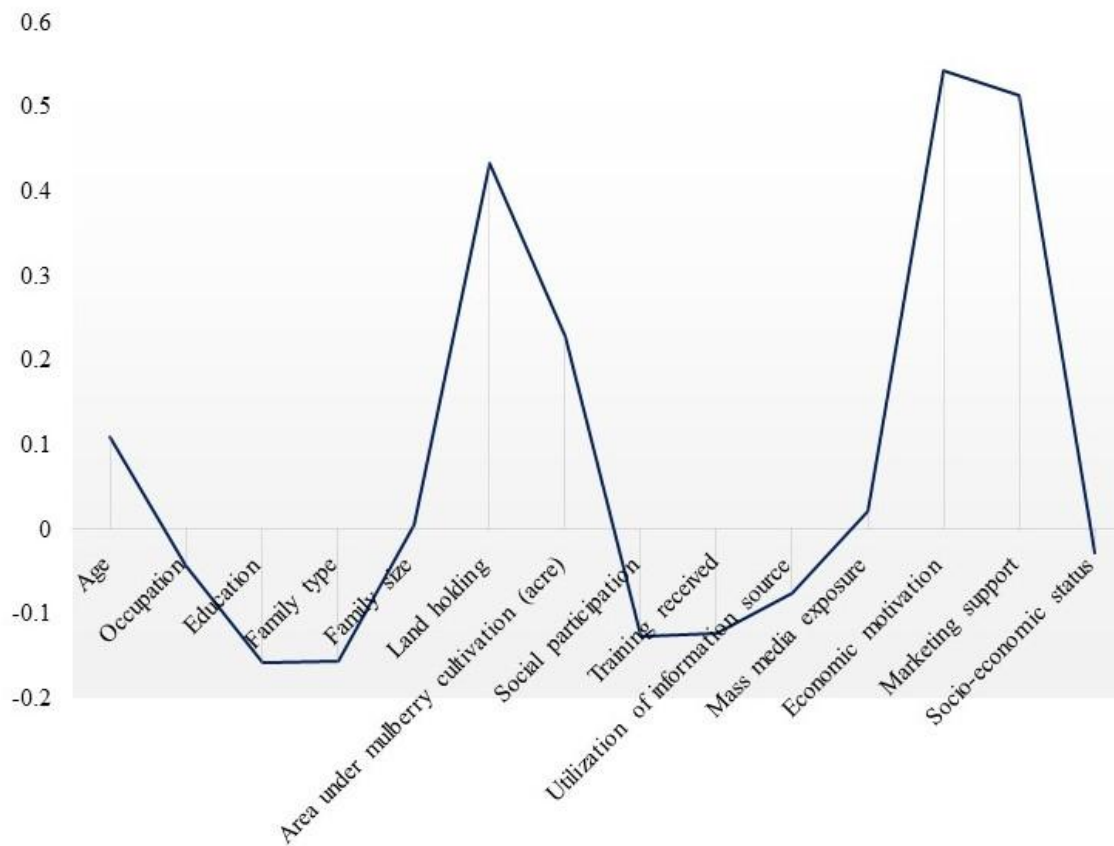
28. Olivares, B., Lobo, D., Cortez, A., Rodríguez, M.F., Rey, J.C. (2017) Socio-economic characteristics and methods of agricultural production of indigenous community Kashaama, Anzoategui, Venezuela. *Rev. Fac. Agron*, 34(2): 187 – 215.
29. Olivares, B., Pitti, J., Montenegro, E. (2020) Socio-economic characterization of Bocas del Toro in Panama: an application of multivariate techniques. *Revista Brasileira de Gestao Desenvolvimento Regional*, 16(3):59 – 71.
30. Pitti, J., Olivares, B., Montenegro, E. (2021) The role of agriculture in the Changuinola District: a case of applied economics in Panama. *Tropical and Subtropical Agroecosystems*, 25(1): 1 – 11.
31. Raju, K., Deshpande, R. and Bedamatta, S. (2017) Vulnerability to climate change: a sub-regional analysis of socio-economic and agriculture sectors in Karnataka, India. *Journal of Development Policy and Practice*, 2(1): 24 – 55.
32. Ramkumar, V.M. (1997) An Analysis of Information Needs and Constraints of Agricultural Entrepreneurs, Unpublished M.Sc. (Ag.) Thesis, Annamalai University, Annamalai Nagar.
33. Rodríguez, M.F, Olivares, B., Cortez, A., Rey, J.C. and Lobo, D. (2015) Natural physical characterization of the indigenous community of Kashaama for the purposes of sustainable land management. *Acta Nova*, 7(2):143 – 164.
34. Roy, C. and Mukherjee, S.R. (2015) An analytical study on determinants of income generation in rural sericulture sector of West Bengal. *Indian Journal of Economics and Development*, 3(2): 168 – 180.

35. Roy, P. and Sarkar, R. (2015) Work Participation and Income Generation from Sericulture: A Case Study of Alomtola Village of Kaliachak-II Block in Malda District, West Bengal. *Social and Economic Geography*, 1(1): 31 – 36.
36. Roy, C. and Mukherjee, S.R. and Ghosh, S. (2013) Sericulture as an Employment Generating Household Industry in West Bengal. *MPRA Paper No. 43672*.
37. Savithri, G., Sujathamma, P. and Neeraja, P. (2013) Indian Sericulture Industry for Sustainable Rural Economy. *International Journal of Economics, Commerce and Research*, 3(2): 73 – 78.
38. Sengupta, M., Biswas, S., Mallick, P., Saha, S. (2023) Influence of Socio-personal and Management Factors to Generate the Knowledge Level of the Farmers Associated with Sericulture of West Bengal, India. *Asian Journal of Agricultural Extension, Economics & Sociology*, 41(2): 47 – 61.
39. Shivalingaiah, Y.N., Srikanta Murthy, P., Anand, T.N. and Suresha, S.V. (1999) Constraints and technology utilization pattern under NARP on central dry zone of Karnataka. *Mysore Journal of Agricultural Sciences*, 33: 169 – 173.
40. Shivamurthy, M. (1988) A study on knowledge level and technology adoption behaviour of sericulturists of Dharwad district in Karnataka state. M.Sc. Thesis, University of Agricultural Sciences, Dharwad, Karnataka.
41. Singhvi, N.R., Sethu Rao, M.K., Madhava Rao, Y.R., Iyengar, M.N.S., Datta, R.K. (1994) Knowledge level and adoption of new sericulture technology by farmers in Hunsur taluk, Mysore district, Karnataka State – An evaluation. *Indian Journal of Sericulture*, 33(1): 48 – 55.

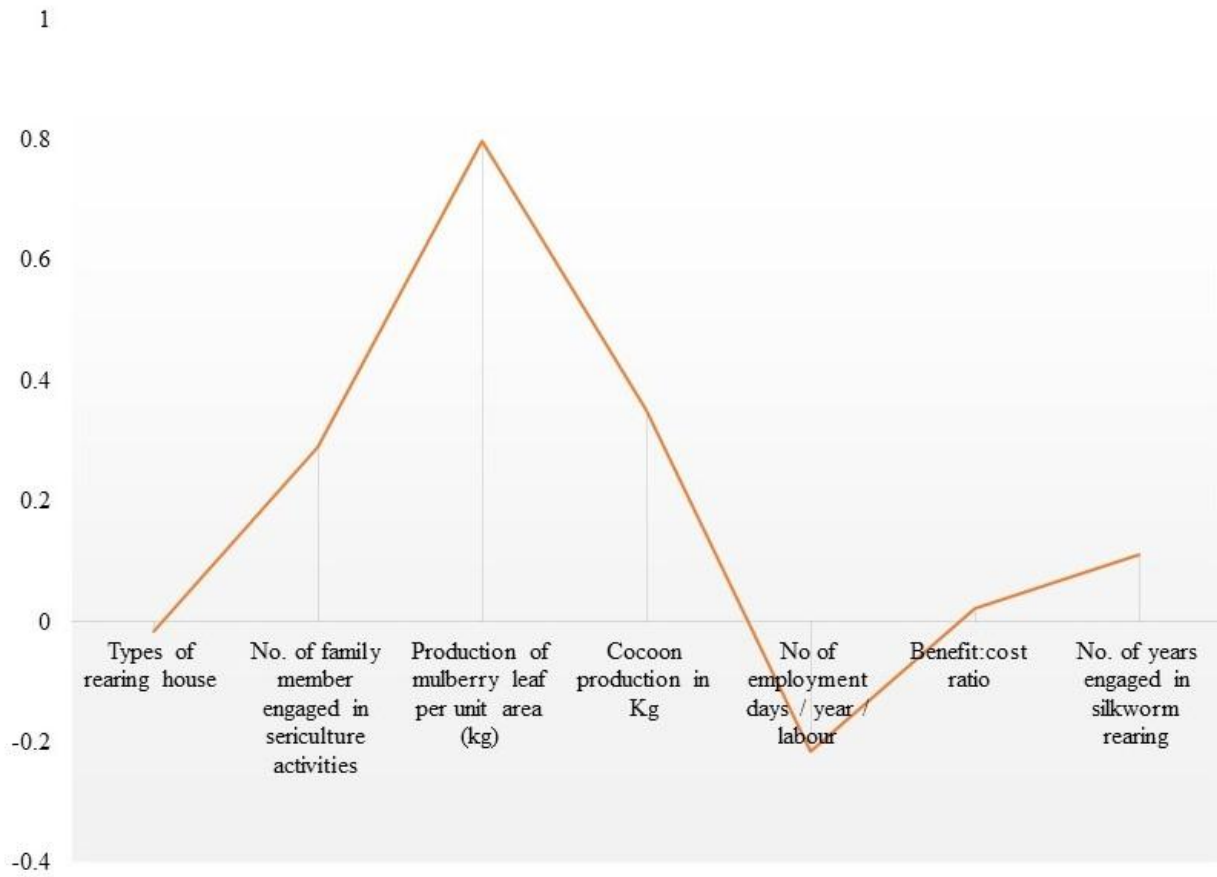
42. Sreenivasa, D.H. (1989) A study on adoption of sericultural production technology by farmers and constrains in central dry zone of Karnataka. M.Sc. (Agri.) thesis, University of Agricultural Sciences, Bangalore.
43. Srinivasalu, V.M. (1991) Socio-economic conditions of sericulturists in relation to adoption of new sericultural technologies in Karnataka State. STS Dissertation, ICTRETS, Mysore, Karnataka, India.
44. Zingaretti, M.L., Olivares, B., Demey Zambrano, J.A. & Demey, J.R. (2016) Typification of agricultural production systems and the perception of climate variability in Anzoátegui, Venezuela. *Revista FAVE - CienciasAgrarias*, 15(2): 39 – 50.

UNDER PEER RL

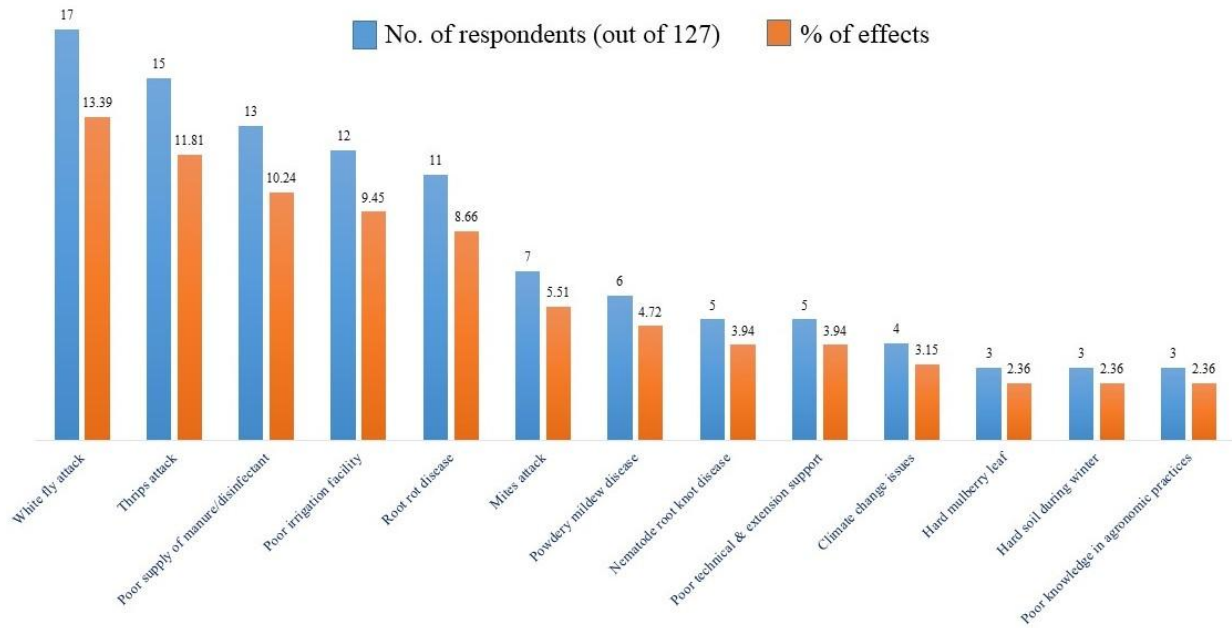
**Figure legends:**



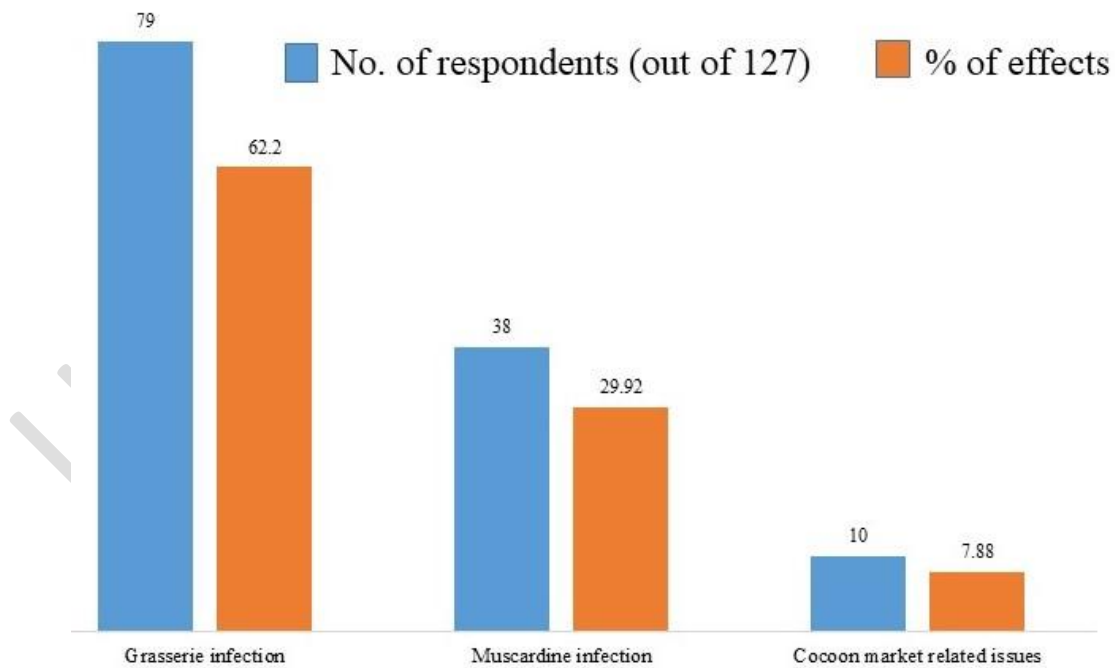
**Fig. 1:** Graphical representation of correlation coefficient (r) values of socio-personal variables ( $x_1-x_{14}$ ) against farmers' income (y).



**Fig. 2:** Graphical representation of correlation coefficient (r) values of management variables ( $x_{14}$ - $x_{21}$ ) against farmers' income (y).



**Fig. 3:** Graphical presentation of identified constraints and % of effect in mulberry production.



**Fig. 4:** Graphical presentation of identified constraints and % of effects in cocoon production.

**Table 1:** Correlation coefficient ( $r$ ) of income ( $y$ ) with the causal variables ( $x_1 - x_{21}$ ).

Sl. no.	Independent variables	Symbol	' $r$ ' value
<i>Socio-personal variables</i>			
1.	Age	$x_1$	0.109
2.	Occupation	$x_2$	-0.043
3.	Education	$x_3$	-0.159
4.	Family type	$x_4$	-0.157
5.	Family size	$x_5$	0.004
6.	Land holding	$x_6$	0.432**
7.	Area under mulberry cultivation (acre)	$x_7$	0.228**
8.	Social participation	$x_8$	-0.128
9.	Training received	$x_9$	-0.123
10.	Utilization of information source	$x_{10}$	-0.076
11.	Mass media exposure	$x_{11}$	0.021
12.	Economic motivation	$x_{12}$	0.541**
13.	Marketing support	$x_{13}$	0.512**
14.	Socio-economic status	$x_{14}$	-0.029
<i>Management variables</i>			
15.	Types of rearing house	$x_{15}$	-0.018
16.	No. of family member engaged in sericulture activities	$x_{16}$	0.288**
17.	Production of mulberry leaf per unit area (kg)	$x_{17}$	0.796**
18.	Cocoon production in kg	$x_{18}$	0.351**
19.	No. of employment days / year / labour	$x_{19}$	-0.216*
20.	Benefit:cost ratio	$x_{20}$	0.022
21.	No. of years engaged in silkworm rearing	$x_{21}$	0.111

\*\*Correlation is significant at the 1% level.

\*Correlation is significant at the 5% level.

**Table 2.** List of general constrains identified in this study.

Sl. No.	Constraints against mulberry production	No. of respondents (Out of 127)	% of effect	Rank
1.	Mealy bug (tukra) attack	23	18.11	I
2.	White fly attack	17	13.39	II
3.	Thrips attack	15	11.81	III
4.	Poor supply of manure/disinfectant	13	10.24	IV
5.	Poor irrigation facility	12	9.45	V
6.	Root rot disease	11	8.66	VI
7.	Mites attack	7	5.51	VII
8.	Powdery mildew disease	6	4.72	VIII
9.	Nematode root knot disease	5	3.94	IX
10.	Poor technical & extension support	5	3.94	
11.	Climate change issues	4	3.15	X
12.	Hard mulberry leaf	3	2.36	XI
13.	Hard soil during winter	3	2.36	
14.	Poor knowledge in agronomic practices	3	2.36	
Sl. No.	Constraints against cocoon production	No. of respondents (Out of 127)	% of effect	Rank
1.	Grasserie infection	79	62.20	I
2.	Muscardine infection	38	29.92	II
3.	Cocoon market related issues	10	7.88	III

**Table 3.** List of Socio-personal and management constraints identified for income.

Domain	Socio-personal	Management
Income	<ul style="list-style-type: none"> <li>• Small amount of land holding,</li> <li>• Poor marketing support</li> </ul>	<ul style="list-style-type: none"> <li>• Low rate production of mulberry leaves,</li> <li>• Lower Benefit: cost ratio</li> </ul>