

Evaluation of Morphological Characteristics, Yield Potential, and Essential Oil Composition of *Ocimum sanctum* Genotypes for Crop improvement

ABSTRACT

Ocimum sanctum, also known as Holy Basil, is an aromatic herb with a long history of use in traditional medicine. It is native to tropical and subtropical regions of Asia and is now cultivated worldwide. Plants have erect, much-branched sub-shrub with simple opposite green or purple leaves that are strongly scented and hairy stems and leaves has a strong, characteristic aroma that occurs mainly because of the volatile oils present. In this experiment, 30 genotypes of *Ocimum sanctum* were evaluated for morphological, yield and quality traits. At nursery stage, germination percentage, seedling shoot length and seedling root lengths were recorded. Among the accessions, OS-22 exhibited the highest germination percentages (82%), Seedling shoot and root length were highest in OS-18 and OS 21 (35 cm and 11 cm) respectively. In the main field, the accessions were characterized for qualitative traits viz growth habit, leaf colour and stem colour. The accessions were grouped into two, based on growth habit. Based on stem and leaf colour the accessions were grouped into five and four groups respectively. In case of quantitative traits, plant height achieved maximum in the accession OS 22 (88cm) followed by OS 17(75cm). The accessions OS-15 and OS-22 exhibited more extensive plants spread, while OS-21 and OS-13 had higher number of primary branches. Accessions OS-20 and OS-23 recorded more number of leaves (409 and 422) and the accessions OS-22 and OS-11 recorded highest fresh leaf weight (370.2 g & 301.67 g). The essential oil recovery and oil yield was highest in the accession OS 20 (green type) followed by OS 22 (purple type). Characterization of oil in GCMS revealed that the key component was eugenol, which showed highest content in accession OS-20 (46 %). This study can be used for further crop improvement studies and breeding programs.

Keywords: *Ocimum sanctum*, Eugenol, Essential oil, GC-MS

1. INTRODUCTION

Ocimum sanctum, commonly known as holy basil, comes under the genus *Ocimum* belongs to the family Lamiaceae and has rich historical use in traditional medicinal systems, particularly in Ayurveda. This aromatic plant holds profound significance in various cultures. The therapeutic potential of *Ocimum sanctum* has been recognized for its extensive health benefits. The herb's multifaceted pharmacological actions encompass the ability to counteract physical, chemical, metabolic, and psychological stress. (10) It offers protection against chemical stress like pollutants and heavy metals, as well as physical stressors such as exertion, ischemia, and exposure to extreme conditions. (22) Moreover, it has been shown to positively impact metabolic parameters, including blood glucose, blood pressure, and lipid levels. Its anxiolytic, anti-depressant, and cognitive-enhancing properties contribute to its reputation consider as genic

herb. It exhibits a broad-spectrum antimicrobial activity. It is rich in diverse metabolites, including essential oils, flavonoids, phenolic compounds, and terpenes. (4) The key compound, eugenol, is responsible for its distinct aroma and many of its medicinal effects, including antioxidant, anti-inflammatory, and antimicrobial activities. Other significant metabolites such as caryophyllene, linalool, and ursolic acid further contribute to tulsi's adaptogenic and stress-relieving properties. Collectively, these metabolites interact to provide a range of health benefits, encompassing immune system modulation, cardiovascular support, and cognitive enhancement. (7)

Originating from the Indian subcontinent, *Ocimum sanctum* is identifiable by its potent aroma, petite leaves and vibrant green or sometimes purple coloration. Typically, it assumes the form of a compact, bushy annual herb, reaching heights of up to 18 inches. Leaves are in vibrant green, regal purple, or captivating red shades, exhibiting ovate, lanceolate, or oblong shapes and varying in size from small (1-2 cm long) to large (5-10 cm long). (16) Stem is green, purple, or red, while flowers showcase the elegance of white, the softness of pink, or the majesty of purple, with forms ranging from tubular to bell-shaped. Among the different variants of *Ocimum sanctum*, "sri tulsi" and "krishna tulsi" stand out, distinguished by the colour of their leaves. Morphological variation in holy basil is thought to be due to a combination of genetic and environmental factors. Hence, the research was conducted to identify a genotype with high yield, oil recovery along with unique morphological traits. (4)

MATERIALS AND METHODS

Seeds of *Ocimum sanctum* accessions were collected from different parts of TamilNadu. And the experiment was conducted in RBD with three replication and 30 treatments in the year 2022-23. Seeds were raised in nursery. Seeds germinated after 10 to 14 days of sowing. In the nursery, observation on germination percentage, seedling shoot length and root length were recorded. Seedlings were transplanted to main field at a spacing of 45x 45cm. Regular cultural operations were followed (10) In the main field, both qualitative (plant growth habit, leaf colour, stem colour). Royal Botanical society colour chart was used for screening the germplasm. Quantitative parameters viz. plant height, plant spread, number of primary branches, number of secondary branches, number of leaves per plant, fresh weight of leaves were recorded.

Essential oil % estimation

To extract essential oil fresh leaves were harvested and weighed, leaves were cut into small pieces and water was added with a ratio of 3:1 after adding water sample was boiled by maintaining temperature ranging from 70 to 80°C it takes around 3 hours for distillation by condensation process oil gets collected in upper layer of water and they are separated and collected in a tube.

Essential oil was distilled and oil recovery and oil yield were calculated.

Gas chromatography and mass spectroscopy:

Essential oil of high yielding accessions were analyzed using a Perkin-Elmer (Italy) gas chromatograph (Model 8500) equipped with flame ionization detector (FID), GP-100 printer-plotter and an electronic integrator using BP-1 (SGE, USA) (25 m x 0.5 mm i.e. x 0.25mm film thickness) capillary column coated with polydimethylsiloxane. Nitrogen was used as carrier gas at 10 psi inlet pressure with a flow rate of 0.4 ml/min (linear velocity 14 cm/s). Temperature was programmed from 60 to 220 °C at a ramp rate of 5 °C/min with a final hold time of 10 min, Identification of individual compounds was achieved by comparing their mass spectra with a relevant database, and quantification was done based on peak areas.

Statistical Analysis

The experiment was carried out in randomized block design with 3 replications and 30 treatments, each genotype is considered as one treatment. The mean performance and ANOVA was calculated using SPSS software.

3. RESULTS AND DISCUSSION

In this study, thirty germplasm accessions of Tulsi (*Ocimum sanctum*) were collected and evaluated for morphological, yield and quality traits. In the nursery, germination percentage (ranged from 5% to 95%). The accession OS12 exhibited the highest germination percentage 95%, followed by OS20 (75%). However, the accessions OS10 and OS-3 had much lower germination rates, at 5% and 10%, respectively (figure 4). Significant variations were observed for seedling shoot and root length. Shoot length ranged from (8cm to 35 cm). The accession OS18 and OS16 recorded highest lengths 35cm and 30cm respectively, the accession OS10 recorded the lowest shoot length (8cm). Root length ranged from 3cm to 11cm) It was highest in OS21 and OS22 (11 cm and 10 cm) respectively and lowest in OS7 and OS19. Variation was observed for growth habit, stem and leaf colour. Owing to the ease of crosspollination, morph types, chemo types and genotypes are available in this genus. (13) (1) the accessions were grouped into two based (figure: 1) on growth habit viz., erect and spreading. Erect growth habit was observed in 26 accessions and spreading habit was observed in 4 accession. Based on stem colour the accessions were grouped into 5 (figure: 2) (table: 2), Brilliant purple colour was observed in 4 accession. Light purple stem colour was observed in 8 accession were under, Yellowish green stem colour was observed in 6 accession. Deep purple colour of stem was recorded in 7 accessions. Viz., Dark green was recorded in 3 number of accessions. Based on leaf colour the accessions were grouped into 4 in which accession are grouped under vivid yellowish green colour leaf (figure: 3). Accession were grouped under dark green leaves. Light olive green was observed in 5 accession. (4) Observations in the main field after 45 days (table3) of transplanting revealed significant variations for growth and yield parameters. Plant height (ranged from 15cm to 88cm), the accession OS22 recorded the maximum height (88cm, while OS8 and OS4 had lower height 22.1cm and 23cm, respectively. Plant spread (ranged from 10cm to 62cm) the accessions OS15 and OS18 recorded highest spreads at 58cm and 59cm, respectively. Number of primary branches ranged from 3 to 22 with OS21 having more primary branches (22), followed by OS22 with 15 branches. OS6 had the fewest primary branches (3). The number of secondary branches ranged from 9 to 76 the accession OS20 having the more number of secondary branches 72, and OS6 having the fewest 9. (5) Further the accession were grouped based on statistical analysis and are arranged in a group based on least significant difference. totally 18 groups were classified and those which have similar characters are arranged in same group and its said to be on par with each other (table: 4) Yield observation like number of leaves per plant also varied significantly, with OS20 and OS22 having the more number of leaves 422 and 409, respectively, while OS9 had the fewest leaves 65. Leaf yield ranged from 115g to 371.5g, with OS20 producing the highest yield at 371.5g and OS10 producing the lowest yield at 115g. among the accessions OS20 recorded more plant height, number of primary branches, secondary branches which in turn resulted in high leaf yield. The genetic improvement of the crop depends mostly on the nature and relative magnitude of genetic variance components concerned with yield and yield related attributes yield. (18) of essential oil recovery % ranged from (0.01 to 1%) were accession Os20, OS22 observed 0.9 and 0.85% of essential oil. (figure 5) (8)(11)

Since the yield of OS20 (figure 6) and OS22 (figure 7) is more due to various factors. This essential oil were subjected to screening of major secondary metabolites like eugenol percentage in OS20 is (46%) OS22(20%), caryophyllene in OS20(10%) and OS22(30%), eucalyptol in OS20(2%) and OS22(0.17%), Methyl eugenol in OS20(51.78%) and OS22(34%), elemene in OS20 (6.8%) and OS22(11.6%), and germacrene D in OS20(5.3%) and OS22(7.2%). (9)(17) The compound alpha-terpinol in OS20(5%) and it was absent in OS22. chemical composition of essential oil mainly depends on soil and climatic condition on the location, growing season and maturity stage however plants subjected to present study were cultivated at the same location under same soil and climatic conditions and harvested at the same age. (10) therefore variability of essential oil composition could be considered as variation between two morphotypes (4) Considering all these observations, it is evident that Os20 performed

exceptionally well in terms of morphological characteristics, yield, and containing a higher percentage of secondary metabolites, indicating valuable medicinal and pharmacological properties.

UNDER PEER REVIEW

Table 1: list of germplasm accessions in *Ocimum sanctum*

S.NO	Accession number	Place collected	Latitude (° N)	Longitude (° E)
1.	OS-1	Tiruchirappali	10.7905	78.7047
2.	OS-2	Dindigul	10.3624	77.9695
3.	OS-3	Pudukkottai	10.3833	78.8001
4.	OS-4	Madurai	9.9252	78.1198
5.	OS-5	Salem	11.6643	78.1460
6.	OS-6	Erode	11.3410	77.7172
7.	OS-7	Dharmapuri	12.1211	78.1582
8.	OS-8	Thanjavur	10.7870	79.1378
9.	OS-9	Ariyalur	11.1401	79.0786
10.	OS-10	Namakal	11.2194	78.1678
11.	OS-11	Karur	10.9601	78.0766
12.	OS-12	Vellore	12.9165	79.1325
13.	OS-13	Thiruvallur	13.1231	79.9120
14.	OS-14	Perambalur	11.2342	78.8807
15.	OS-15	Viluppuram	11.9401	79.4861
16.	OS-16	Theni	10.0079	77.4735
17.	OS-17	Musiri	10.9549	78.4439
18.	OS-18	kulithalai	10.9426	78.4172
19.	OS-19	Neyveli	11.5390	79.4794
20.	OS-20	Coimbatore	11.0168	76.9558
21.	OS-21	Kanyakumari	8.0844	77.5495
22.	OS-22	Tirunelveli	8.7150	77.7656
23.	OS-23	Krishnagiri	12.5266	78.2150
24.	OS-24	Sivagangai	9.8433	78.4809
25.	OS-25	Virudhunagar	9.4218	77.8367
26.	OS-26	Ramanathapuram	9.3639	78.8395
27.	OS-27	Thoothukudi	8.7642	78.1348
28.	OS-28	Thiruvarur	10.7661	79.6344
29.	OS-29	Chennai	13.0827	80.2707
30.	OS-30	Thuraiyur	11.1519	78.5951

Table :2 Qualitative characterization of <i>Ocimum sanctum</i> genotypes	
Plant habit	Genotypes
Spreading	Os-1, Os-2, Os-3, Os-4, Os-5, Os-7, Os-8, Os-9, Os-11, Os-12, Os-13, Os-14, Os-15, Os-16, Os-18, Os-19, Os-20, Os-21, Os-22, Os-23, Os-25, Os-26, Os-27, Os-28, Os-29, Os-30
Erect	Os-6, Os-10, Os-17, Os-24
Stem colour	
Yellowish green	Os-1, Os-4, Os-13, Os-16, Os-26, Os-28, Os-30, Os-26, Os-21
Brilliant purple	Os-2, Os-8, Os-15, Os-22
Light purple	Os-3, Os-5, Os-7, Os-10, Os-12, Os-19, Os-21, Os-24
Dark Green	Os-9, Os-20, Os-29
Deep Purple colour	Os-6, Os-11, Os-14, Os-17, Os-18, Os-23, Os-27
Leaf colour	
Vivid yellowish green	Os-1, Os-4, Os-5, Os-7, Os-8, Os-10, Os-12, Os-15, Os-16, Os-21, Os-23, Os-24, Os-26
Light olive green	Os-2, Os-3, Os-6, Os-18, Os-20, Os-25, Os-30
Dark green	Os-9, Os-11, Os-14, Os-19, Os-28
Brilliant yellow green	Os-27, Os-29
Deep purple	Os-13, Os-17, Os-22

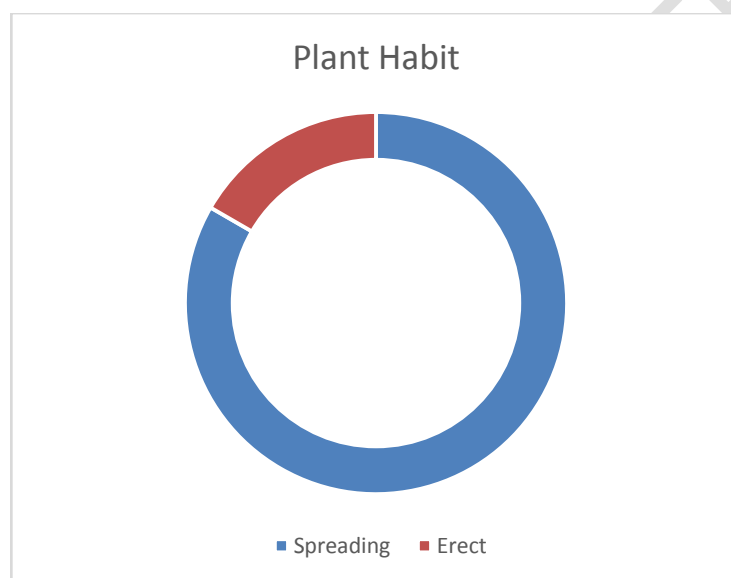


Figure -1 plant habit of *O. sanctum*


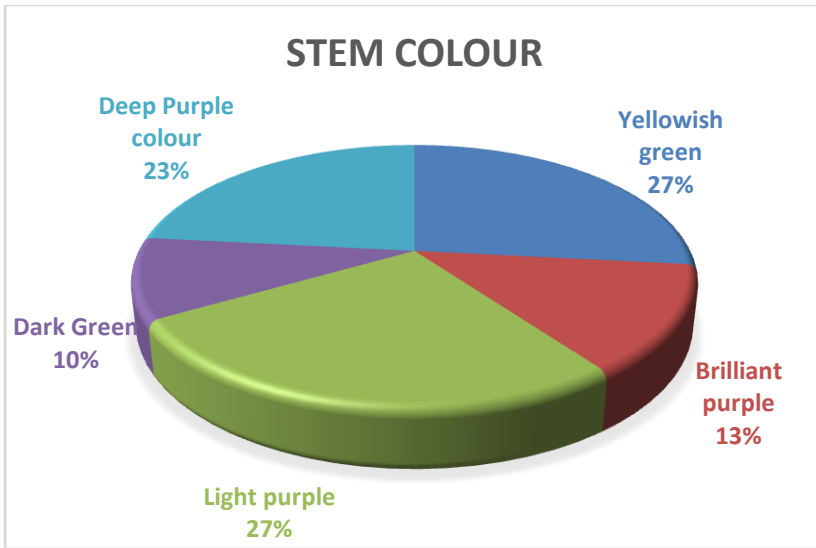


Figure-2 variations among stem colour *O. sanctum*

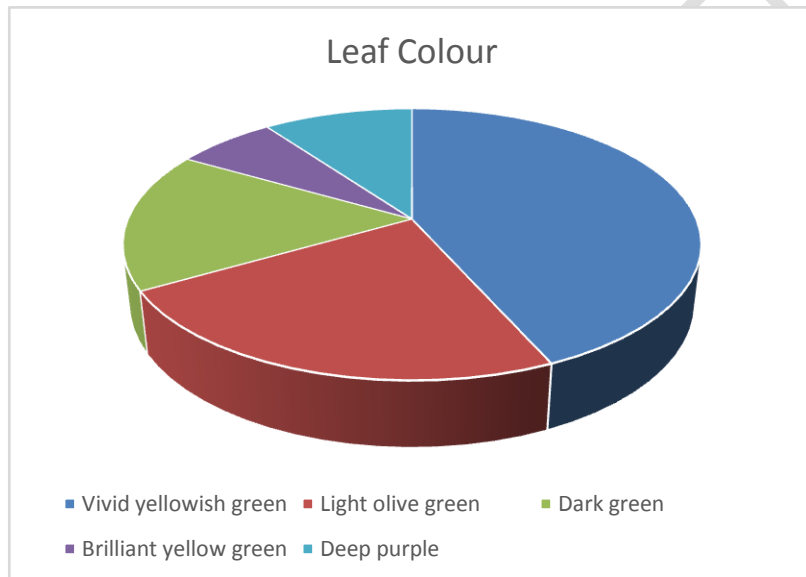


Figure-3 variation of leaf colour in *O. sanctum*

Table 3: morphological parameters of <i>Ocimum sanctum</i> genotypes										
Accession name	Germination %	Shoot length (cm)	root length (cm)	Plant height (cm)	Plant spread (cm)	No of primary branches	No of secondary branches	No of leaves	Leaf fresh wt. (g)	Oil recovery percentage
OS-1	50.41	18.12	5.00	29.40	24.75	9.00	18.00	75	302.67	0.25
OS-2	29.93	23.30	6.12	39.40	31.23	14.00	31.00	98	210.30	0.20
OS-3	10.10	22.22	4.21	27.36	22.13	9.00	27.00	69	333.00	0.01
OS-4	40.72	19.12	5.52	23.21	20.51	8.00	16.00	88	227.31	0.10
OS-5	19.88	29.52	9.00	56.53	44.55	10.00	25.00	150	215.33	0.50
OS-6	29.88	25.30	4.41	36.42	25.88	3.00	9.00	121	290.71	0.05
OS-7	9.79	15.12	3.33	33.63	22.19	7.00	28.00	89	183.92	0.03
OS-8	19.55	20.30	6.00	22.10	15.43	5.00	10.00	97	222.13	0.10
OS-9*	20.17	17.20	10.12	47.66	41.24	11.00	33.00	160	235.67	0.40
OS-10	4.92	8.15	4.01	15.62	10.22	9.00	18.00	65	115.78	0.02
OS-11	49.69	32.22	7.20	50.55	46.15	10.00	20.00	189	354.67	0.54
OS-12	95.73	27.15	9.33	61.24	51.97	15.00	35.00	210	283.67	0.23
OS-13**	77.60	34.33	5.20	55.12	57.79	9.00	27.00	250	211.25	0.36
OS-14	59.52	29.01	6.12	46.42	50.79	13.00	26.00	291	297.62	0.59
OS-15	64.74	30.25	7.55	57.80	64.27	19.00	29.00	198	369.32	0.45
OS-16	70.01	32.23	8.52	62.43	58.65	20.00	48.00	269	274.67	0.39
OS-17	49.78	25.10	6.30	73.44	33.29	10.00	22.00	150	335.95	0.16
OS-18	83.52	35.31	9.20	78.33	61.30	21.00	33.00	215	367.33	0.62
OS-19	45.16	18.21	3.12	34.24	20.80	8.00	16.00	101	337.15	0.09
OS-20**	72.58	33.11	8.33	57.52	45.58	19.00	45.00	325	433.70	0.85
OS-21	78.45	24.22	11.01	67.41	51.98	22.00	35.00	269	280.91	0.59
OS-22**	82.92	27.32	9.20	84.30	46.18	15.00	21.00	356	371.52	0.90
OS-23*	90.51	22.10	5.30	73.13	23.26	21.00	36.00	158	282.57	0.31
OS-24	40.18	20.22	6.41	28.62	25.71	11.00	15.00	198	216.01	0.11

Plant height	0 S2 2	0 S1 7 0 S1 8 0 S2 0	OS 17 OS 23 OS 20	0 S2 1	0 S5 0 S1 2 0 S1 5 0 S1 6	0 S5 0 S1 3 0 S1 5 0 S1 6	0 S9 0 S1 1 0 S1 4	0 S9 0 S1 4 0 S2 9	0 S6 0 S2 6 0 S2 7 0 S3 0	0 S6 0 S1 9 0 S2 5 0 S2 7 0 S3 0	0 S6 0 S7 0 S1 9 0 S2 5 0 S2 7 0 S2 8	0 S2 0 S7 0 S1 9 0 S2 5 0 S2 7 0 S2 8	0 S1 0 S2 0 S3 0 S7 0 S2 4 0 S2 8	0 S3 0 S4	0 S4 0 S8	0 S1 0		
Plant spread	0 S1 5 0 S2 2	0 S1 6 0 S1 8 0 S2 0	OS s13	0 S1 2 0 S1 4 0 S2 1	0 S5 0 S1 1 0 S2 6	0 S5 0 S1 1	0 S9	0 S1 7	0 S2	0 S1 0 S6 0 S2 4 0 S2 7	0 S3 0 S7 0 S2 3	0 S4 0 S1 9 0 S2 5 0 S3 0	0 S2 9	0 S8 0 S2 8	0 S1 0			
No of primary branches	0 S2 1 0 S2 2	0 S1 8 0 S2 3	OS 16 OS 20	0 S1 5	0 S1 2	0 S2	0 S1 4 0 S2 8	0 S2 5	0 S9 0 S2 4 0 S3 0	0 S5 0 S1 1 0 S1 7 0 S2 7	0 S1 0 S3 0 S1 0 S1 3 0 S2 6	0 S4 0 S1 9	0 S7 0 S2 9	0 S8	0 S6			
No of secondary branches	0 S2 0	0 S2 2	OS 12 OS 21	0 S2 0 S1 8 0 S2 3	0 S1 6 0 S2 8	0 S1 5 0 S2 8	0 S2 5	0 S9 0 S2 6	0 S5 0 S1 7	0 S3 0 S7 0 S1 3 0 S2 9	0 S3 0 S1 3 0 S1 4	0 S2 4 0 S3 0	0 S1 1 0 S2 7	0 S1 0 S1 9	0 S4 0 S8	0 S6 0 S8		
Leaf fresh weight	0 S1 1	0 S1 3 0 S1 6 0 S1 8 0 S2 0 0 S2 2	OS 19	0 S1 3 0 S1 5 0 S1 7 0 S1 9	0 S1 0 S2 6	0 S1 0 S5 0 S1 2 0 S2 8	0 S5 0 S1 0 S2 1 0 S2 3	0 S1 0 S1 4 0 S2 1 0 S2 3	0 S2 5	0 S4 0 S8 5 27 0 S2 9	0 S4 0 S7 0 S2 7	0 S4 0 S7 0 S2 4 0 S3 0	0 S2 0 S7 0 S2 4 0 S3 0	0 S1 6				

Oil recovery	O S2 0 O S2 2	O S1 9	OS 14 OS 21	O S1 1	O S5	O S2 8	O S1 5	O S9	O S1 6 O S1 7	O S1 3	O S2 3 O S2 7	O S1 O S2 6	O S1 2 O S2 5 O S2 9	O S2	O S1 8	O S4 O S8 O S2 4	O S6	O S7 O S1 O S3 O S3
-------------------------	------------------------------	--------------	----------------------	--------------	---------	--------------	--------------	---------	------------------------------	--------------	------------------------------	-------------------------	--	---------	--------------	------------------------------------	---------	--

UNDER PEER REVIEW

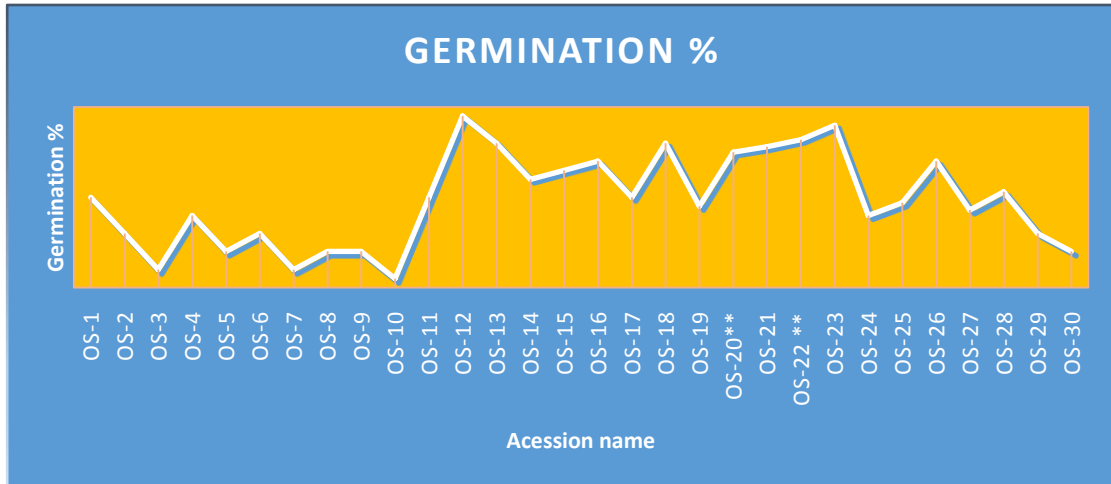


Figure 4- Germination percentage of *O.sanctum* genotypes

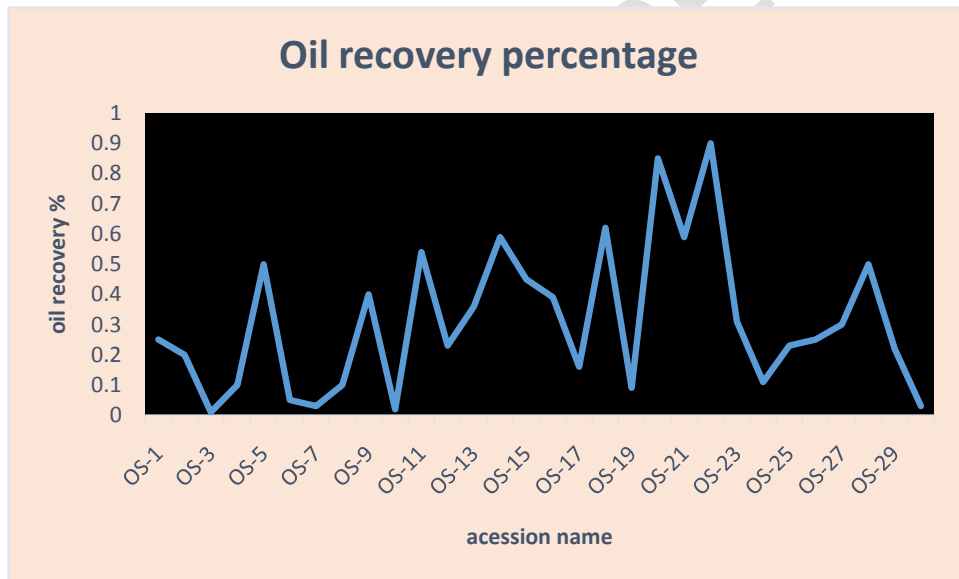


Figure 5- Essential oil recovery percentage of *O.sanctum* genotypes

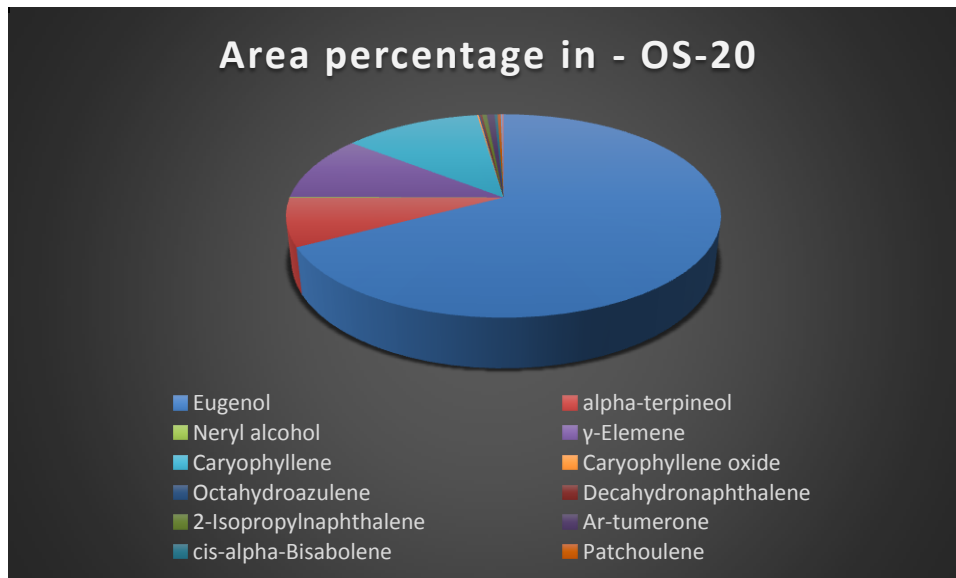


Figure 6- Secondary metabolites and its area percentage through GC-MS in Os-20

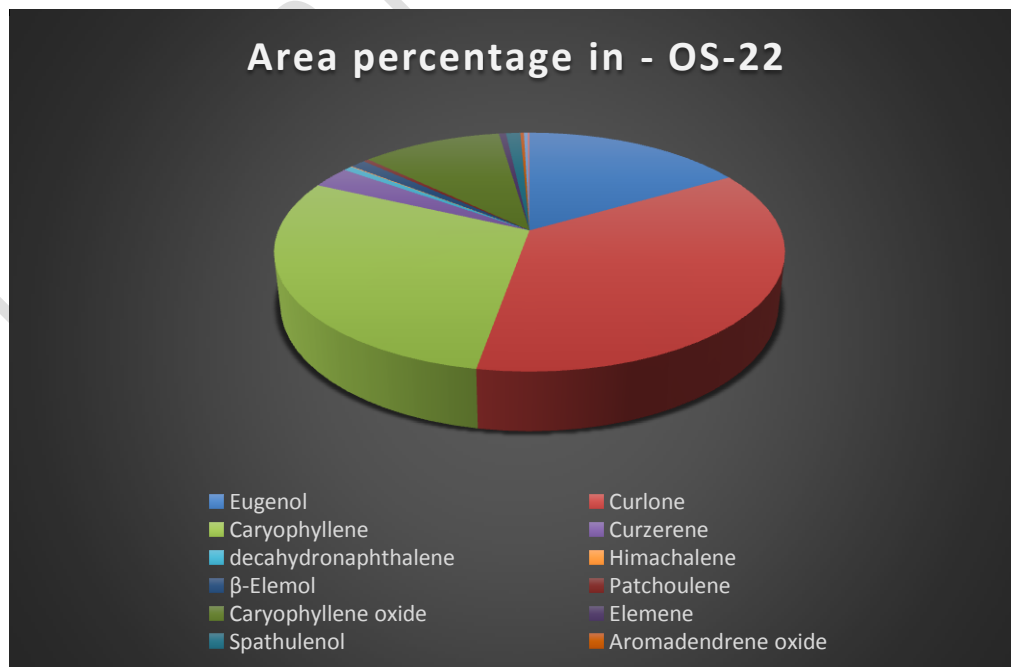


Figure 7- Secondary metabolites and its area percentage through GC-MS in Os-22

Conclusion:

Evaluated 30 *ocimum sanctum* genotypes for their morphological, yield, and quality traits. The findings highlighted significant genetic diversity, ranging from germination percentages to growth habits, stem colors, and essential oil composition. Notably, OS12 exhibited the highest germination rate at 95%, while OS20 and OS22 excelled in growth parameters and essential oil content. OS20 stood out for its exceptional morphological traits, yield, and higher secondary metabolite percentages, suggesting promising medicinal potential. The study underscores the importance of preserving this genetic diversity for sustainable agriculture and pharmaceutical applications, emphasizing the need for further exploration of the genetic mechanisms and utilization of *ocimum sanctum* diverse traits.

UNDER PEER REVIEW

REFERANCE:

1. Awasthi, P. K., and S. C. Dixit. "Chemical Compositions of *Ocimum sanctum* Shyama and *Ocimum sanctum* Rama Oils from the Plains of Northern India." *Journal of essential oil bearing plants* 10, no. 4 (2007): 292-296.
2. Cohen, Marc Maurice. "Tulsi-*Ocimum sanctum*: An herb for all reasons." *Journal of Ayurveda and integrative medicine* 5, no. 4 (2014): 251.
3. Devi, P. Uma, and A. Ganasoundari. "Radioprotective effect of leaf extract of Indian medicinal plant *Ocimum sanctum*." *Indian Journal of Experimental Biology* 33, no. 3 (1995): 205-208.
4. Dharmadasa, R. M., D. A. S. Siriwardhane, K. Samarasinghe, S. H. C. S. Rangana, L. Nugaliyadda, Indika Gunawardane, and A. M. L. Aththanayake. "Screening of two *Ocimum tenuiflorum* L. (Lamiaceae) morphotypes for their morphological characters, essential oil composition and fruit fly attractant ability." *World J. Agric. Res* 3, no. 1 (2015): 1-4.
5. Guenther, E. "Determination of physical and chemical properties." *The Essential Oils* 3 (1960): 236-262.
6. Hiltunen, Raimo, and Yvonne Holm, eds. *Basil: the genus Ocimum*. CRC Press, 1999.
7. Joshi, R. K., and A. K. Sharma. "Determination of Seasonal Variation of Volatile Organic Constituents of the Leaves of Traditional Herb *Ocimum Sanctum* Linn." *Indian J. Pharm. Sci* 83 (2021): 750-757.
8. Khan, Amber, Aijaz Ahmad, Feroz Akhtar, Snowber Yousuf, Immaculata Xess, Luqman A. Khan, and Nikhat Manzoor. "*Ocimum sanctum* essential oil and its active principles exert their antifungal activity by disrupting ergosterol biosynthesis and membrane integrity." *Research in microbiology* 161, no. 10 (2010): 816-823.
9. Kovats, E. Sz. "Gas chromatographic characterization of organic substances in the retention index system." *Adv. Chromatogr.* 1 (1965): 229-247.
10. Kumar, Vinod, Harish Chandra Andola, Hema Lohani, and Nirpendra Chauhan. "Pharmacological review on *Ocimum sanctum* Linnaeus: a queen of herbs." *J of Pharm Res* 4 (2011): 366-368.
11. Laskar, S., and S. Ghosh Majumdar. "Variation of major constituents of essential oil of the leaves of *ocimum-sanctum* linn." *Journal of the Indian chemical society* 65, no. 4 (1988): 301-302.
12. Mahajan, Nipun, Shruti Rawal, Monika Verma, Mayur Poddar, and Shashi Alok. "A phytopharmacological overview on *Ocimum* species with special emphasis on *Ocimum sanctum*." *Biomedicine & Preventive Nutrition* 3, no. 2 (2013): 185-192.
13. Makri, Olga, and Spiridon Kintzios. "*Ocimum* sp. (basil): Botany, cultivation, pharmaceutical properties, and biotechnology." *Journal of herbs, spices & medicinal plants* 13, no. 3 (2008): 123-150.
14. Manaharan, Thamilvaani, Ramaraj Thirugnanasampandan, Rajarajeswaran Jayakumar, M. S. Kanthimathi, Gunasekar Ramya, and Madhusudhanan Gogul Ramnath. "Purified essential oil from *Ocimum sanctum* Linn. Triggers the apoptotic mechanism in human breast cancer cells." *Pharmacognosy magazine* 12, no. Suppl 3 (2016): S327.
15. Manikandan, P., R. Senthil Murugan, H. Abbas, S. K. Abraham, and S. Nagini. "*Ocimum sanctum* Linn. (holy basil) ethanolic leaf extract protects against 7, 12-dimethylbenz [a] anthracene-induced genotoxicity, oxidative stress, and imbalance in xenobiotic-metabolizing enzymes." *Journal of medicinal food* 10, no. 3 (2007): 495-502.

16. Mondal, Shankar, Bijay R. Mirdha, and Sushil C. Mahapatra. "The science behind sacredness of Tulsi (*Ocimum sanctum* Linn.)." *Indian J Physiol Pharmacol* 53, no. 4 (2009): 291-306.
17. Ntezurubanza, L., J. J. C. Scheffer, and A. Baerheim Svendsen. "Composition of the essential oil of *Ocimum gratissimum* grown in rwanda1." *Planta medica* 53, no. 05 (1987): 421-423.
18. Patel, R. P., R. R. Kumar, R. Singh, R. R. Singh, B. R. R. Rao, V. R. Singh, Pankhuri Gupta, Rashmi Lahri, and R. K. Lal. "Study of genetic variability pattern and their possibility of exploitation in *Ocimum* germplasm." *Industrial Crops and Products* 66 (2015): 119-122.
19. Pattanayak, Priyabrata, Pritishova Behera, Debajyoti Das, and Sangram K. Panda. "*Ocimum sanctum* Linn. A reservoir plant for therapeutic applications: An overview." *Pharmacognosy reviews* 4, no. 7 (2010): 95.
20. Salles Trevisan, Maria Teresa, Maria Goretti Vasconcelos Silva, Beate Pfundstein, Bertold Spiegelhalder, and Robert Wyn Owen. "Characterization of the volatile pattern and antioxidant capacity of essential oils from different species of the genus *Ocimum*." *Journal of agricultural and food chemistry* 54, no. 12 (2006): 4378-4382.
21. Shivananjappa, Mahesh, and Manoj Joshi. "Aqueous extract of tulsi (*Ocimum sanctum*) enhances endogenous antioxidant defenses of human hepatoma cell line (HepG2)." *Journal of herbs, spices & medicinal plants* 18, no. 4 (2012): 331-348.