

# Growth Rate and Immune Response of Broiler chicks as affected by Commercial Diet Density, Seed Supplementation of *Lagerstroemia speciosa* and *Nigella sativa*

## ABSTRACT

Poultry meat is an important source of high-quality proteins, minerals, and vitamins, making up 33% of the nation's total supply. Broilers are fast-growing chickens raised specifically for meat. They are bred to be very fast-growing and gain weight quickly. Organic broiler production has a better economic performance due to the ratio between feed prices and sales prices per kg of broiler meat. Plant-based feeds are a rich source of essential plant amino acids, vitamins, minerals, and antioxidants. The study aims to determine the growth rate and immunity responses of broiler chickens affected by commercial diet density and seed supplementation of *Lagerstroemia speciosa* and *Nigella sativa*. The medicinal activities of *Lagerstroemia speciosa* plants are due to their secondary metabolites, such as steroids, terpenoids, glycosides, phenolic compounds, amino acids, saponins, starch, alkaloids, carbohydrates, organic acids, flavonoids, reducing sugars, tannins, and many other active metabolites. Black seeds have great nutritional potential, comprising 35.5% fat and 21 percent protein and containing the crucial fatty acid linoleic acid. The chicks were aged from 0 to 4 weeks. Broiler chicks were used for the experiment. They were randomly assigned to the five experimental diets in a completely randomised design (CRD) with five (05) birds per replicate. Growth models are used to predict the weight of body parts at any age. Blood profile evaluation is important for clinical investigations of the health status of animals and birds.

**Keywords:** Broilers, Growth rate, Immunity, *Lagerstroemia speciosa*, Black seeds, Blood Profile.

## 1. INTRODUCTION

Broiler chickens grow quickly and reach maturity in 8-10 weeks, with a tender-meated skin that is soft and pliable. Selective breeding has been used to increase the weight of the breast muscle for better nutrition and production. India is the fifth largest producer of broiler meat in the world with an annual production of 2.47 million. Breeding scientists select chickens with better growth rates, more efficient feed conversions, and stronger immunity to disease. The demand for meat is increasing, so broiler chickens have been intensively bred and selected for high growth rate, increased feed conversion, and meat yield. Organic broiler production has a better economic performance due to the ratio between feed prices and sales price per kg of broiler meat. Consumers are increasingly interested in naturally-produced or environmentally-friendly products that have high nutritional level of nutrition, no contaminants and good flavour.

Organic poultry production is becoming increasingly popular in India due to the ill effects of conventional farming, and consumers are willing to pay a premium for certified organic chicken meat (Magdeliane & Bloch, 2004; Crandall et al., 2009). The cost of organic broiler production is higher than conventional systems due to the higher prices of organic cereals and soybeans. Chickens exhibit typical behaviours such as foraging, pecking, and scratching, as well as preening and dust-bathing. Their lives are divided into two phases for meat production. In the organic system, slow-growing broilers were placed in an open-sided, naturally ventilated broiler house with two circular hanging feeders, a bell drinker, a tree-tier perch and an outdoor area of 4 m<sup>2</sup> per broiler. Feed intake is an important factor in the performance of broilers in terms of body weight gain, feed efficiency, survivability and meat yield (Decuyper et al., 2000, 2006). Energy and protein levels must be balanced in their diets to ensure optimal growth and physiological state. Growth models are used to predict the weight of body parts at any age (Khan and Zafer, 2005).

The medicinal activities of *Lagerstroemia speciosa* plants are due to their secondary metabolites, such as steroids, terpenoids, glycosides, phenolic compounds, - amino acids, saponins, starch, alkaloids, carbohydrates, organic acids, flavonoids, reducing sugars, tannins and many other active metabolites. Black seeds have great nutritional potential, comprising 35.5% fat and 21 percent protein, and containing the crucial fatty acid linoleic acid. A research study was carried out to evaluate the impact of varying levels of black seed added to feed on the general performance, immunity, and economics of broiler chicks. Green leafy vegetables are rich in vitamins, minerals, protein, and energy. *Nigella sativa* seeds have been shown to have positive effects on broiler chicks' performance, including body weight gain and conversion ratio, as well as dressing weight percentage (Halle et al., 1999; Durrani et al., 2007). A feeding trial will be conducted in commercial broiler chicken for six weeks to assess the performance of birds fed diets with different levels of black cumin seeds, replacing an antibiotic growth promoter.

## 2. MATERIALS AND METHODS

### 2.1 Plant Collection and Authentication

The whole plant of *Lagerstroemia speciosa* was collected at the PG Girls Hostel, Government Arts College, Coimbatore-18. The seeds were used as narcotics. The identification of the plant was authenticated by the Botanical Survey of India, Coimbatore. (NO: BSI/SRC/5/23/2020/Tech/50).

### 2.2 Cleaning and Processing of Seeds

There were two types of experimental samples taken. The first sample is *Lagerstroemia speciosa* seeds the second one is *Nigella sativa* seeds. The one is to clean the outer layer and then dried in the shadow of the sun. The second one is too cheap. Ayurveda store Ganesan Naatu Marundhu Kadai, Pollachi Both the seeds were taken 100 grams and coarsely ground. The ground seeds were kept in a separate, airtight container.

### 2.3 Phytochemical Analysis

The preliminary phytochemical investigation of *Lagerstroemia speciosa* seed showed that they contained steroids, terpenoids, glycosides, phenolic compounds, amino acids, saponins, starch, alkaloids,

carbohydrates, organic acids, flavonoids, reducing sugars, and tannins. The *N. sativa* seeds contain steroids, tannins, terpenoids, flavonoids, anthocyanins, leucoanthocyanin, cardiac glycosides, saponins, and diterpenes.

## 2.4 Feed Preparation

The coarsely ground seeds were divided into 100 grams each. The experimentally prepared feed was mixed with certified organic poultry feed. The remaining groups were fed with green, leafy vegetables, and commercially available feed.

## 2.5 Experimental Animal

The broiler chicks are small and light-bodied. It has white feathers and yellow skin colour and white or cream-coloured ears. The young chicks were placed in the brooder. The temperature must be 95° F, and it must be dropped by 5° F every following week. Proper feed at the proper ratio must be given to chicks, and clean water must be available every time in the brooder.

## 2.6 Acute Toxicity Study

Chicks were fed with 0.1g of seed extract water each day to observe the activity of the chicks to test the toxicity of experimental samples. There is no mortality that occurs in a week. The toxicological study was done for 7 days to find out the mortality rate, if any. It was found to be safe, so the experiment was continued.

## 2.7 Experimental birds and management

The chicks were aged from 2 to 4 weeks. Broiler chicks were used for the experiment. They were randomly assigned to the five experimental diets in a completely randomised design (CRD) with five (05) birds per replicate, given a total number of 25 birds per treatment diet. G1 normal diet served as a control, and G2 fed green leafy vegetables. And commercially available feed in G3, G4, and G5 served as coarse powder for experimental plant seeds, *Lagerstroemia speciosa*, and *Nigella sativa*. The regular feed and water were given ad libitum and to avoid vaccinations in all the experimental groups. They were randomly assigned to the five experimental diets in a completely randomised design (CRD), with five (05) birds per replicate, for a total of 25 birds per treatment diet. For growth promotor activity, five groups are divided; each group consists of five animals (n =5) each group were used.

- Group I - Control group
- Group II - GLV (4.0gm/100gm BW/Green leafy vegetables)
- Group III - CAF (4.0gm/100gm BW/Commercially available feed)
- Group IV - SNS (4.0gm/100gm BW/Seeds of *Nigella sativa*)
- Group V - SLS (4.0gm/100gm BW/Seeds of *Lagerstroemia speciosa*)

## 2.8 Feeding of chicks

In chicks having an age of 2 - 4 weeks, the protein level must be 10–20% protein. The higher level of protein helps increase the growth of chicks. For growers, the protein level must be 15–16% in their diet, and for layers, the protein level must be 18% in their diet. 10% of the carbohydrate is allowed for the total diet.

## 2.9 Watering of Chicks

For starters, one teaspoon of water with sugar is allowed, and normal water is given. Water must be fresh and clean.

## 2.10 Analysis of Growth Promoter

Activity Body weight gain, amount of feed intake, feed conversion ratio, survivability, and meat yield parameters were recorded for each replication. The chicks were weighed. Individually at the beginning of the experimental period and thereafter weekly to calculate BW gain. Replicate-wise feed intake was also recorded at weekly intervals and FCR (feed intake (weight gain) and performance index (Bird, 1955) of broilers during different periods of growth were calculated. Body growth is determined by the deposition of protein, fat, and water and ash in the body (Vincek *et al.*, 2011). With the exception of the diet, all of the birds were raised for six weeks in a litter system. Using the same management techniques. Each set of five chicks was divided up. We recorded the chicks' initial weight. In addition to 2 grams each of *N. sativa* and *L. speciosa* seed powder, they were given 20 grams of formulated feed. Measurements were made of the birds' food consumption, including leftovers, and their water intake. At five-day intervals along the track, the weight of each bird was measured. Prior to blood being collected for biochemical analysis, each bird's final weight was weighed and recorded.

## 2.11 Analysis of the Immunity Rate

The pharmaceutical and nutritional advantages of black cumin seeds and *L. speciosa* seeds; a feeding trial will be conducted in commercial broilers. chicken for a six-week period to assess the performance of birds fed diets containing different levels of black cumin seeds replacing an antibiotic growth promoter Blood Collection for Haematological and biochemical analysis was done at the end of the feeding trial. About 5 ml of blood samples were collected for the analysis. The blood samples were taken from the wing vein of the bird using a disposable needle and syringe. For haematological analysis, about 2 ml used for analysis were stored in a bottle containing an anticoagulant, ethylene di amine tetra acetic acid (EDTA) to prevent clotting, and subsequently analysed to determine the following: parameters: urea, total protein, albumin, globulin, creatinine, cholesterol, and glucose.

## 2.12 Feed Convention Rate

The following parameters were collected on feed intake (g) by feed given to both organic groups, and control Groups were weighed out daily. Before serving, and the remnants in the Feeders were then removed and kept separately. The total feed given and total leftovers were calculated at the end of each week. Feed consumption for each day was obtained by the difference between the total feed given and leftovers on each day. Average feed consumption per bird per replicate for the day was calculated by dividing the total weight of feed. Consumed by the number of birds in each replicate. Body weight (gm) Birds in each replicate were weighed on arrival and subsequently weighed at the end of each week for the duration of the experiment. The average body weight per week was obtained from each replicate by dividing the total body weight in each replicate. By the total number of birds in the replicate. Body weight gain (gm) Body weight gain was calculated from the difference between the body weight for the given week and that of the previous week. Feed conversion efficiency (f/g) as determined by the data obtained on average feed intake and body weight gains were to evaluate feed conversion efficiency using the expression.

$$\text{Feed conversion ratio} = \frac{\text{Average feed intake per week (kg)}}{\text{Average body weight gain per week (kg)}}$$

The feed offered to each room was recorded daily with an automatic weighing machine. At the end of each week, feed residues were weighed, and feed consumption was therefore recorded on a weekly basis and then calculated as feed consumed per day over the periods: hatch-1 week, 2, 3, 4, 5, and 6 weeks. The feed conversion ratios could then be calculated for the time periods: hatch-1 week, 2, 3, 4, 5, and 6 weeks expressed as feed. Conversion ratio: feed consumed/weight gain the mortality rate was determined weekly as a cumulative percentage, all dead birds were removed daily (morning) and weighed. Their feed Consumption was estimated and discounted from the total feed given to the group during that week. The data were subjected to a one-way analysis of variance using the GLM procedure, SAS Institute, (1999).

## 2.13 Statistical analysis

All the experimental values are expressed as mean  $\pm$  SEM. Statistical significance by One-way ANOVA followed by Duncan's Multiple Range Test. \*\* $P=0.05$  calculated by comparing treated group with

control group. Statistical significance by two way ANOVA followed by Duncan's Multiple Range Test. \*\* $P=0.05$  calculated by comparing treated group with control group.

### 3. RESULTS

#### 3.1 Result 1 - Phytochemical Analysis

The majority of bioactive compounds in plants are secondary metabolites. The seeds of *L. speciosa* revealed that it contained steroids, terpenoids, glycosides, phenolic compounds, amino acids, saponins, starch, alkaloids, carbohydrates, organic acids, flavonoids, reducing sugars, tannins, and many other active metabolites. Plant secondary metabolites and essential Oils, also known as phytochemical compounds, are biologically active compounds (Table 1).

**Table 1. Phytochemical analysis of *Lagerstroemia speciosa* seed and *Nigella sativa* seed**

S. No	Phytocompounds	<i>Lagerstroemia speciosa</i> seed	<i>Nigella sativa</i> seed
1	Steroids	+	+
2	Terpenoids	+	++
3	Glycosides	++	-
4	Phenolic	+	+
5	$\alpha$ -amino acid	+	+
6	Saponins	++	++
7	Starch	+	-
8	Alkaloids	+	+
9	Carbohydrates	+	+
10	Organic acids	+	+
11	Flavonoids	++	++
12	Reducing sugars	+	+
13	Tannins	++	++

“++” indicates the highly presence of active constituents.

“+” indicates the presence of active constituents.

“-” indicates the absence of active constituents.

#### 3.2 Results 2 - Feed Preparation

The experimental groups, consisting of dried seeds of *L. speciosa* and *N. sativa* added to the organic feed as a roughage source. Broiler starter and grower diets were given to the fast-growing broilers between 0 and 21 and 22 and 42 days. The contribution of vegetation and proteins obtained at range in the diet of poultry are currently undervalued and should receive more recognition in organic standards and in ration formulation for poultry (Table 2).

**Table 2. Feed ingredients**

Ingredients	Starter feed	Finisher feed
Maize	50.00	50.00
Maize Gluten	7.50	5.20
Deoiled Rice Bran	9.00	10.00
Rice Polish	5.00	9.50
De-Oiled Soya Cake	8.70	5.00
Ground Nut Cake	9.00	7.50
Protolive	7.90	9.90
Constant	2.90	2.90
Total (%)	100	100

Patel, *et al.*, 2017

### 3.3 Result 3 - Growth Promoter Activities

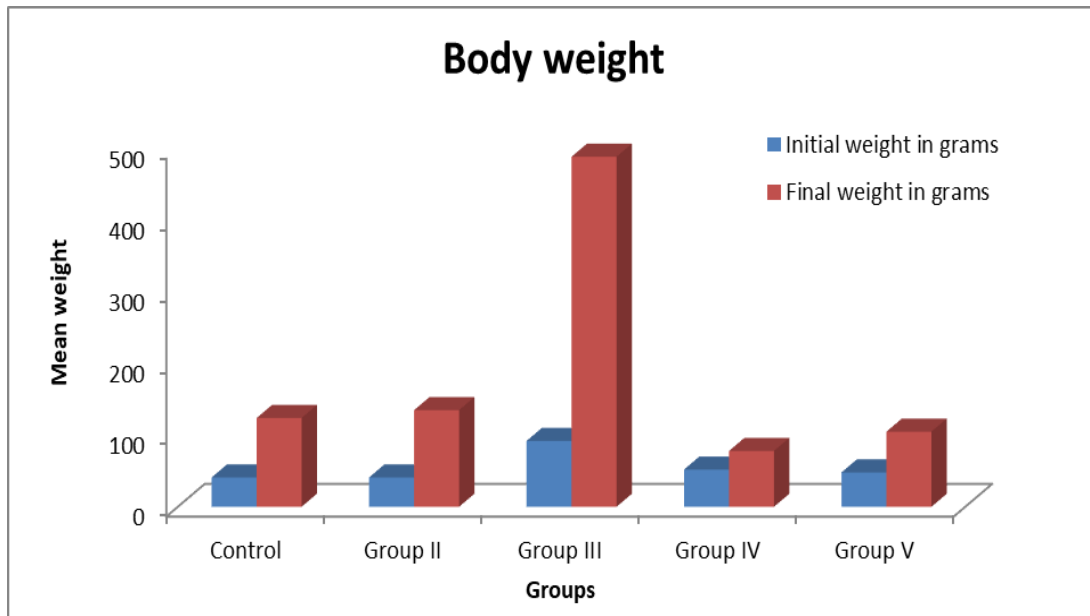
Table 3 shows the weight of the chicks in each group. The control group shows  $41 \pm 3.21d$  initial weight and the  $124 \pm 4bc$  final weight the group II shows  $135 \pm 4.04b$ . Body weight is a little higher than the control group. Commercial feed is drastic in weight gain and it shows  $489 \pm 10.44a$  in group III. The experimental groups IV and V are active and healthier than the other groups, but the weight is poor in group IV.  $78 \pm 9.29d$  and  $105 \pm 7.62bcd$  are in group V. The above result is shown in the Table 4.

**Table 3. Body weight**

Group	Initial weight in grams	Final weight in grams
Control group	$41 \pm 3.21d$	$124 \pm 4bc$
Group II	$41 \pm 3.61$	$135 \pm 4.04b$
Group III	$92 \pm 6.50cd$	$489 \pm 10.44a$
Group IV	$52 \pm 2.08d$	$78 \pm 9.29d$
Group V	$48 \pm 4.04d$	$105 \pm 7.62bcd$
SEd CD ( $p < 0.05$ )	$2.49730 \pm 7.77050^{**}$	

\*Mean  $\pm$  S.E. Mean in a column followed by a same letter (s) are not significantly ( $P=0.05$ ) different according to Duncan's Multiple Range Test. \*\* Significant at  $P=0.05$  respectively; ns – non significant

**Fig. 1. Body weight**

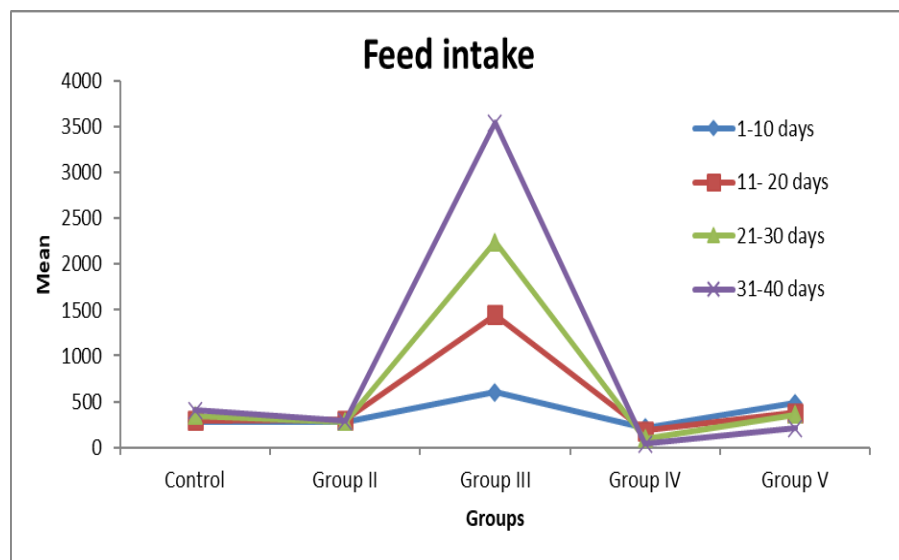


**Table 4. Feed intake**

Group	1-10 days	11-20 days	21-30 days	31-40 days
Control	278±3dcc	293±6ca	348±6b	405±4a
Group II	281±6dbc	303±6	281±6bc	289±7b
Group III	604±6a	1450±20	2240±10	3540±25a
Group IV	213±6ed	180±5e	100±5f	40±6g
Group V	483±6b	381±4	361±7	211±7d
SEd	4.38078			
CD (p<0.05)	±8.86851**			

\*Mean ± SEM. Mean in a column followed by a same letter (s) are not significantly ( $P=0.05$ ) different according to Duncan's Multiple Range Test. \*\* Significant at  $P=0.05$  respectively; ns - non significant

**Fig. 2. Feed intake**



### **3.4 Result 4 - Haematological Parameters**

Table 5 shows the haematological parameters of chicks in each group. The control group has the highest concentration of urea (garlic), while group IV has the lowest concentration. The amount of uric acid is lowest in group IV and largest in group V. Cholesterol levels are highest in group II (green leafy vegetables) and lowest in group IV. Triglyceride levels are highest in Group V, while they are lowest in the control group. Group V has the least total protein, whereas the control group has the most. The control group has the greatest albumin level, while group II has the lowest level.

### **3.5 Result 5 - Immunity Level**

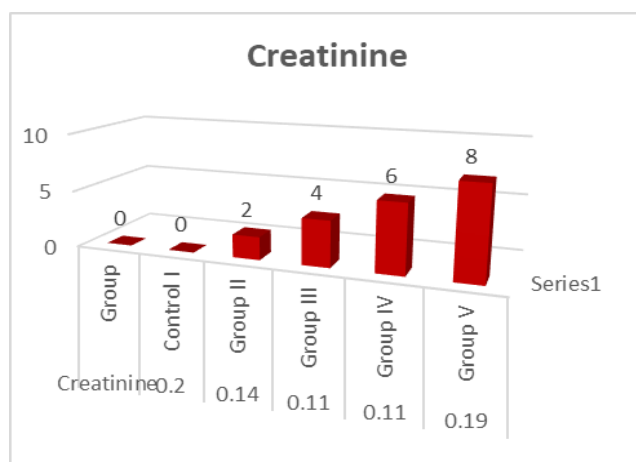
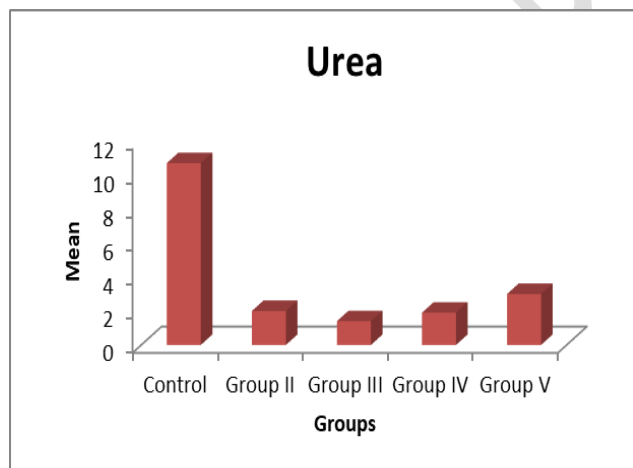
The immunity level for each group is displayed in Table 6. The control group shows the  $10.7 \pm 0.55a$  highest amount of urea (garlic) and the lowest amount of  $1.40 \pm 0.55c$  present in group III. The uric acid level is highest in group V, at  $13.6 \pm 0.55a$ , and the lowest amount is  $5.2 \pm 0.70b$  in group IV. Cholesterol level is  $460 \pm 6.0a$  higher in (green leafy vegetable) group II and the lowest amount of  $5.2 \pm 0.70b$  present in group IV. Group V shows the  $266 \pm 6.51a$  highest amount of triglycerides, and the control group shows the  $75 \pm 4.51b$  least amount. Control group shows the highest amount ( $5.1 \pm 0.65a$ ) of total protein, and group II shows  $2.06 \pm 0.40d$  the lowest amount. Albumin level is  $3.8 \pm 0.65a$  highest in the control group and group II shows  $2.06 \pm 0.35b$  as the lowest amount.

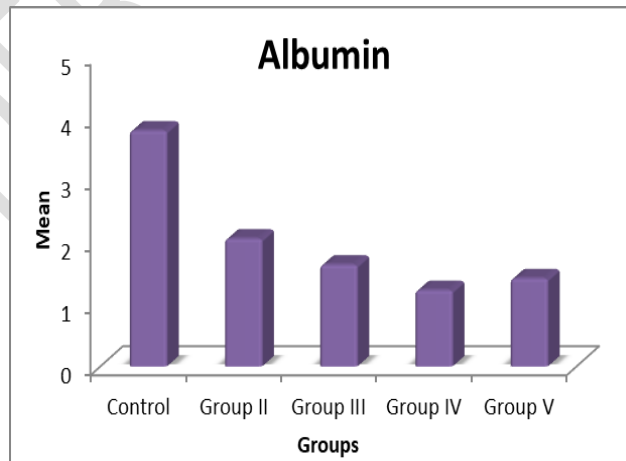
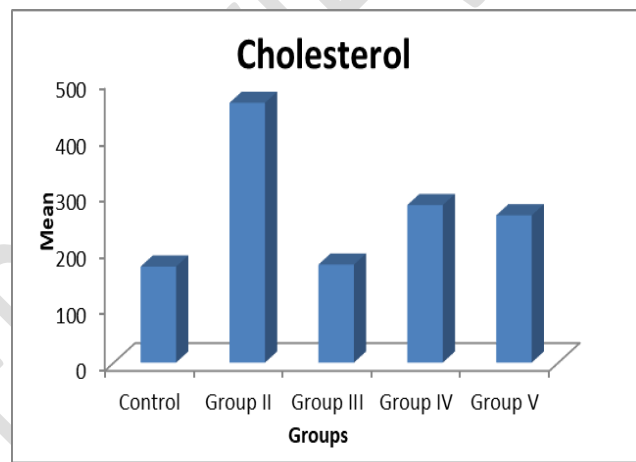
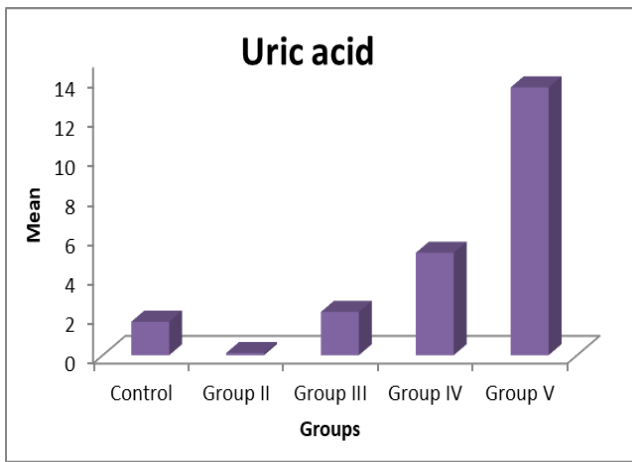
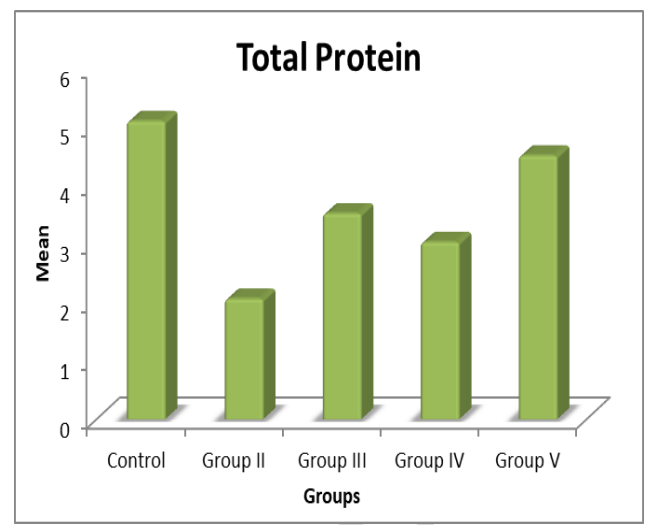
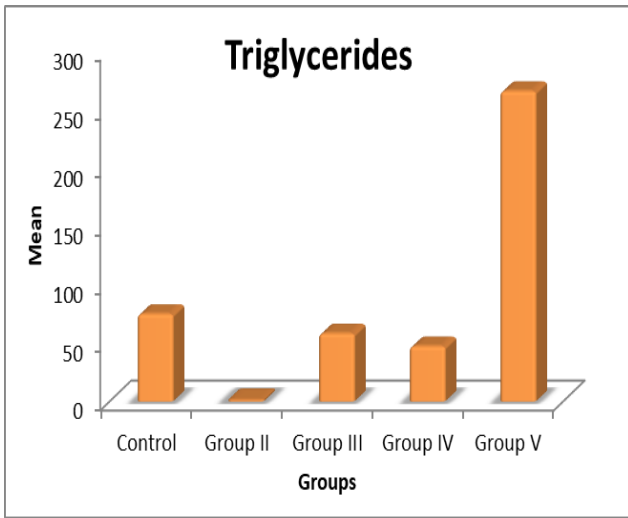
**Table 5. Haematological parameters**

Sample	Urea	Creatinine	Uric acid	Cholesterol	Triglycerides	Total Protein	Albumin
Control I	10.7±0.55a	0.2±0.10	1.7±0.55c	170±6.0d	75±4.51b	5.1±0.65a	3.8±0.65a
Group II	2.00±0.50c	0.14±0.04	0.11±0.08d	460±6.0a	1.82±0.60e	2.06±0.40d	2.06±0.35b
Group III	1.40±0.55c	0.11±0.04	2.2±0.60c	173.5±4.5d	58.3±4.90c	3.52±0.65bc	1.64±0.45b
Group IV	1.90±0.55c	0.11±0.04	5.2±0.70b	279±6.0b	47.3±4.00d	3.03±0.60c	1.23±0.70b
Group V	3.00±0.50b	0.19±0.10	13.6±0.55a	260.8±6.5c	266±6.51a	4.51±0.65ab	1.42±0.52b
SEd CD (p<0.05)	0.4336 ±0.9661**	0.0562 ±0.1253 ns	0.4416 ±0.9839**	4.7684 ±10.6246**	3.7073 ±8.2604**	0.6508 ±1.4501**	0.4486 ±0.9995**

\*Mean ± S. Mean in a column followed by a same letter (s) are not significantly ( $P=0.05$ ) different according to Duncan's Multiple Range Test. \*\* Significant at  $P=0.05$  respectively; ns – non significant.

**Fig. 3. Haematological parameters**





#### 4. DISCUSSION

Broiler poultry are meat-producing machines that consume food quickly and become suitable for slaughter within a short time. *L. speciosa* seeds contain carbohydrates and reducing sugars, while *N. sativa* seeds contain thymoquinone to reduce body weight. The phytochemicals in *L. speciosa* seeds

contain carbohydrates and reducing sugars are responsible for the weight gain of Group V, which shows  $105 \pm 7.62$  bcd. The medicinal plant seeds consist of active ingredients used in the diet of broiler chicken to completely ignore the commercial feed and reduce the cost of the antibiotic tablets. The *N. sativa* seeds consist of thymoquinone, a bio-compound to reduce the body weight  $78 \pm 9.29$  d in Group IV. Souri *et al.*, (2015) reported that the addition of medicinal plants to the diet of broiler chickens reduced plasma triglyceride concentrations due to the presence of granuloma, cineole, citral, and borneol compounds. Eliminating antibiotics from the animal diet reflected poorly on growth and feed efficiency. Secondary metabolites act as antibiotics instead of being of animal origin (Myint *et al.*, 2017).

Bioactive compounds are plant secondary metabolites and essential oils that promote the gut ecosystem and its functions. In *L. speciosa*, the alkaloid is the main secondary metabolite and acts as a thirst-quenching quenching to reduce heat and stress. Adding sugar syrup to the broiler rations significantly decreased blood cholesterol and triglycerides in chickens fed the sugar syrup diet compared to birds fed the control diet. The terpenoid is the highest compound in seeds of *L. speciosa* that prevent disease. The positive effect of the terpenoid compounds used in commercial preparations for poultry is that they disinfect the bronchi, preventing respiratory infections (Awaad *et al.*, 2010; Barbour *et al.*, 2011; Mahboubi *et al.*, 2013). Tannins are contained in several feed ingredients commonly used in broiler diets, such as sorghum and barley. Tannins are produced by green plants in different levels and qualities. In broiler chickens, the inclusion of up to 3% dietary tannins can improve gut health and digestive performance. The experimental plant consists of high amounts of tannins in seeds. This compound supports the body weight of the chicks in Group V.

## 5. CONCLUSION

Plant derivatives are commonly used in animal nutrition and are applied as promoters of growth and immune responses due to their antioxidant and antimicrobial properties. Antibiotics have been widely used in animal production for decades to treat and improve animal growth rate, health, and feed conversion ratio. Herbal medicines also stimulate the growth of cells, resulting in increased immunity. The Lythraceae family is widely distributed all over the world and contains alkaloids which have a wide range of pharmacological activities. *L. speciosa* plays a vital role in growth and reproduction of the broiler chicks, improving organic farming and motivating farmers to reduce the cost of poultry feed.

## REFERENCES

1. Magdeliane P, Bloch M. Development in biological poultry meat production in EU. Proceedings of the 22th Worlds Poultry Congress; 2004 May 18- 22; Brisbane. Australia. p. 928.
2. Crandall PG, Seideman S, Ricke SC, O'Bryan CA, Fanatico AF, Rainey R. Organic poultry: consumer perceptions, opportunities and regulatory issues. Journal of Applied Poultry Research. 2009; 18:795-802.
3. Decuypere E, Tona K, Bamelis F, Careghi C, Kemps B, De Ketelaere B, De Baerdemaker J, Bruggeman V. Broiler breeders and egg factors interacting with incubation conditions for optimal hatchability and chick quality. Arch. Geflugelk. 2002; 66(Spec Iss.): 56–57.
4. Decuypere E, Hocking PM, Tona K, Onagbesan O, Bruggeman V, Jones EKM, Cassy S, Rideau R, Metayer S, Jego Y, Putterflam J, Tesseraud S, Collin A, Duclos M, Trevidy JJ, Williams J. Broiler breeder paradox: a project report. Worlds Poultry Science Journal. 2006; 62(3):443-453
5. Khan TA, Zafar F. Haematological Study in Response to Varying Doses of Estrogen in Broiler Chicken. International Journal of Poultry Science. 2005; 4: 748-751.
6. Halle I, Thomann R, Flachowsky G. Vitamine and Zusatzstoffe in der ernahrung von Mensch und Tier. 7<sup>th</sup> Symposium Jena/Thuringen, Germany, 1999; 22&23: 469-472.

7. Durrani FR, Chand N, Zaka K, Sultan A, Khattak FM, Durrani Z. Effect of different levels of feed added black seed (*Nigella sativa* L.) on the performance of broiler chicks. Pak. J. Biol. Sci., 2007; 10: 4164-4167.
8. Bird HR. Performance index of growing chickens. Poultry Sciences. 1955; 34: 163-164.
9. Vincek D, Kralik G, Kusec G, Sabo K, Scitovski R. Application of growth functions in the prediction of live weight of domestic animals. Central European Journal of Operations Research, p.1-15, 2011.
10. Souri H, Khatibjoo A, Taherpoor K, Hassan Abadi A, Fattahnia F, Askari M. Effect of *Thymus vulgaris* and *Satureja khuzestanica* ethanolic extracts on broiler chickens' performance and immune response. Iranian J Appl Anim Sci. 2015; 5: 437-446.
11. Myint MK, Rasmussen C, Thi A, Bustos D, Ringwald P, Lin K. Therapeutic efficacy and artemisinin resistance in northern Myanmar: evidence from in vivo and molecular marker studies. Malaria Journal. 2017; 16(1): 1775-2.
12. Awaad MHH, Abdel-Alim GA, Sayed KS, Ahmed KA, Nada AA, Metwalii ASZ, Alkhala AN. Immunostimulant effects of essential oils of peppermint and eucalyptus in chickens. Pak. Vet. J. 2010; 2: 61–66.
13. Barbour EK, Saade MF, Nour AMA, Kayali G, Kodess S, Ghannam R, Shaib H. Evaluation of essential oils in the treatment of broilers co-infected with multiple respiratory etiologic agents. Int. J. Appl. Res. Vet. Med. 2011; 4: 317–333.
14. Mahboubi M, Kazempour N, Valian M. Antimicrobial activity of natural Respitol-B and its main components against poultry microorganisms. Pak. J. Biol. Sci. 2013; 19: 1065-1068.