

ASSESSMENT OF GEOHELMINTH CONTAMINATION OF PLAYGROUND AND SANITATION COMPLIANCE AMONG PRIMARY SCHOOLS IN THE RURAL AREA OF AKWA IBOM STATE

ABSTRACT

The study was carried out to assess the level of geohelminth contamination in playground of Six Government Primary School (GPS) randomly selected within the three districts of Akwa Ibom state and also their state of compliance on sanitation in order to ensure child friendly learning environment. Soil samples were collected and analysed using zinc sulphate floatation method and Baermann technique while sanitation facility compliance was assessed using structured checklist which was subjected to WASH grading criteria for sanitation. Out of 300 soil sampled and analyzed, 22% contamination rate was recorded, with *Ascaris lumbricoides* being the most encountered. *Toxocara canis* and *Taenia sp* were also encountered in the study which are associated with visceral larva migrans and cysticercosis respectively. Sanitation compliance rate recorded was 68.8% which revealed that the existing facilities in the public primary schools in the area needs improvement. A high level of improper faecal disposal and also potential risk of geohelminthiasis and zoonotic diseases among pupils in the schools was revealed in the study as such, health education and awareness is advocated alongside strategies on the provision and sustainable use of sanitation facilities in school.

Keywords: Sanitation facilities, Geohelminth, School

INTRODUCTION

Faecal contamination of soil is an important risk factor for both humans and animals intestinal parasitic infections. These parasites have been recognized as an important public health problem, particularly in developing countries (Mordi, 2009; Nkouayep *et al.*, 2017). Several research reports have shown that anywhere there is poverty or inadequate sanitary facilities, four geohelminthes of notable public health importance are present in the population which are: *Ascaris lumbricoides*, *Trichuris trichiura*, *Ancylostoma sp* and, *Taenia sp* (Veercruyssen *et al.*, 2011).

Globally, over one billion people are estimated to be infected annually with one or more of these gastrointestinal parasites. Majority of these helminthes have been reported with high prevalence rates across Nigeria (Mohammed *et al.*, 2016) and they seem to be no reduction in the rates been reported despite control efforts. Inadequate and poor sanitary facilities and practices have been reported to be responsible for the distribution of helminthic parasites especially in the tropics and subtropics (Odugbemi, 2015). Also free range farming by herds men and substantial animal farmers in the rural communities have contributed significantly to the transmission of most helminthiasis as they tend to litter most public areas (such as recreational parks, playgrounds and markets) with eggs/larvae of the parasites which serves as potential reservoirs thus, suggested as a key factor in its steady presence in the human populations especially among children despite the ongoing mass chemotherapy exercise in Nigeria and most developing countries (Adekeye *et al.*, 2016).

Although geohelminth infection does not have a high mortality and morbidity rate compared to other infections, it still has significant effects, particularly in children, such as malnutrition (caused by

Comment [A1]: ASSESSMENT OF GEOHELMINTH CONTAMINATION OF PLAYGROUNDS AND SANITATION COMPLIANCE AMONG PRIMARY SCHOOLS IN AKWA IBOM STATE'S RURAL AREA

Comment [A2]: assess

Comment [A3]: playgrounds of Six Government Primary Schools

Comment [A4]: State

Comment [A5]: ensure a child-friendly

Comment [A6]: analyzed

Comment [A7]: the zinc sulfate floatation method and the Baermann technique,

Comment [A8]: soil samples analyzed, a 22% contamination

Comment [A9]: sp.

Comment [A10]: with visceral larval migration and cysticercosis,

Comment [A11]: need

Comment [A12]: faecal disposal and also the potential

Comment [A13]: were

Comment [A14]: for

Comment [A15]: schools

Comment [A16]: animals with

Comment [A17]: *Trichuris trichiura*, *Ancylostoma sp.*, and *Taenia sp.*

Comment [A18]: . The majority of these helminths

Comment [A19]: there seems

Comment [A20]: rural communities has significantly contributed

Comment [A21]: eggs and larvae of the parasites, which serve as potential reservoirs and are thus

inadequate nutrient absorption), diarrhea, anemia, growth retardation, adverse effects on mental health, and occasionally death (Keren, *et al.*, 2014). According to Amadi et al (2020) good sanitation practices in schools improves learning and increases school attendance especially among girls and also reaches out to improve household sanitation/ hygiene practices. During the covid 19 pandemic hit, provisions were made to comb both sanitation and hygiene issues by Government but unfortunately most of the school still lacks provision which may be liked to corruption, beurocracy and lack of sustainability etc.

This study was undertaken to assess the status of geohelminth contamination of playground and sanitation compliance in primary schools as the presence of geohelminth egg serves as an indicator of faecal contamination and also represent a major risk to children's health as they have been reported to negatively impact on the physical fitness and cognitive performance of the pupils (Amandi and Uttah, 2010).

The objectives are

To assess the level of geohelminth contamination of some primary school playground in the rural area of Akwa Ibom

To determine the status of sanitation compliance with regards to facilities and usage of some primary schools in the rural area of Akwa Ibom

MATERIALS AND METHODS

Study Area

The study was carried out in Akwa Ibom state, Nigeria which lies between latitude $4^{\circ} 32'$ and $5^{\circ} 53'$ North and longitude $7^{\circ} 25'$ and $8^{\circ} 25'$ East with total land area of 7.249km^2 . It is bounded to the north by Abia state, to the east by Cross River State, west by Rivers State and south by the Atlantic Ocean. The state contains 31 Local Government Areas inside its borders as shown in Fig 1, with Uyo serving as its administrative center. The local governments are found in three zones otherwise known as the geopolitical zones namely: North East Zone (Uyo district) comprising of nine (9) local government areas (Etinan, Ibesikpo Asutan, Ibiono Ibom, Itu, Nsit Ibom, Nsit Atai, Nsit Ubium, Uruan, and Uyo), North West Zone (Ikot Ekpene district) comprising of ten (10) local government areas (Abak, Essien Udium, Etim Ekpo, Ikono, Ikot Ekpene, Ini, Obot Akara, Oruk Anam, Ukanafun), South Zone (Eket district) comprising of twelve (12) local government areas (Eastern Obolo, Eket, Esit Eket, Ibeno, Ikot Abasi, Mbo, Mkpato Enin, Okobo, Onna, Oron, Udung Uko, Urue Offong Oruko). It features a 129 km long shoreline from Oron to Ikot Abasi covered in a vegetative region of trees and plants. The region has two seasons: the dry season, which lasts from November to March, and the wet season, which lasts from April to October and ranges in temperature from 23 to 31 degrees Celsius and a 7,000,000 population estimate based on a 3.4% annual growth rate. Ibibio, Annang, Oro, Pidgin, and English are the languages spoken, and the inhabitants are employed in farming, fishing, trapping, hunting, woodcarving, raffia work, blacksmithing, pottery making, iron working, and art and craft creation. They are hardworking, creative, kind, and educated (Udotong, Udoessien and Sokari, 2005). The study randomly selected rural areas within each of the district for sampling.

Comment [A22]: In comparison to other infections, geohelminth infection does not have a high mortality and morbidity rate. However, it still has serious consequences, especially for young children, including malnutrition (due to insufficient nutrient absorption), diarrhea, anemia, growth retardation, negative effects on mental health, and occasionally death (Keren, et al., 2014). Good sanitation procedures in schools, according to Amadi et al (2020), enhance learning, boost school attendance, particularly among females, and also work to promote household sanitation/hygiene practices.

Comment [A23]: During the COVID-19 pandemic, provisions were made to address both sanitation and hygiene issues, but unfortunately, most of the school still lacks provisions, which may be related to corruption, beurocracy, a lack of sustainability, etc

Comment [A24]: remove

Comment [A25]: playgrounds

Comment [A26]: State, to the west

Comment [A27]: It has a population estimate of 7,000,000 based

Comment [A28]: districts

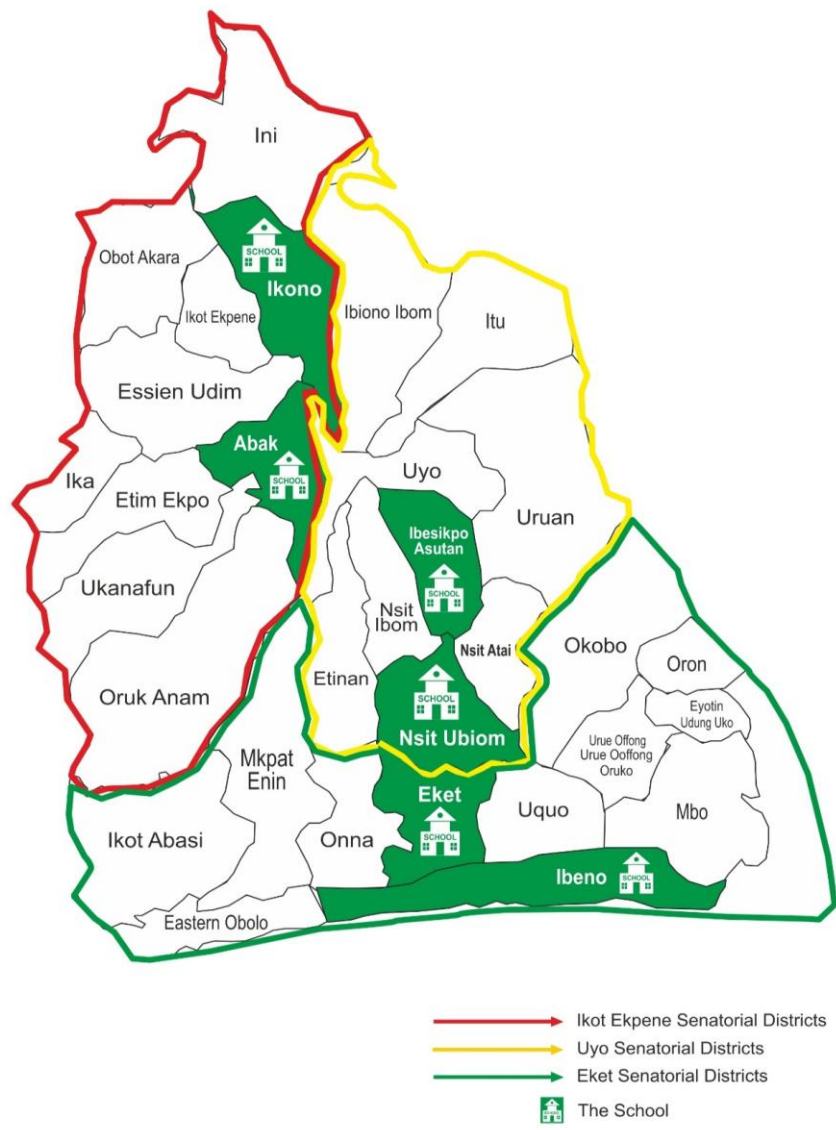


Fig I: Map of Akwa Ibom State showing the Local Government Areas randomly selected for the study

Study design

Systematic random sampling was used to choose public primary schools within the three districts in Akwa Ibom State for the study.

Ethical clearance

Ethical Clearance was obtained from ministry of health, Akwa Ibom state and also the school ethical committee.

Comment [A29]: from the Ministry of Health, Akwa Ibom State

Study Population

The study population was made up of all public primary schools within the three districts of Akwa Ibom state, Nigeria

Sample Collection

Soil samples were collected within the school playground. Each sample was made up of 20g of soil collected at the depth of 3-7cm in an area of 10cm² without vegetation and transported in sealed plastic bags to the laboratory (Badaki, et al., 2018).

School WASH compliant data was determined using a structured checklist and questionnaires in accordance with WHO questionnaire standard for WASH assessment in schools/households (Khouri and Al- Agha, 2016).

Laboratory Analysis

Soil sample analysis

Soil samples were analysed using modified zinc sulphate floatation method according to Badaki *et al.* (2018) and Baermann funnel method (Bezooijen, 2006). Five grams of each soil sample was placed in a centrifuge tube, suspended in tap water and centrifuged at 1500rpm for 5 minutes. The supernatant was discarded and the sediment resuspended in zinc sulphate solution and centrifuged again at 1500rpm for 5minutes and then transferred to a test tube stand and the solution will be added to form a meniscus and a coverslip placed on it for 10 to 20 minutes. The coverslip was removed and placed on a slide and examined microscopically at 10x and 40x objectives respectively.

Comment [A30]: were

Comment [A31]: sediment was

Comment [A32]: where the solution was added to form a meniscus, and a coverslip was placed on it for 10

In the Baermann funnel method, Ten grams of each soil samples was weighed and placed on a sieve. Clean funnels with rubber tubes and squeezer clips was set up on a retort stand, labeled and then filled with water to the rim while avoiding air bubbles. The soil sample in the sieve was then placed on the funnel such that it touches the water surface for the soil to remains wet throughout the experiment. It was then allowed to stand for 24-72 hours after which the suspension was tapped by opening the squeezer clip and emptied into a labelled beaker. It was then allowed to settle and then decant. All eggs and larvae encountered were identify using Soulsby (1987) and Otubanjo (2013) and counted.

Comment [A33]: such that it touched the water surface, allowing the soil to remain wet

Comment [A34]: labeled

Comment [A35]: identified

Statistical Analysis

All data obtained were subjected to analysis using Microsoft Excel and SPSS Version 21 data packages. WASH variables were subjected to WASH grading criteria for Data Analysis (modified) according to Graffan *et al.* (2022) and WHO/UNICEF (2017). Chi-square test was used to compare differences based on the level of statistical significance of $P \geq 0.05$ with 95% confidence interval

Table 1: Wash Grading Criteria For Data Analysis (Sanitation Facility And Usage)

Variable	Service Level	Composition	Code
Presence of toilet		Absent	0
		Present	1
Type of toilet	Unimproved	Open defecation, pit latrine without slab and ventilation, bucket latrine, hanging latrine	0
	Improved	Pour flush, water closet, pit latrine with slab and ventilation, improved latrine	1
Status/Availability/accessibility of toilet	Non-functional	Absence and not functional at the time of survey	0
	Functional	Always functional and accessible at any time	1
Condition of the toilet	Unsatisfactory	Difficult to use, dirty and with user's uncertainty	0
	Satisfactory	Clean and with user's satisfaction	1
Gender separate toilet	Absent		0
	Present		1
Anal cleaning material	Unsatisfactory	Use of leaves, and other natural materials, use of hard papers, water and it is not readily available in the toilet	0
	Satisfactory	Use of toilet tissue, water with soap and it is readily available in the toilet	1

Table 2: Overall Status/Service Grading In Percentage And Their Implication

Status/service grade	Grade in percentage (%)	Implication
Appropriate/Advance	81 and above	Existing facilities are acceptable and sufficient. Little or no improvement is needed
Basic	61-80	Existing facilities are acceptable but not sufficient
Limited	41-60	Existing facilities are reasonable but would benefit from improvement
Unimproved	21-40	Existing facilities are poor as such urgent improvement is required
No service	Less than 10-20	No facilities as such provision is the highest priority

RESULTS AND DISCUSSION

Out of the 300 soil samples examined from the six schools, the result as shown in Table 3 shows that 22% were contaminated with geohelminth eggs/larvae. Contamination with single parasite was recorded in 53(77.95%) soil samples while double parasites contamination was recorded in 15(22.05%) of the samples (Table 4) with the combination of *Ancylostoma sp* and *Ascaris lumbricoides* being the most encountered (10.29%) as shown in Fig 2. The highest (44%) geohelminth contaminated soil samples were recorded in Government School Ntafre, Ibeno while the least prevalence (12%) was obtained from Government Primary School Ikot Efre, Ikono. With regard to the species of parasites, *Ascaris lumbricoides* had the highest occurrences of contamination in the soil with 11.6% and the least was *Taenia spp.* with 0.3% occurrence. There was no significant statistical difference in the occurrence of geohelminth contaminant in the soil samples. Mean intensity of parasites in the soil samples recorded high for *Taenia spp.* (5.0) followed by *Ascaris lumbricoides* (4.48), *Ancylostoma duodenale* (3.91), *Trichuris trichiura* (3.77), *Strongyloides stercoralis* (3.00) and *Toxocara canis* (2.00) as shown in Table 5. Parasite mean intensity with regards to the schools revealed that GPS Ikot Udota, Eket had the highest mean intensity of 5.30 as shown in Table 6 followed by GPS Ntafre, Ibeno (4.59) and GPS Afaha Essang, Abak (4.57), while the least was recorded in GPS Ndukpoise, Nsit Ubium (2.25).

Parsitological analysis of soil samples from schools playground revealed a high level of occurrence of *Ascaris lumbricoides* (4.48%) which agrees with the work of Nkouyep *et al.* (2017) and Badaki *et al.*(2018) who also report a high level of *Ascaris lumbricoides* contamination in the school soil samples. The finding revealed a high level of improper disposal of faeces within the school surroundings and is attributed to inappropriate use/non-usage of the sanitation facilities present in the schools which could be as a result of non-functionality, inaccessibility and non-sanitary condition of the facility. The presence of *Toxocara canis* and *Taenia sp* eggs in the soil samples reveals a high potential of zoonotic diseases namely visceral larva migran (VLM) and cysticercosis, due to contamination of the school playground with dog and cattle faeces.

Comment [A36]: eggs or larvae. Contamination with a single parasite was recorded in 53 (77.95%) soil samples, while contamination with double parasites was recorded in 15 (22.05%)

Comment [A37]: was

Comment [A38]: ?????

Comment [A39]: Explain this number???

Comment [A40]: Parasitological

Comment [A41]: for

Table 3: Overall Prevalence of Geohelminth Contamination in Selected Schools in Akwa Ibom State

Schools/Location	Number Examined	Number of Contaminated Soil Samples (%)	<i>Ascaris lumbricoide</i> s (%)	<i>Toxocara canis</i> (%)	<i>Ancylostoma duodenale</i> (%)	<i>Taenia</i> sp (%)	<i>Strongyloides</i> sp (%)	<i>Trichuris trichiura</i> (%)
Eket District								
GPS, Ikot Udo, Eket	50	10 (20.0)	5 (10.0)	1 (2.0)	4 (8.0)	0 (0.0)	0 (0.0)	2 (4.0)
GPS, Ntafre, Ibeno	50	22 (44.0)	10 (20.0)	0 (0.0)	9 (18.0)	0 (0.0)	2 (4.0)	3 (6.0)
Ikot Ekpene District								
GPS, Ikot Efre, Ikono	50	6 (12.0)	5 (6.0)	0 (0.0)	2 (4.0)	0 (0.0)	0 (0.0)	1 (2.0)
GPS, Afaha Essang, Abak	50	14 (28.0)	7 (14.0)	2 (4.0)	6 (12.0)	1 (2.0)	1 (2.0)	1 (2.0)
Uyo District								
GPS, Ndukpoise, Nsit Ubium	50	8 (16.0)	3(6.0)	0 (0.0)	3 (6.0)	0 (0.0)	1 (2.0)	2 (4.0)
GPS, Akpa Utong, Ibesikpo Asutan	50	8 (14.0)	5 (10.0)	2 (4.0)	3 (6.0)	0 (0.0)	1 (2.0)	0 (0.0)
Total	300	68 (22.6)	35 (11.6)	5 (1.6)	27 (9.0)	1 (0.3)	5 (1.7)	9 (3.0)
Chisquare		6.733	1.714	5.068	1.320	5.017	3.03	2.487
Df		5	5	5	5	5	5	5
p Value		0.241ns	0.887ns	0.408ns	0.933ns	0.414ns	0.695ns	0.779ns

ns - Not significant at p>0.05

Table 4: Single and Multiple Parasitism Encountered among soil samples in the Schools

Type of Infection	Number Infected	Prevalence (%)
Single infection	53	77.95
Double infection	15	22.05
Total	68	100.00

UNDER PEER REVIEW

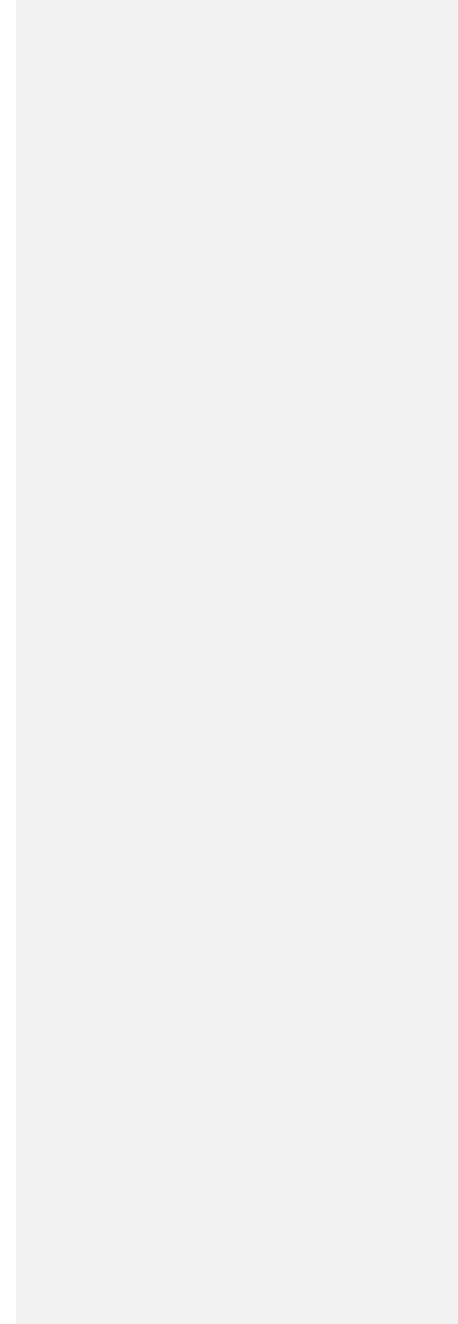


Table 5: Stages and Mean Intensity Of Goehelminth Parasites Encountered In The School Soil Samples

Parasites	Number of Soil Samples Examined	Number of Contaminated Soil Samples (%)	Egg(s) Encountered (%)	Larval Stage Encountered (%)	Total Number of Parasites Encountered	Mean Intensity
<i>Ascaris lumbricoides</i>	300	25 (8.3)	112	0	112	4.48
<i>Toxocara canis</i>	300	5 (1.6)	10	0	10	2.00
<i>Ancylostoma sp</i>	300	23 (17.7)	30	60	90	3.91
<i>Taenia sp</i>	300	1 (0.3)	5	0	5	5.00
<i>Strongyloides stercoralis</i>	300	5 (1.7)	0	15	15	3.00
<i>Trichuris trichiura</i>	300	9 (3.3)	34	0	34	3.77

Comment [A42]: number NO. not %

Comment [A43]: this is a number, not a percentage

Table 6: Mean Intensity of Geohelminth Parasites Encountered in the Schools (Soil Samples)

Schools/Location	Number Examined	Number of Contaminated Soil Samples (%)	Total Number of Parasites Encountered	Mean Intensity
Eket District				
GPS, Ikot Udota, Eket	50	10 (20.0)	53	5.30
GPS, Ntafre, Ibeno	50	22 (44.0)	101	4.59
Ikot Ekpene District				
GPS, Ikot Efre, Ikono	50	6 (12.0)	15	2.50
GPS, Afaha Essang, Abak	50	14 (28.0)	64	4.57
Uyo District				
GPS, Ndukpoise, Nsit Ubium	50	8 (16.0)	23	2.25
GPS, Akpa Utong, Ibesikpo Asutan	50	8 (14.0)	20	2.50
Total	300	68 (22.6)	266	

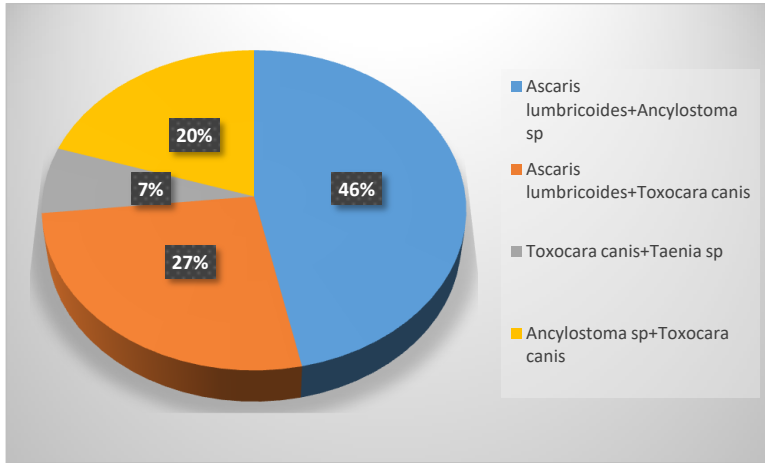


Fig 2: Polyparasitic Contamination of School Playground

The overall school sanitation compliance with JMP/WHO modified standard was 68.8% (which implies that the existing facilities are acceptable but not sufficient) as shown in Table 7, with advance service/status of 100% recorded in GPS Ikot Udota and GPS Ikot Efre, Ikono, while 66.6% basic service was recorded in GPS Ndukpoise, Nsit Ubium and GPS Akpa Utong, Ibesikpo. Unimproved services with percentage of 40% was reported in GPS Afaha Essang Abak and GPS Ntafre, 100% of the schools had toilet facilities which ranged from water cistern to pit latrine but the accessibility and condition (cleanliness) of the toilet hindered the usage of the facilities in four schools (GPS Ntafre, Ibeno, GPS Afaha Esang Abak, GPS Ndukpoise, Nsit Ubium and GPS Akpa Utong, Ibesikpo) while two schools (GPS Ikot Udota, Eket and GPS Ikot Efre, Ikono) had 100% compliance to all the criteria used in assessing the school sanitation. The differences in compliance among the schools was statistically significant at $p > 0.05$. This findings agrees with the report of Tadege *et al.* 2022 who also reported a poor status of sanitation facilities among schools in Jimma, Ethiopia.

The study revealed that sanitation facilities in school which encompasses their presence, functionality and accessibility influenced the level of faecal contamination resulting in increased prevalence excreta related diseases such as geohelminth infectivity among pupils, such that pupils whose schools had a non-functional and accessible toilet are likely to have a higher odds of infection as well as those that practice open defecation. This finding agrees with the works of Olukanni (2013), Freeman *et al.* (2015) and Zeleke *et al.* (2020) who in their reports acknowledged the role of sanitation facilities accessibility and functionality in STH infectivity among children.

CONCLUSION

The study revealed 22% level of geohelminth contamination of soil samples and 68.8 % status of sanitation facility presence and usage among the six schools used in the study, with *Ascaris lumbricoides* being the most encountered. This reveals the need for increased provision of culturally acceptable toilet facilities in the school and also health education and awareness among the children in order to help reduce the rate of diseases foster by inappropriate disposal of faeces which include but not limited to geohelminthiasis

Comment [A44]: Rephrase this paragraph

Comment [A45]: were

Comment [A46]: These

Comment [A47]: Jimma

Comment [A48]: schools which encompass

Comment [A49]: fostered

Comment [A50]: are not limited

Table 7: Sanitation Status in Selected Primary Schools in Akwa Ibom

School	Sanitation facilities and usage						Total (%)
	Types of Toilet	Functionality	Accessibility	Condition	Gender Separate Toilet	Anal Cleaning Material	
Government Primary School Ikot Udota, Eket	1	1	1	1	1	1	6(100)
Government Primary School Ikot Efre, Ikono	1	1	1	1	1	1	6(100)
Government Primary School Ndukpoise-Ubium	1	1	0	0	1	1	4(66.6)
Government Primary School Ntafre, Ibeno	1	0	0	0	1	0	2(40)
Government Primary School Afaha Essang, Abak	1	0	0	0	1	0	2(40)
Government Primary School Akpa Utong, Ibesikpo	1	1	0	0	1	1	4(66.6)
Total	24 (68.8)						
Mean	4						
Df	5						
Chi-square	23.67						
Pvalue	0.0013						

1-present, 0-absent, significant, P>0.05

REFERENCES

- Adekeye, T. A., Thompson, E. and Awobode, H. O (2016) Environmental Contamination and Public Health Risk of Soil Parasites in Ibadan South East Local Government Area. Nigeria. *Zoology and Ecology* 26(2): 150-157
- Amadi, C. O. A., Yakubu, M. B., Iro, O. K., Azuamah, Y. C., Amadi, A. .N. and Ukah, A. (2020) Assessment of Sanitation Practices of Primary School Pupils in Abuja, Nigeria. *International Journal of Research and Review* 7(4): 2237-2454
- Amandi, E. C. and Uttah, E. (2010) "Environment and Manage" *Journal of April Science* 14(2): 61-64
- Badaki, J. A., Shitta, K. B., Labija, G. B. And Agwuja, F. S. (2018). Soil Parasites Contamination within Public Place In Lokoja Metropolis, Kogi. *Bayero Journal of Pure and Applied Sciences*, 11(1): 282 – 287.
- Bezooien, J. V. (2006). *Methods and Techniques for Nematology, Revised Version*. Cambridge University Press, Cambridge.
- Freeman, M. C., Chard, A. N., Nickolay, B., Garn, J. V., Okoyo, C., Kihara, J., Njenga, S. M., Pullan, R. L., Brooker, S. J. and Mwandawiro, C. S. (2015). Association between School and Household–Level Water, Sanitation and Hygiene Condition and Soil Transmitted Helminth Infection among Kenyan School Children. *Parasites and Vectors*, 8(412): 2-13.
- Graffan, S. D., Carpenter, M.A., Bovie, S. (2022). Assessment of the Progress in Water, Sanitation and Hygiene Practices in Australia. *Journal of Parasitology and Med. Sc.* 23(6): 34-48
- Keren, P., Gail, M., Williams, R., Lucere-Catubig, F., Ahmed, R., Donald, P., Mamarus, D., Chy, T., Chau, N. P., Darren, J., Gray, A. and Ross, G. P.(2014) .Childhood Malnutrition and Parasitic Helminth Interactions. *Clinical Infectious Diseases*, 59(2): 234-243.
- Khoury, M. and Al-Agha, I. (2016). Water, Sanitation and Hygiene in Schools; Knowledge, Attitudes and Practices Survey. Government Of Australia (DFAT) and Conducted by the Ministry of Education and Higher Education, The United Nations Children's Fund Office In The State Of Palestine
- Mohammed, M. A., Siddiq, E. E., Elaapip, A. H., Edris, M. M. A. and Nasr, A.A. (2016) Parasitic Contamination of Fresh Vegetables Sold at Central Market in Khartoum State, Sudan. *Annal of Clinical Microbiology and Antimicrobials* 15: 17
- Mordi, G. (2009) The Population Biology and Control of *Ascaris lumbricoides* in the Rural Community in Iran. *Transactions of the Royal Society of Tropical Medicine and Hygiene* 76(2): 187-197
- Nkouayep, V. R., Tchakounté, B. N. And Poné, J. W. (2017). Profile of Geohelminth Eggs, Cysts, and Oocysts of Protozoans Contaminating the Soils of Ten Primary Schools in Dschang, West Cameroon. *Hindawi Journal of Parasitology Research*, 15(34):675- 689.

- Odugebemi, T. O., Akinrujumu, V. and Onajole, A. T. (2015) Prevalence of Intestinal Helminthes Infections among Primary School Children in Alimosho Local Government Area, Lagos, Nigeria. *Journal of Community Medicine and Primary Health Care* 27(1): 64-78
- Olukanni, D. O. (2013). State Of Water Sanitation And Hygiene (WASH) Program in Public Secondary Schools in South-Western Nigeria: The Way Forward. *ARNP Journal of Engineering And Applied Science*, 8(3): 27-32.
- Onyia, M. O. (2009) Soil Contamination as an Indicator of Geohelminthisaia in Primary Schools in Ibarapa East Local Government Area of Oyo State. *Global Journal of Medical Research :K* 19(5): 21-26
- Otubanjo, O. (2013). *Parasites of Man and Animals*. First Edition. Concept Publication Limited. Lagos, Nigeria.
- Soulsby, E. J. L. (1987). *Helminths, Arthropods and Protozoans of Domesticated Animal* (8th Edition). Balliere Tindall and Cassel, London.
- Tadege, B., Mekonnen, Z., Daniel, D., Sharew, B., Eden, D., Eskindir, L., Verweji, J. J., Stijin, C., Johnny, V., Ayana, M. and Levecke, B. (2022) Assessment of Environmental Contamination with Soil Transmitted Helminthes Life Stages at School Compounds, Households and Open Markets in Jimma Town, Ethiopia. *PLOS Neglected Tropical Diseases* 16(4): 1-27
- Udotung. I. R., Udoesein, E. I. and Sokari, T. I. J. (2008). *Akwa Ibom State Coastal Zone Management Framework for Sustainable Development*, Uyo, Nigeria.
- Veecuruyse, J., Behnke, J. M., Albonico, M., Ame, S. M., Angebault, C., Brthony, J. M., Engels, D., Guillard, B., Hoa, N. T. V., Kang, G., Kattula, D., Kotze, A. C., Macarthy, J. S., Mekonnen, Z., Montresor, A., Periago, M. V., Sumo, L., Tchuente, L. A.T., Thach, D. T. C., Zeynudin, A. and Levecko, B. (2011) Assessment of the Antihelminthic Efficacy of Albendazole in School Children in Seven Countries Where Soil Transmitted Helminthes are Endemic. *PLOS Negelected Tropical Disease* 5: E948
- WHO/UNCIEF (2016). *Core Questions and Indicators for Monitoring WASH n Schools in the Sustainable Development Goals*. Geneva, Switzerland.
- Zelege, M., Derarta, H. Debalke, S., Abebaw, T., Asres, Y., Legesse, C., Zemene, E. and Tefera, B. (2020). Soil Transmitted Helminth Infections and Nutritional Status of School Children in Government Elementary Schools Jimma Town Southwestern Ethiopia. *Sage Open Medicine*, 8: 1-10.