

## Case study

# **Analysis of Employment Generation through Mahatma Gandhi National Rural Employment Guarantee Scheme (MGNREGS) in Uttar Pradesh Pre and Post Covid-19.**

### **Abstract**

This study analyses the employment generation trends through the Mahatma Gandhi National Rural Employment Guarantee Scheme (MGNREGS) in the state of Uttar Pradesh. The study is primarily based on secondary data to examine the performance and effectiveness of the Mahatma Gandhi National Rural Employment Guarantee Scheme (MGNREGS) in providing employment to rural people who are willing to do unskilled manual work. The study examines the categorizes-wise employment demanded by households and employment offered to household from 2014-15 to 2022. The study shows that MGNREGS provided the highest employment during covid 19. Approximately 12.05 crore people got the job, that has been declined to 77.43 lakh in 2022. It also examines the SCs and STs employment status and shows that 29.10 lakh SCs population and 91.72 thousand STs got the job in 2020-21. This study also examines employment provided to disabled persons and shows that 17.43 thousand people got the job in 2020-21 and 14.06 thousand people got the job in 2021-22, and 14.03 thousand people got the job in 2022.

Keywords: **Employment, MGNREGS, Covid-19**

### **1. Introduction:**

India is a developing country where most of the people are engaged in the agricultural sector, which provides only short-term seasonal employment to rural people. Still, most of the time, people remain unemployed. Considering these scenarios Government of India (GOI) initiated various employment-generating and poverty-mitigating schemes. One of them is Mahatma Gandhi National Rural Employment Guarantee Scheme (MGNREGS) which directly guarantees employment opportunities to rural people. Mahatma Gandhi National Rural Employment Guarantee Scheme (MGNREGS) was introduced on 2<sup>nd</sup> February 2006, and it is the first of this type in the world where an economic safety net is provided to 2/3<sup>rd</sup> the population through the right-based employment and engages 1/10<sup>th</sup> of the total world population (Rajiv Ranjan, 2015) The Scheme was implemented in a phased manner, in the

first phase(2<sup>nd</sup> Feb 2006) it covered two hundred (200) the most backward districts of the country, in the second phase ( 1<sup>st</sup> April 2007) it covered one hundred and thirty districts (130) and in the final phase (1<sup>st</sup>,2008 ) it covered all remaining districts of the country and currently covered six hundred and forty four (644) districts with the substantial rural population (nrega.nic.in)

Mahatma Gandhi National Rural Employment Guarantee Scheme (MGNREGS) is the backbone of the rural economy. It provides guaranteed employment for one hundred (100) days in every financial year whose adults household members are willing to do unskilled manual work in case of failure in providing unemployment allowances will be provided by the state at their own cost. It has also brought multiple effects on the rural Indian economy. Unemployment indirectly correlates with poverty. Thus, job generation with the MGNREGS will reduce the number of poor people in rural areas. Further, local saving boosts capital formation in villages. Besides these benefits, it positively affects people's physical and mental health. On the other hand, MGNREGS absorbs the surplus labour force in other productive activities. In this way, pressure on agriculture decreases with increasing agriculture productivity. Thus, it is believed that providing employment security may create spill over effects on the development of the overall economy.

Overall, the MGNREGS has made a significant step towards addressing the issues of unemployment and empowering vulnerable sections of society in rural India and has the potential to bring about significant changes in the lives of the rural population.

## **2. Review of Literature:**

Ahuja et al. (2011) conducted a study in the state of Haryana and pointed out that people found job through MGNREGS in agriculturally advanced Kernal (13.7%) and other agricultural backward Mewat district (24.6%) people provided employment. P.S.S. Murthy. (2014) pointed out the impact of MGNREGA on two selected villages in Karnataka using social accounting matrix (SAM) observes that it provides income, employment, and livelihood security to the rural labour force in the farm and non-farm sectors. Subrata Das (2019) reveals the impact of MGNREGA on economic and environmental sustainability in West Bengal and shows that MGNREGA is a labour law that aims to provide at least 100 days of employment to rural people for their economic empowerment and livelihood security. R. Sathish Kumar et al. (2020) studied the MGNREGA'S impact on income and employment in the Ramanathapuram district of Tamil Nadu and found that MGNREGA creates more

employment days, and the earnings of households also increases. Panda and Tripathy (2021) conducted study in the Jodhpur district of Rajasthan and shows that the average man-days of employment per year increase after joining the scheme. Balasubramaniam et al. (2022) studied the impact and assessment of the attainment of social status by MGNREGA beneficiaries in Tamil Nadu and reveals that the MGNREGA beneficiaries get 100 days of employment in the year. T. Haque (2011) observed that MGNREGA continually employs rural people over time, but the average person-days employment is much lower than that entitled 100 days in most cases. Sudarshan and Agrawal (2017) highlighted the impact of MGNREGA in improving the socio-economic status of the rural poor in the Jodhpur district of Rajasthan and observed that MGNREGP generates multiple benefits in creating employment and overall development of the rural area. Praduman and Joshi (2013) study reveals that MGNREGA benefited 22.5% of rural households by providing average employment for about 43 days. Saswati Das (2016) shows that the scheme does not provide even the required 100 days but only about 42 days on average. Kumar et al. (2013) shows that MGNREGA provided an average number of 45 person days of employment. Kumar et al. (2020) pointed out that the scheme positively impacts on employment opportunities, wage, and income generation after the implementation of MGNREGA. Balasubramaniam et al. (2022) examined the impact and assessment of the attainment of social status by MGNREGA beneficiaries in Tamil Nadu. They showed that MGNREGA beneficiaries get 100 days of employment in the year. Khan and Saxena (2017) studied the economic impact of MGNREGA in the Pilibhit district of Uttar Pradesh and found that MGNREGA positively impacted rural people through employment generation in rural areas. Naikoo and Thakur (2017) concluded that Scheme improves the overall quality of life by providing employment opportunities. S.K Swain (2021) highlighted that the MGNREGS directly helped 40.26% of job searchers. However, MGNREGS is not successful in providing 100% employment for those job seekers who are interested in doing unskilled manual work. Vinod Kumar's (2013) study shows that most families got employment and more than one member. Malangmeih et al. (2014) observed that MGNREGA did not discriminate based on caste, tribe, and gender in providing employment, and average man-days of employment increased.

### 3. Objectives of the Study:

The study has the following objectives:

1. To analyze the extent of employment generation in Uttar Pradesh.
2. To highlight the Issues and Challenges of MGNREGS in providing employment in U.P

### 4. Research Methodology and Sources of Data:

A descriptive research design is adopted to conduct the study in which the researcher attempted to examine employment generation trends through MGNREGS in Uttar Pradesh. The study is based on secondary data that has been collected from various sources like the Ministry of Rural Development, MGNREGS website. and the same has been presented adequately.

### 5. Importance of the Study:

Uttar Pradesh (U.P) is the largest state in terms of population. Almost (16.5%) population of the country lives in U.P (Census, 2011), and (29.43%) population lives below the poverty line (Census, 2011), so it becomes essential that the most effective program, known as MGNREGS, is appropriately implemented in the state so people can get employment and ultimately reduce the poverty line and enhance the living standard of rural people and achieved the development of the rural economy.

### 6. Results and Discussion:

The study covers the following key aspects of the employment generation trends of the Mahatma Gandhi National Rural Employment Guarantee Scheme [MGNREGS] in Uttar Pradesh. The key aspects are employment demanded by households, and employment offered to households status, SCs, and STs employment status, and examine the employment status of Disabled persons.

**Table 1: Employment Demanded and Employment Offered (In Lakh)**

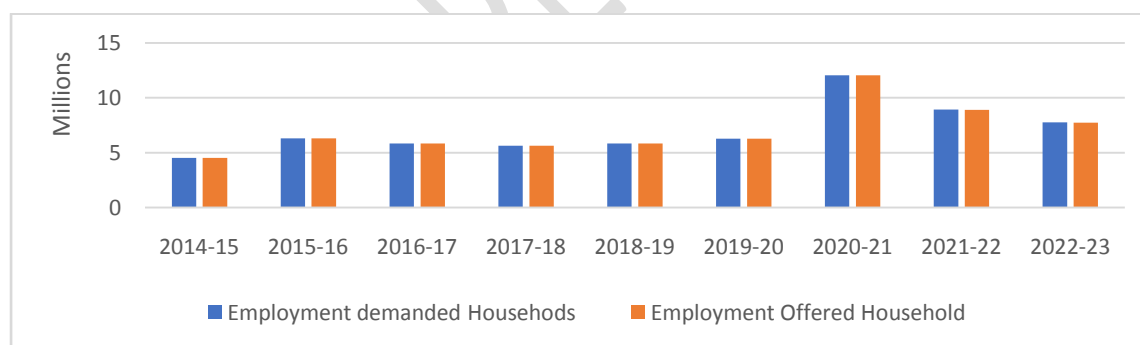
Year	Employment Demanded		Employment Offered	
	Households	Persons	Households	Persons
2014-15	45.31	55.97	45.28	55.92
2015-16	63.1	82.03	63.04	81.93
2016-17	58.35	74.82	58.27	74.71

2017-18	56.43	71.70	56.33	71.56
2018-19	58.34	73.18	58.27	73.09
2019-20	62.65	78.54	62.59	78.46
2020-21	12.05	15.67	12.05	15.66
2021-22	89.16	11.23	89.12	11.22
2022	77.52	94.12	77.43	94.00

**Source:** Ministry of Rural Development

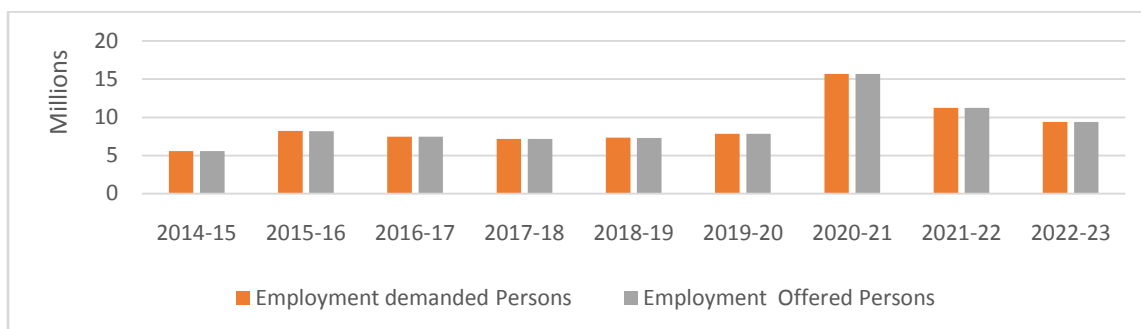
Table 1 shows that 45.31 lakh households in 2014-15 applied for MGNREGS jobs in rural areas and 45.28 lakh households got the job through MGNREGS. 63.10 lakh households in 2015-16 applied and 63.07 lakh household got the job and through the Figure-1 shows that at the time of Covid 19, it provided the highest employment of 12.58 crore people in 2020-21 applied for job and 12.52 crore households got the job and 89.16 lakh people registered in 2021-22 and 89.12 lakh households got the job and 77.52 lakh household registered 2022 and 77.43 lakh household got the job during covid it continuously provides the better employment in comparison of other normal years as indicate the bar graph in fig 1 and 2 shows.

**Figure 1: Employment Demanded Households and Employment Offered Households**



**Source:** Ministry of Rural Development

**Figure 2: Employment Demanded Persons and Employment Offered Persons**



**Source:** Ministry of Rural Development

As the Figure-2 shows that 55.97 lakh persons demanded employment in 2014-15 and 55.92 lakh persons offered the job. 82.03 lakh people demanded jobs in 2015-16, and 81.93 lakh people got offered jobs. Highest number of persons, 15.67 lakh applied for the job in 2020-21, and 15.66 lakh people got the job, which continuously decreases as the data shows that 11.23 lakh people applied in 2021-22 and 11.22 lakh people got the job 9.41 lakh people applied for job in 2022 and 9.400 lakh people got the job.

**Table 2: Number of SCs and STs Households Provided Employment**

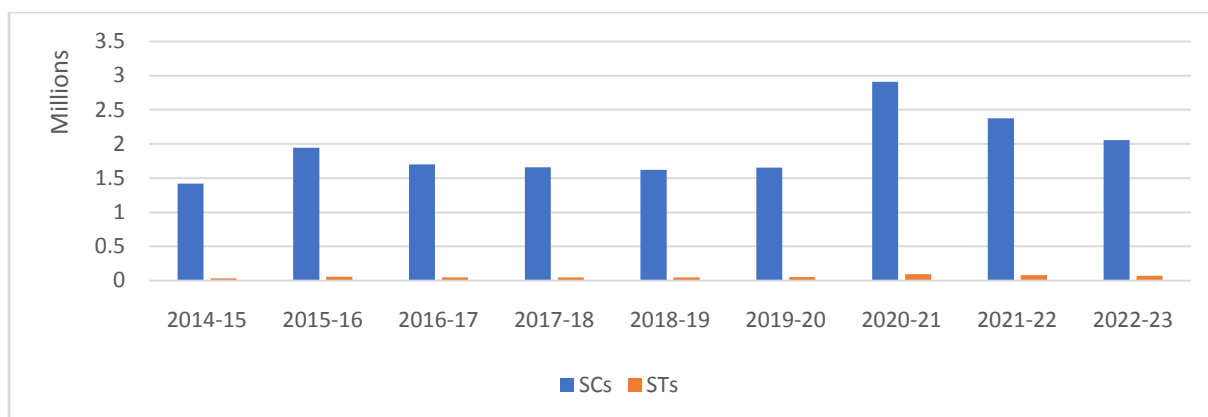
Year	SCs	STs
2014-15	1421923	34697
2015-16	1945311	54972
2016-17	1700361	48752
2017-18	1657452	49128
2018-19	1623340	49171
2019-20	1652386	53263
2020-21	2910679	91726
2021-22	2374902	81465
2022	2054910	68056

**Source:** Ministry of Rural Development

Table 2 shows that 14.21 lakh SCs households and 34.69 thousand STs households got employment in 2014-15. 19.45 lakh SCs households and 54.79 thousand STs households got jobs in 2015-16. 29.10 lakh SCs population 91.72 thousand STs population provided employment in 2020-21, which is the highest employment. 23.74 lakh SCs households and

81.46 thousand STs households got employment in 2021-22. 20.54 lakh SCs households and 68.05 thousand STs households got the job in 2022.

**Figure 3: SCs and STs Employment Status**



**Source:** Ministry of Rural Development

**Table 3: Disabled Persons Employment Status**

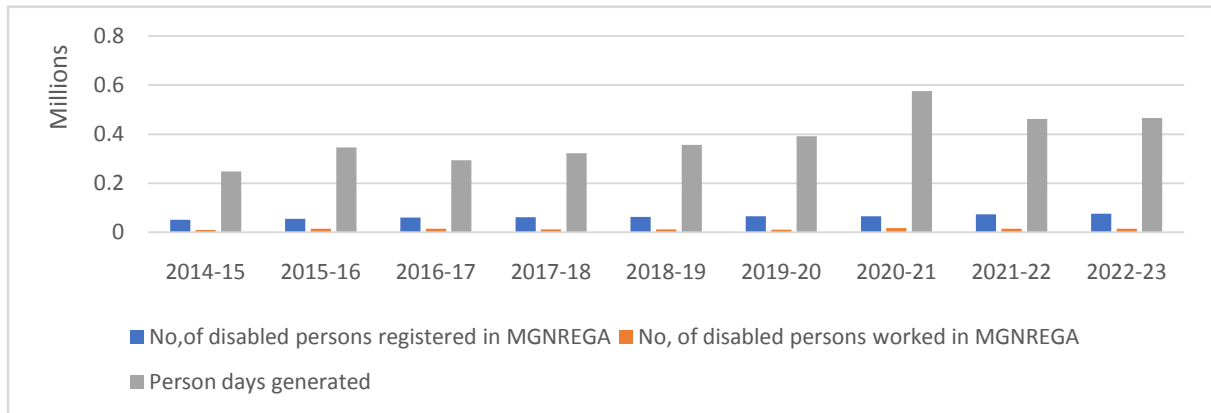
Year	No. of Disabled persons registered in MGNREGA	No. of Disabled persons worked in MGNREGA	Person days generated in the financial year
2014-15	51125	9143	248036
2015-16	55412	14020	345866
2016-17	59550	13819	294236
2017-18	61242	12130	321925
2018-19	62839	11336	356175
2019-20	64610	10997	391632
2020-21	64772	17435	575630
2021-22	73259	14068	462350
2022	75047	14031	466511

**Source:** Ministry of Rural Development

Table 3 shows the number of disabled people employed through MGNREGA and indicates that 51.1 thousand people registered for jobs in 2014-15, 9.1 thousand people got the job, and 24.8 thousand person days were generated, and it continuously increased to 55.4 thousand people registered, and 13.8 thousand people got the job and 34.5 thousand person days generated in 2015-16 and the highest number of people got the job at the time of covid-19,

64.7 thousand people registered for the job and 17.4 thousand people got the job and 57.5 thousand person-days generated in 2020-21.

**Figure 4: Disabled Persons Employment Status**



Source: Ministry of Rural Development

## 7. Conclusion:

This study has analyzed the trend of employment generation in Uttar Pradesh using secondary data and examined the Number of people who got employment from 2014-15 to 2022 through MGNREGS and shows that 45.28 lakh people got the job offered in 2014-15 and it continuously increases during the covid -19 period it provided the highest employment, 12.05 crore people got the job in 2020-21 .89.12 people got the job in 2021-22, and 77.43 lakh people got the job 2022. The study also examined SCs and STs employment status from 2014-15 to 2022 and showed that 14.21lakh SCs and 34.69 thousand STs population got the job in 2014-15.19.45 lakh SCs population 54.97 STs population got the job in 2015-16, and highest number of people got the job SCs and STs population got the job at the time of covid-19. It is 29.10 lakh SCs and 53.26 thousand STs population got the job in 2020-21. 23.74 lakh SCs and 81.46 thousand STs population got the job in 2021-22. 20.54 lakh SCs and 68.05 STs got the job in 2022. The study has examined the number of disabled persons provided employment and shows that 9.14 thousand people got the job in 2014-15. 13.81 thousand people got the job in 2015-16 .12.13 thousand people got the job in 2016-17, and it continuously increases to 17.43 thousand people got the job in 2020-21, 14.06 thousand people got the job in 2021-22, and 14.03 thousand people got the job in 2022. It concluded that the majority of people got the job at the time of covid -19, and it showed 12.05 crore people got a job in 2020-21 which is the highest. Approximately 17.43 thousand disabled persons got the job in 2020-21 and it is the highest and number of SCs and STs who got the job is 29.10 lakh and 91.72 thousand in 2020-21, respectively. As the study shows that

negligible percentage of disabled persons provided employment, 9.14 thousand only provided employment in 2014-15, and 14.03 thousand provided employment. It is found that 14.21 lakh SCs and 34.67 thousand STs were employed in 2014-15, and the highest, 29.10 lakh SCs and 91.72 thousand STs provided employment in 2020-21. And very low number of employment increases. Not a very attractive employment provided to the households during covid-19 provided highest employment after that, it decreased.

### References:

- 1) Ahuja, U. R., Tyagi, D., Chauhan, S., & Chaudhary, K. R. (2011). Impact of MGNREGA on rural employment and migration: A study in agriculturally-backward and agriculturally-advanced districts of Haryana. *Agricultural Economics Research Review*, 24(347-2016-16987), 495-502.
- 2) Murthy, P. S. S., Kumar, G., Gowda, V. C., Bhattarai, M., Chandrakanth, M. G., Girish, M. R., & Nagaraj, N. (2014). Assessment of Economic Impacts of MGNREGA in Selected Two Villages of Karnataka State using Social Accounting Matrix (SAM), Socioeconomics Discussion Paper Series Number 26.
- 3) Das, S. (2019) The Impact of MGNREGA on Economic and Environmental Sustainability in West Bengal.
- 4) Sathishkumar, R., Ramesh Kumar, K., Sivakumar, I., & Muthusami, S. (2020). MGNREGA's Impact on Income and Employment in Seaweeds Cultivating Households: Pamban Village of Ramanathapuram District. *Journal of Critical Reviews*, 7(8), 2149-2156.
- 5) Panda, S. A. K., & Tripathy, S. A. K. (2021). Impact of MGNREGA on Rural Development: A Case Study of Krushna Prasad GP of Puri District. *Czech Journal of Multidisciplinary Innovations*, 1, 11-33.
- 6) Kanimozhi, R., Mohanraj, V., Sriram, N., & Balasubramaniam, P. (2022). Impact Assessment on Attainment of Social Status by MGNREGA Beneficiaries in Tamil Nadu. *Asian Journal of Agricultural Extension, Economics & Sociology*, 93-99.
- 7) Haque, T. (2011). Socio-economic Impact of Implementation of Mahatma Gandhi National Rural Employment Guarantee Act in India. *Social Change*, 41(3), 445-471.
- 8) Sudarshan, M. P., & Agrawal, D. (2017) Impact of MGNREGA on Socio-Economic Upliftment of the Beneficiaries: A Case Study of Chhindwara District of MP. *International Research Journal of Indian languages* E ISSN 2320 – 0871

- 9) Kumar, P., & Joshi, P. K. (2013). Household Consumption Pattern and Nutritional Security among Poor Rural Households: Impact of MGNREGA. *Agricultural Economics Research Review*, 26(1), 73-82.
- 10) Das, S. (2016). Impact of MGNREGA on the livelihood security of rural poor in India: a study using national sample survey data. *Oxford Development Studies*, 44(4), 420-440.
- 11) Kumar, P. (2013). *Impact of MGNREGA on Wage Rate Food Security and Rural Urban Migration: A Consolidated Report*. Agricultural Development and Rural Transformation Centre, Institute for Social and Economic Change.
- 12) Sathishkumar, R., Ramesh Kumar, K., Sivakumar, I., & Muthusami, S. (2020). MGNREGA's Impact on Income and Employment in Seaweeds Cultivating Households: Pamban Village of Ramanathapuram District. *Journal of Critical Reviews*, 7(8), 2149-2156.
- 13) Kanimozhi, R., Mohanraj, V., Sriram, N., & Balasubramaniam, P. (2022). Impact Assessment on Attainment of Social Status by MGNREGA Beneficiaries in Tamil Nadu. *Asian Journal of Agricultural Extension, Economics & Sociology*, 93-99.
- 14) Khan, M. I., & Saxena, S. (2016) Economic impact of MGNREGA: A case study of Bisalpur sub-division of district Pilibhit in Uttar Pradesh. *International Journal of Multidisciplinary Research and Development* (3 )131-136
- 15) NAIKOO, M. A. A., & THAKUR, D. S. S. (2017). Impact of MGNREGA on people Health and Quality of life among The People of Block Behibag of District Kulgam (J & K). *Asia Pacific Journal of Research*, 1(4), 171-185.
- 16) Swain, S. K. (2021). Impact of Mahatma Gandhi National Rural Employment Guarantee Scheme on Socio-Economic Development of Job Seekers-A case Study Kalahandi District of Odisha. *International Journal of Recent Advances in Multidisciplinary Topics*, 2(4), 230-234.
- 17) Kumar, V. (2013). Socio-Economic Impact of MGNREGS on Rural People: A Study in Mandi District of Himachal Pradesh. *Indian Journal of Public Administration*, 59(2), 373-390.
- 18) Malangmeih, L., Bhattacharyya, K., & Mitra, A. (2014). Impact of MGNREGA on livelihood security of rural households: A case study in Bankura district of West Bengal State, India. *Economic Affairs*, 59(2), 137-146.