

# Methyl eugenol (parapheromone) trapping system on diversity of fruit flies and influence of weather parameters on trap catches in mango and guava ecosystems

## ABSTRACT

Studies on species diversity and the influence of weather parameters on methyl eugenol (parapheromone) trap catches were carried out in mango and guava orchards in Coimbatore and Dindigul districts of Tamil Nadu from Standard Meteorological Week (SMW) 16 to SMW 25. Species diversity indices were calculated, and the methyl eugenol trap catches were correlated with the weather parameters. The results revealed that four fruit fly species viz., Oriental fruit fly, *Bactrocera dorsalis* (Hendel), Guava fruit fly, *B. correcta* (Bezii), *B. caryeae* (Kapoor), and Peach fruit fly, *B. zonata* (Saunders), were attracted to the parapheromone methyl eugenol traps. Among them the population of *B. dorsalis* was higher in both mango and guava orchards of Coimbatore and Dindigul districts. The highest species diversity indices for fruit flies viz., Shannon H' (0.936) and Simpsons D' (0.593), evenness (0.468), and richness (0.482) were observed in guava orchard located in Coimbatore district, and the minimum diversity indices Shannon H' (0.254), Simpsons D' (0.921), evenness (0.160), and richness (0.291), were observed in mango orchard located in Dindigul district. The maximum number of fruit flies were trapped in SMW 19 in mango orchards in both districts 134 and 145 flies/three traps, respectively. In Coimbatore district's guava orchard and Dindigul district's mango orchard, trap catches revealed a significant positive correlation with rainfall. The subsequent weather parameters like max. temperature, min. temperature, wind speed, and relative humidity, are either positively or negatively correlated with trap catches in mango and guava orchards. In multiple regression analysis, the maximum predictability was seen in mango orchard (75.54%) located in Coimbatore district and the minimum (66.68%) in mango orchard located in Dindigul district.

*Keywords: Mango, guava, methyl eugenol, fruit fly, species diversity, weather factors.*

## 1. INTRODUCTION

India is one of the leading producers of mango (*Mangifera indica*) and guava (*Psidium guajava*). So, for nearly 400, 80 insect and mite pests were infesting mango and guava, respectively [1] and [2]. Among them, fruit flies of the genus *Bactrocera* (Diptera: Tephritidae) are one of the major pests infesting mango and guava, causing yield loss that varies between 40 to 70% depending on the mango variety and being potent enough to cause 60 to 80% damage in guava [3] at field level and make it unconsumable and unmarketable. They are also a major constraint on the export of fresh mango fruits to foreign countries. It is a significant pest with great potential for invasion due to its vast host range, adaptability to a range of climates, and rapid reproduction rate. The family tephritidae includes more than 4000 species in 500 genera. Of the 4000 species known, 392 species have been recorded in India [4], among which six to seven species are found infesting mango and guava fruits in India. They include *Bactrocera dorsalis*, *B. zonata*, and *B. correcta*. Of them, *B. dorsalis*, commonly called the Oriental fruit fly, was earlier considered to be the most important and dominant species in Southern India, but now in

recent times, *B. caryeae* has become widespread in southern India, and mango and guava are the common commercial hosts of *B. caryeae* [5].

Adult male flies of these species are attracted to the phenylpropanoid compound methyl eugenol (para-pheromone) and voraciously feed it [6], and it is converted into two main components, namely; (E)-coniferyl alcohol (E-CF) and 2-allyl-4,5-dimethoxyphenol (DMP), that are temporarily sequestered in the rectal gland of males that release them during courtship at dusk [7], which is present in over 450 species from 80 families spanning 38 plant orders that contain varying amounts of methyl eugenol in leaves, roots, stems, flowers, or whole plant extracts [8], and it plays an important role in monitoring and mass trapping of fruit flies. Seasonal fluctuations in abiotic factors, including temperature, relative humidity, rainfall, and wind speed are common and have a significant influence on the diversity of species and their occurrence. Understanding the relationship between the environment and fruit fly activity is therefore absolutely essential. The development and timely implementation of management technologies are made possible by sound knowledge based on the seasonal database of insect populations, species complex, seasonal abundance, dispersal patterns, and changes in population dynamics in relation to weather parameters. In light of this, the current investigation was made to comprehend the diversity of fruit fly species from the family Tephritidae, determine the species diversity, and determine the influence of weather parameters on the total trap catches on methyl eugenol traps.

## 2. MATERIAL AND METHODS

### 2.1 Location of the experiment

The present study was carried out at mango orchards located at Madampatti, Coimbatore district, located between 10°96'N latitude and 76°86'E longitude, and Amarapoondi, Dindigul district, located between 10°52'N latitude and 77°58'E longitude. Guava orchards located at Aalanthurai, Coimbatore district, located between 10°93'N latitude and 76°79'E longitude, and Palaya Aayakudi, Dindigul district, located between 10°44'N latitude and 77°57'E longitude, from SMW 16 to SMW 25 of 2023.

### 2.2 Trapping of fruit flies using methyl eugenol traps

The cylindrical jar-type trap of about 15cm height and 10cm diameter with four holes of about 20mm diameter in the sidewall, which act as entry points for fruit flies, will be used to trap the male fruit flies in the mango and guava orchards. The plywood dispenser block of size 4 x 2.5 x 1 cm was impregnated with a methyl eugenol formulation for about 24 hours. The plywood dispenser was hanged at the top of the trap using an iron wire act as an attractant for fruit flies. Three traps were hanged in the mango and guava trees randomly at a height of 1.5m above ground level. The trapped male fruit flies were collected in the zip-lock cover at weekly intervals.

### 2.3 Identification and accessing the diversity indices for fruit fly mango and guava ecosystem.

The trapped and collected fruit flies were observed under a stereo zoom light microscope for identification at species level by using the dichotomous key developed by [9].

The diversity indices viz., relative Density (%) = (No. of individuals of one species / no. of individuals of all species) x 100; and alpha diversity quantified using Simpson's diversity index (*SDI*) [10], Shannon-Wiener Index (*H'*) [11], Pielou's Evenness Index (*E1*) [12], Margalef Richness Index (*Mg*) [13], and Dominance index were calculated by using the following formulas.

### Simpson's diversity index

$$D = \sum n(n-1) / N(N-1)$$

Where,  $n$  = total number of organisms of a particular species and  $N$  = total number of organisms of all species.

Subtracting the value of Simpson's diversity index from 1, gives Simpson's Index of Diversity (SID). The value of the index ranges from 0 to 1, the greater the value the greater the sample diversity.

### Shannon-Wiener index

$$H' = - \sum P_i \ln(P_i), \text{ where } P_i = S / N$$

Where,  $S$  = number of individuals of one species,  $N$  = total number of all individuals in the sample and  $\ln$  = logarithm to base

### Pielou's evenness index

$$E = H' / \ln(S)$$

Where,  $H'$  = Shannon-Wiener diversity index,  $S$  = total number of species in the sample.

### Margalef Richness Index (Mg)

$$Mg = (S - 1) / \ln N$$

Where,  $S$  is the total number of species recorded and  $N$  is the total number of individuals summed overall  $S$  species.

Dominance index was calculated by using the formula)

$$D = \sum (n/N)^2 \text{ or } D = (\sum n(n-1)) / N(N-1)$$

Where,  $n$  = total number of organisms of a particular species and  $N$  = total number of organisms of all species.

## 2.4. Data analysis

Abiotic factors such as maximum temperature, minimum temperature, relative humidity, rain fall and wind speed during the study period were obtained from the Agro Climate Research Centre (ACRC), Directorate of Crop Management (DCM), Tamil Nadu Agricultural University (TNAU), Coimbatore. The weather details collected were summarized into weekly average and correlated with the trap catches using spearman rank correlation to assess the influence of varied weather factors on the diversity and spread of fruit flies.

The species diversity of the fruit flies, the correlation coefficient and the multiple regressions were analysed by using R software 4.2.3.

## 3. RESULTS AND DISCUSSION

### 3.1 Relative abundance and population dynamics of fruit flies

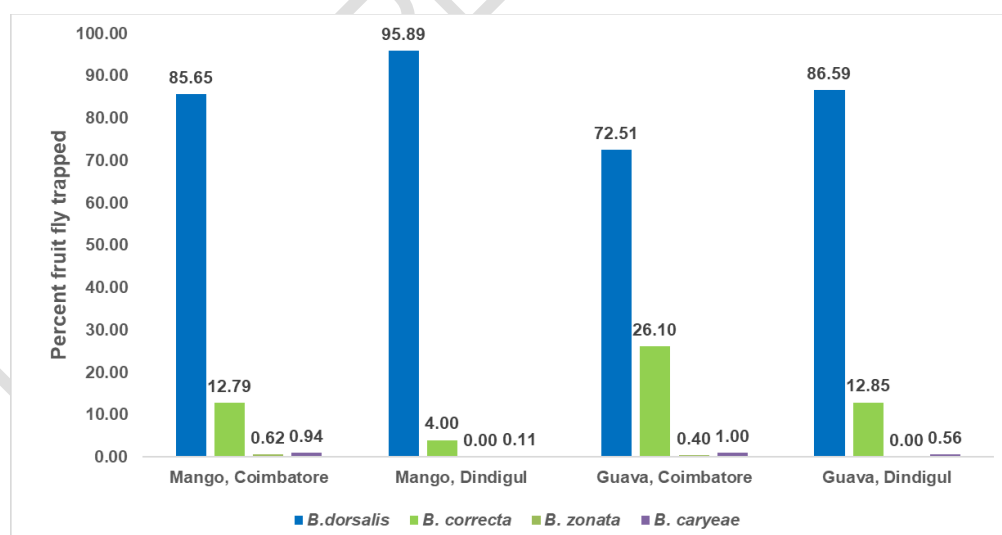
The present study reveals that four fruit fly species viz., *B. dorsalis*, *B. correcta*, *B. caryeae* and *B. zonata* were attracted to the parapheromone methyl eugenol traps. All the species

belong to the genus *Bactrocera* under the tribe Dacini of the subfamily Dacinae. The results revealed that among the species, *B. dorsalis* was found to be the dominant species, followed by *B. correcta*, *B. caryeae*, and *B. zonata* in the mango and guava orchards of Coimbatore and Dindigul districts. A total of 641 and 502 flies were trapped in the mango and guava orchards of Coimbatore district, respectively (Table 1). Out of 641 fruit fly trap catches in mango orchard of Coimbatore 85.65% flies were *B. dorsalis*, while the remaining 12.79%, 0.94%, and 0.62% were *B. correcta*, *B. caryeae*, and *B. zonata*, respectively (Fig 1). Similarly, in guava orchard located at Coimbatore 72.51, 26.10, 1.00, 0.40 % of flies were identified as *B. dorsalis*, *B. correcta*, *B. caryeae* and *B. zonata*, respectively (Fig 1). The study also documented that the number of flies captured in the mango and guava orchards of Dindigul district were 950 and 179, respectively (Table 1). Among them 95.89, 4.00, 0.11 % were *B. dorsalis*, *B. correcta*, and *B. caryeae* in mango orchard (Fig 1). Further in the guava orchard of Dindigul district recorded 86.59, 12.85 and 0.56 % of trapped fruit flies were *B. dorsalis*, *B. correcta* and *B. zonata*, respectively (Fig 1).

**Table 1: Abundance of fruit fly species collected from the mango and guava orchards**

Different species of fruit flies trap catches for 10 weeks						
District	Orchard	* <i>B.dorsalis</i>	* <i>B. correcta</i>	* <i>B. zonata</i>	* <i>B. caryeae</i>	*Total trap catches
Coimbatore	Mango	549	82	4	6	641
	Guava	911	38	0	1	950
Dindigul	Mango	364	131	2	5	502
	Guava	155	23	0	1	179

\*Cumulative mean of three traps

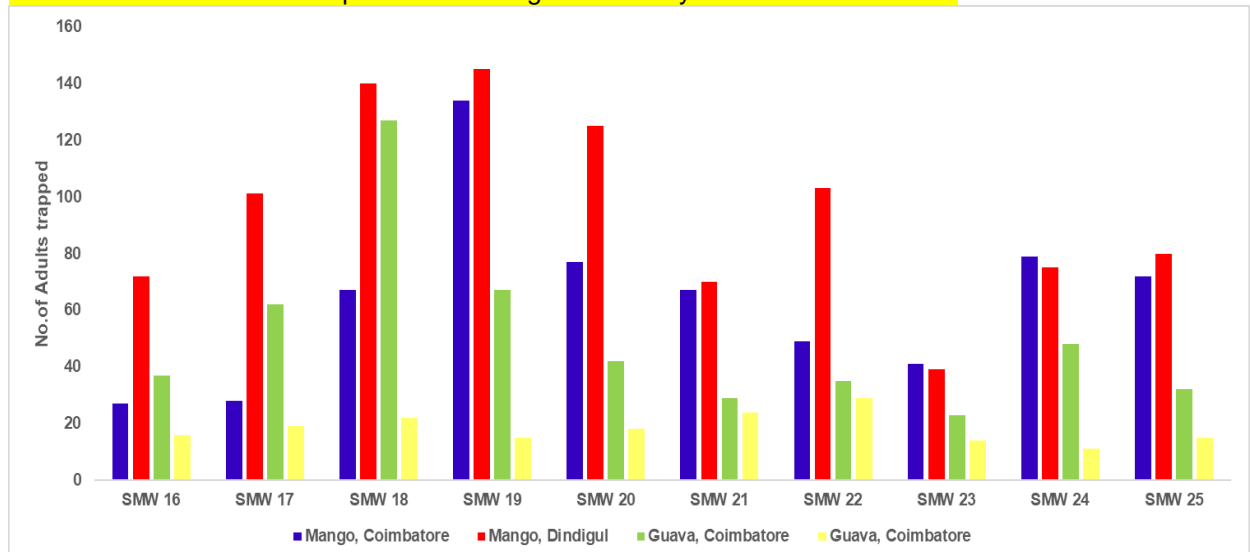


**Fig 1: Relative density of fruit fly species trapped in mango and guava orchards**

The above results revealed that *B. zonata* was absent in both mango and guava orchards in Dindigul district. The *B. correcta* population was maximum in the guava orchards when compared to the mango orchards, and *B. dorsalis* was the dominant species in both the

mango and guava orchards in Coimbatore and Dindigul districts. The results are in agreement with the findings of [14], [15], [16], [17], and [18]. They have reported that *B. dorsalis* is the dominant species in the mango orchards in Tamil Nadu.

In the present study results also revealed that *B. dorsalis* is the dominant species in guava orchards, and the results are in concurrence with [19] and [20]. They have reported the same in Ranga Reddy district of Telangana and Ahmednagar district of Maharashtra, respectively, in guava orchard. On the contrary, [3] and [21] reported that *B. correcta* is the dominant species in the guava orchards of Tamil Nadu and Karnataka. [22] observed that *B. dorsalis* is the dominant species in the vegetable ecosystem in Uttar Pradesh.



**Fig 2: Population trend of fruit flies in mango and guava orchards.**

The dynamics of fruit fly in methyl eugenol trap catches were observed between SMW (Standard Meteorological Week) 16 to SMW 25 during the fruiting season of mango and guava. In the mango orchard of Coimbatore district, the lowest fruit fly populations were captured during SMW 16 (27 flies), and the highest populations were captured during SMW 19 (134 flies) (Fig 2). In the mango orchard of Dindigul district the trapped fruit fly population was gradually increased from SMW 16 (72 flies) and reached a maximum of 145 flies during SMW 19, there after the lowest flies trap catches were recorded (39 flies) in SMW 23 (Fig 2). In the guava orchard of Coimbatore district, the highest trap catches began to rise from SMW 16 (37 flies) and the maximum of 127 flies were trapped during SMW 18, followed by SMW 19 (67 flies) onwards, and the least trap catches were observed during SMW 23 (23 flies) (Fig 2). Similarly, in a guava orchard located in Dindigul district, the maximum number of fruit flies were trapped on SMW 22 (29 flies) and the least population of 11 flies trapped in SMW 24 (Fig 2). The methyl eugenol trap catches were differed at the orchard level, which may be due to different agro climatic factors, crop phenology, fruiting period, and fruit maturity. Similar findings were also reported by [16], [17], and [18]. There is a peak activity of fruit flies in the months of April – May during their study period, which coincides with the fruiting and ripening periods of the mango.

### 3.2 Species diversity

Fruit fly diversity indices, richness, and evenness were computed. Guava orchard located in Coimbatore district had the highest Shannon index ( $H' = 0.936$ ), followed by guava orchard in Dindigul district ( $H' = 0.602$ ), and mango orchards in Coimbatore and Dindigul districts

had the lowest Shannon index (0.471 and 0.254, respectively) (Table 2). The same degree of order was also seen in the species evenness. A high Simpson's index of diversity (1-D) was found in the guava orchard of Coimbatore district (SID = 0.406), followed by mango orchard of Coimbatore district (SID = 0.250), guava (SID = 0.245), and mango (SID = 0.078) orchards of Dindigul district (Table 2).

The high Dominance index was found in mango orchards of both districts (0.750 and 0.789), when compared to the guava orchards (0.406 and 0.235) in Coimbatore and Dindigul District (Table 2). The species richness was high in the mango and guava orchards of Coimbatore districts (0.464 and 0.482), followed by the guava orchard of Dindigul district (0.385) and low species richness was observed in the mango orchard located in Dindigul district (0.291) (Table 2).

High species diversity and evenness were seen in the guava orchards in both districts when compared to mango orchards.

**Table 2: Species diversity indices for trapped fruit flies in mango and guava orchard**

Orchard	Diversity of fruitfly Species					
	Shannon-Weiner index (H)	Simpson's index (D)	Simpson's index of diversity	Evenness (E)	Dominance Index (D)	Margalef Richness Index (Mg)
Mango, Coimbatore	0.471	0.749	0.25	0.339	0.75	0.464
Mango, Dindigul	0.254	0.921	0.078	0.16	0.789	0.291
Guava, Coimbatore	0.936	0.593	0.406	0.468	0.406	0.482
Guava, Coimbatore	0.602	0.765	0.245	0.379	0.235	0.385

### 3.3 Influence of weather parameters on population dynamics of fruit fly species in mango and guava orchards

Studies were conducted to determine the correlation between methyl eugenol fruit fly trap catches and weather factors such as maximum temperature, minimum temperature, wind speed, rain fall, and relative humidity.

#### 3.3.1. Correlation coefficient

The correlation analysis between the weather parameters and fruit fly trap catches in mango orchard located in Coimbatore district revealed that trap catches were positively correlated with rain fall ( $r=0.53$ ), relative humidity ( $r=0.56$ ), and wind speed ( $r=0.16$ ), negatively correlated with max. temperature ( $r=-0.53$ ), and min. temperature ( $r=-0.25$ ). In the guava orchard of Coimbatore district, the methyl eugenol trap catches have a positive correlation with rain fall ( $r=0.73$ ), negatively correlated with the max. temperature ( $r=-0.03$ ), min. temperature ( $r=-0.31$ ), relative humidity ( $r=-0.17$ ), and wind speed ( $r=-0.20$ ). Further, in the mango orchard of Dindigul district that trap catches were positively correlated with min. temperature ( $r=0.24$ ), rain fall ( $r=0.67$ ), and relative humidity ( $r=0.23$ ), negatively correlated with max. temperature ( $r=-0.23$ ), and wind speed ( $r=-0.57$ ). Similarly, in guava orchard, trap catches were positively correlated with min. temperature ( $r=0.28$ ), rain fall ( $r=0.33$ ) and

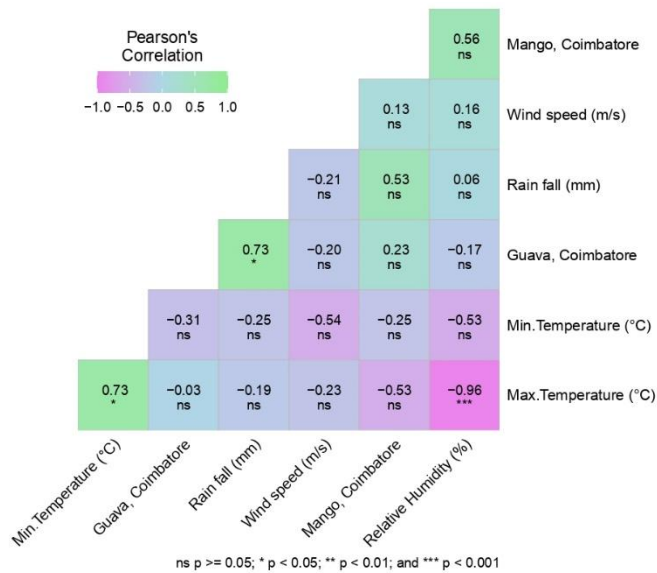
relative humidity ( $r=0.10$ ), negatively correlated with max. temperature ( $r=-0.07$ ), and wind speed ( $r=-0.61$ ).

The result suggested that the number of fruit flies trapped in mango and guava orchards could rise when rain fall and relative humidity rises. In guava orchard of Coimbatore district, at the end of 10<sup>th</sup> week the relative humidity showed a negative correlation with methyl eugenol trap catches. In the same experiment, up to 5<sup>th</sup> week positive correlation was recorded between trap catches and relative humidity ( $r=0.34$ ), after then from 6<sup>th</sup> to 10<sup>th</sup> week, a negative correlation was recorded. This may be due to that the methyl eugenol content in the plywood dispenser was reduced after 5<sup>th</sup> week and influenced the reduction in the trap catches from 6<sup>th</sup> week onwards. The results are in agreement with [21], who stated that relative humidity and rainfall are positively correlated and maximum and minimum temperatures are negatively correlated during the study period 2016 – 2017 in guava orchards. Similarly, [23] stated that the temperature had a positive correlation with the fruit fly population at three of the five locations studied and the other two locations had a negative correlation with the temperature, and the rainfall had a positive correlation with the population in three locations. The fruit fly population has positive correlation with rain fall, relative humidity and min. temperature and a negative correlation with max. temperature [24]. According to [25] *B. dorsalis* in guava had a significant positive correlation with minimum temperature and morning and afternoon relative humidity but a significant negative correlation with maximum temperature. [26] reported that there is a positive correlation between population buildup and rainfall. There is a positive correlation between wind speed and trap catches [27].

**Table 3: Population dynamics of *Bactrocera* spp. in the mango and guava orchard located at Coimbatore (Dt.)**

SMW	Date and month	Total number of fruit flies trapped/week		Meteorological parameters				
		*Mango orchard	*Guava orchard	Temperature (°C)		Wind speed (m/s)	Rain fall (mm)	Relative Humidity (%)
				Max.	Min.			
16	16 April - 22 Apr.	27	37	35.1	24.57	1.27	8.55	67.91
17	23 April - 29 Apr.	28	62	33.69	24.62	0.96	91.08	72.95
18	30 April - 6 May	67	127	29.2	23.41	1.11	130.09	81.24
19	7 May - 13 May	134	67	29.75	24.13	1.17	158.69	84.46
20	14 May - 20 May	77	42	30.7	24.68	1.04	26.48	84.12
21	21 May - 27 May	67	29	29.35	24.23	1.03	36.68	86.92
22	28 May - 3 June	49	35	29.56	24.19	0.99	45.45	85.01
23	4 June - 10 June	41	23	28.78	23.79	1.31	57.7	86
24	11 June - 17 June	79	48	28.65	23.71	1.42	42.69	87.48
25	18 June - 24 June	72	32	28.83	23.46	1.31	31.92	86.18

\*Cumulative mean of three traps

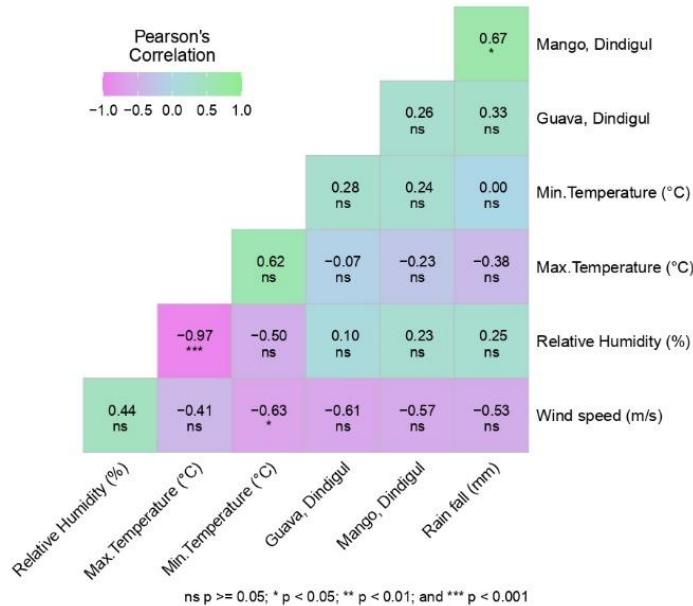


**Fig 3: Effect of weather parameters on methyl eugenol trap catches in mango and guava orchard of Coimbatore districts**

**Table 4: Population dynamics of *Bactrocera* spp. in the mango and guava orchard located at Dindigul (Dt.)**

SMW	Date and month	Total number of fruit flies trapped/week		Meteorological parameters				
		*Mango orchard	*Guava orchard	Temperature (°C)		Wind speed (m/s)	Rain fall (mm)	Relative Humidity (%)
				Max.	Min.			
16	16 Apr. - 22 Apr.	72	16	37.34	23.23	1.63	2.11	48.21
17	23 Apr. - 29 Apr.	101	19	32.51	23.33	1.67	95.85	69.66
18	30 April. - 6 May.	140	22	29.14	22.37	1.51	161.04	79.79
19	7 May. - 13 May.	145	15	30.43	22.65	2.26	78.46	81.2
20	14 May. - 20 May.	125	18	31.41	23.46	2.07	21.03	78.41
21	21 May. - 27 May.	70	24	31.42	22.69	2.19	24.08	77.73
22	28 May. - 3 June.	103	29	30.56	22.79	1.97	47.15	79.7
23	4 June. - 10 June.	39	14	29.97	22.39	3.32	25.23	80.51
24	11 June. - 17 June.	75	11	30.41	22.13	3.49	7.95	79.19
25	18 June. - 24 June.	80	15	29.84	21.76	2.8	22.99	79.76

\*Cumulative mean of three traps



**Fig 4: Effect of weather parameters on methyl eugenol trap catches in mango and guava orchard located at Dindigul (Dt.)**

### 3.3.2. Multiple regression

The effect of various meteorological parameters on fruit fly trap captures was studied using multiple regression analysis. The equation's prediction for mango and guava orchards located in Coimbatore and Dindigul districts ranged from 75.54 percent to 66.88 percent. Mango orchard located in Coimbatore had the best predictability in the regression model (75.54%), followed by guava orchard located in Coimbatore (75.51), guava (68.02%) and mango (66.68%) orchards located in Dindigul, with the lowest predictability (Table 5).

**Table5: Multiple linear regression of methyl eugenol trap catches of fruit flies with weather parameters in mango and guava orchards**

District	Orchard	Regression model	Regression coefficient (R <sup>2</sup> )
Coimbatore	Mango	$Y = -1738.90 + 37.84 x_1 - 23.57 x_2 + 56.50 x_3 + 0.53 x_4 + 13.64 x_5$	0.7554
	Guava	$Y = 1567.28 - 25.38 x_1 + 0.96 x_2 - 45.53 x_3 + 0.28 x_4 - 8.96 x_5$	0.7551
Dindigul	Mango	$Y = -959.76 + 21.74 x_1 - 11.77 x_2 - 21.51 x_3 + 0.44 x_4 + 6.62 x_5$	0.6688
	Guava	$Y = 145.83 - 2.71 x_1 - 0.19 x_2 - 11.35 x_3 - 0.09 x_4 - 0.102 x_5$	0.6802

x1 = maximum temperature; x2 = minimum temperature; x3 = wind speed; x4 = rainfall; x5 = relative humidity; Y = number of fruit flies

#### 4. CONCLUSION

The present study revealed that, in mango and guava orchards located in Coimabtoe and Dindigul districts, the prevalence of *Bactrocera* spp. was found in the order *B. dorsalis* > *B. correcta* > *B. Caryeae* > *B. zonata*. The highest number of fruit flies were trapped in SMW 18 and SMW 19. A high level of species diversity and richness was present in the guava orchards of both districts. The influence of weather parameters on the methyl eugenol trap catches shows that an increase in rainfall and relative humidity will increase the trap catches.

#### REFERENCES

1. Venkata Rami Reddy P, Gundappa B, Chakravarthy A. Pests of mango. Pests and their management. 2018:415-40.
2. Gundappa B, Balaji Rajkumar M, Singh S, Rajan S. Pests of guava. Pests and their management. 2018:491-516.
3. Vignesh S, Chandrasekaran M, Jeeva VAS. Species diversity and population dynamics of fruit flies in guava orchards. Journal of Entomology and Zoological Studies. 2020;8(3):615-9.
4. White IM, Elson-Harris MM. Fruit flies of economic significance: their identification and bionomics: CAB international; 1992.
5. Ramani S, David K, Viraktamath C, Kumar A. Identity and distribution of *Bactrocera caryeae* (Kapoor)(Insecta: Diptera: Tephritidae)—a species under the *Bactrocera dorsalis* complex in India. Biosystematica. 2008;2(1):49-57.
6. Steiner LF. Methyl eugenol as an attractant for oriental fruit fly. Journal of Economic Entomology. 1952;45(2):241-8.
7. Liu H, Wang DD, Wan L, Hu ZY, He TT, Wang JB, et al. Assessment of attractancy and safeness of (E)-coniferyl alcohol for management of female adults of Oriental fruit fly, *Bactrocera dorsalis* (Hendel). Pest Management Science. 2022;78(3):1018-28.
8. Tan KH, Nishida R. Methyl eugenol: its occurrence, distribution, and role in nature, especially in relation to insect behavior and pollination. Journal of insect science. 2012;12(1):56.
9. David K, Ramani S. An illustrated key to fruit flies (Diptera: Tephritidae) from Peninsular India and the Andaman and Nicobar Islands. Zootaxa. 2011;3021(1):1-31.
10. Simpson EH. Measurement of diversity. nature. 1949;163(4148):688-.
11. Shannon CE, Weaver W. A mathematical model of communication. Urbana, IL: University of Illinois Press. 1949;11:11-20.
12. Pielou EC. The measurement of diversity in different types of biological collections. Journal of theoretical biology. 1966;13:131-44.
13. Margalef R. Information theory in ecology. 1973.
14. Begam N, Jalaluddin SM, Sithanatham S, Shanthy M, Thiruvudainambi S, Beaulah A. Impact of weather parameters on the population dynamics of fruit flies (Tephritidae: Diptera) in mango orchard of Krishnagiri district, Tamil Nadu, India. 2021.
15. Begam SN, Jalaluddin SM, Sithanatham S, Shanthy M, Thiruvudainambi S, Beaulah A. Population Dynamics of Mango Fruit Flies *Bactrocera* spp. Indian Journal of Entomology. 2022:875-7.
16. Vignesh S, Chandrasekaran M, Sithanatham SJS. Impact of climatic factors on seasonal occurrence and species diversity of fruit fly, *Bactrocera* spp. in mango orchards. Journal of Entomology and Zoological Studies. 2020;8(3):1012-5.
17. Vignesh S, Chandrasekaran M, Ambethgar V, Jeeva S. Diversity, distribution and varietal preference of fruit fly, *Bactrocera* spp. in mango ecosystem. International Journal of Agriculture, Environment and Biotechnology. 2020;13(2):169-74.

18. Gnanvossou D, Hanna R, Goergen G, Salifu D, Tanga CM, Mohamed SA, Ekesi S. Diversity and seasonal abundance of tephritid fruit flies in three agro-ecosystems in Benin, West Africa. *Journal of Applied Entomology*. 2017 Dec;141(10):798-809.
19. Mariadoss A, Alice J, Sujeetha R, Jyothi P, Nikhileshwar P. Species diversity and identification of important fruit flies damaging Guava (*Psidium guajava* L.) in Ranga Reddy district, Telangana, India. 2021.
20. Ukey N, Chandele A, Wagh S, Bansode G. Species composition of fruit flies, *Bactrocera* spp.(Diptera: Tephritidae) infesting guava in Maharashtra. *Pest Management In Horticultural Ecosystems*. 2013;19(2):242-4.
21. Math M, Kotikal Y, Ganiger V. Species diversity and population dynamics of fruit flies in guava ecosystem. *Int J Curr Microbiol App Sci*. 2018;7(12):2269-83.
22. Arya V, Narayana S, Tyagi S, Raju SV, Srivastava CP, Sinha T, Divekar P. DNA barcoding of fruit flies associated with cucurbit ecosystem and combination of Cue-Lure and Methyl Eugenol in trap is not effective for mass trapping of responsive fruit flies. *Phytoparasitica*. 2022 Jul;50(3):683-95.
23. Agrawal N, Deepa M. Population dynamics of fruit fly species caught through methyl eugenol traps at different locations of Kanpur, Central UP. *Journal of Entomological Research*. 2013;37(1):87-90.
24. Nagaraj K, Jaganath S, Raveendra Y, Srikanth L, Rachappa K. Species complex of fruit flies and their relative abundance in methyl eugenol traps in mango orchard. *Trends in Biosciences*. 2014;7(12):1234-5.
25. Rajitha A, Viraktamath S. Monitoring of fruit flies (Diptera: Tephritidae) in guava orchard at Dharwad, Karnataka. *Karnataka Journal of Agricultural Sciences*. 2010;19(1).
26. Singh P, Mann G. Population studies of fruit fly, *Bactrocera dorsalis* (Hendel) on peach. *Journal of Insect Science*. 2003;16(1/2):24-8.
27. Bana J, Sharma H, Kumar S, Singh P. Impact of weather parameters on population dynamics of oriental fruit fly, *Bactrocera dorsalis* (Hendel)(Diptera: Tephritidae) under south Gujarat mango ecosystem. *Journal of Agrometeorology*. 2017;19(1):78-80.