

## Original Research Article

### **The terminal heat stress and its effect on yield and yield contributing traits of wheat (*Triticum aestivum L.*) genotypes.**

#### **Abstract**

An experiment was conducted with wheat genotypes Mutant, K-9162, NWL-1014, NWL-12-2, NWL-12-4, NWL-10-4, K-910-30, NWL-4035, DBW-16, DBW-187, NWL-12 (3) T, Halna, HD-2967 to evaluate heat tolerant in wheat at instructional farm and in the laboratory of Crop Physiology & Plant Molecular Biology and Genetic Engineering, Acharya Narendra Deva University of Agriculture and Technology, Kumarganj, Ayodhya during rabi season of 2021-2022. Heat stress was induced by delayed sowing 45 days from normal date of sowing (02 December 2022)-(17 January 2023) so that delay sown wheat genotypes could experience heat stress at reproductive stage. Heat tolerant wheat genotypes screened on the basis of Relative Water Content, Catalase activity, plant height, tiller number, number of grains per spike, test weight and grain yield per plant over control under heat stress condition.

**Key words:** Heat, Relative water content, Proline content, Catalase activity, Yield and Yield components.

#### **Introduction**

Wheat (*Triticum spp.*) is one of the major cereal crops belonging to Poaceae family which contributes about 30% of world grain production and 50% of the world grain trade. Wheat is considered as staple food in more than 40 countries of the world which provides basic calories and protein for 85% and 82% of the world population respectively. Food and Agriculture Organization (FAO) estimated that, the annual cereal production has to grow by almost one billion to feed the projected population of 9.1 billion by 2050. In order to meet the increase food requirement, increase in crop production and productivity is the demand of 21st century [1]. In India, the area of wheat 2020-21 in 31.61 million hectares with a production of 109.52 million tons and productivity was 3464 kg/ha. In Uttar Pradesh the area of wheat crop 9.85 million hectare with a production of 35.50 million tons and productivity 3604 kg/ha.[2].

It is eaten in various forms by more than 1000 million human beings in the world. In India it is 2<sup>nd</sup> important staple food crop rice being the first. It is eaten in the form of

chapattis, puris, Dalia, halwa etc. They are principally concerned in providing the gluten substance which is very essential for bakery products. In bakery gluten provides the structural frame works for the familiar spongy, cellular texture of bread and other baked products. Besides staple food for human beings, wheat straw is a good source of feed for a large population of cattle in our country. It contains more protein than other cereals. Wheat has a relatively high content of niacin and thiamine (Modern techniques of raising field crops, 2020).

The optimum temperature for wheat during the post anthesis period is 22–25 °C, beyond that wheat feels the heat, leading to irreversible damage by high temperature[3]. It has been reported that each °C rise above cardinal temperature causes 4% reduction in grain number [4], grain weight 5% [5] and grain yield 53.05% [6]. High temperature stress is a major environmental factor that limits yield in wheat high temperature affects wheat yield either through chronic stress by prolonged, moderate temperatures up to 32°C or through heat-shock, which is sudden, but comparatively brief exposure to 33°C and above[7]. The impact of high temperature stress on crop depends up on intensity, rate of increase, duration of stress and stage of crop development. High temperature stress induces several alterations in physiological, biochemical and molecular components of wheat crop production[11,13] .

The heat stress occurs usually for rising of canopy temperature that depends on air and soil temperature, soil and canopy properties, and loss of soil moisture. High temperature affects crops in different ways including poor germination and plant establishment, reduced photosynthesis, leaf senescence, decreased pollen viability, and consequently production of less grains with smaller grain size [14].

## **MATERIALS AND METHODS**

The experiment was conducted in field and lab with thirteenth wheat genotypes namely NWL-14, K-9162, NWL-1014, NWL-12-2, NWL-12-4, NWL-10-4, K-910-30, NWL-4035, DBW-16, DBW-187, NWL-12 (3) T, Halna, HD-2967 at Student Instructional and in the Laboratory of Department of Plant Molecular Biology and Genetic Engineering, Acharya Narendra Deva University of Agriculture & Technology, Kumarganj, Ayodhya (U.P.) during the Rabi season of 2021-22 to evaluate terminal heat stress in wheat genotypes.

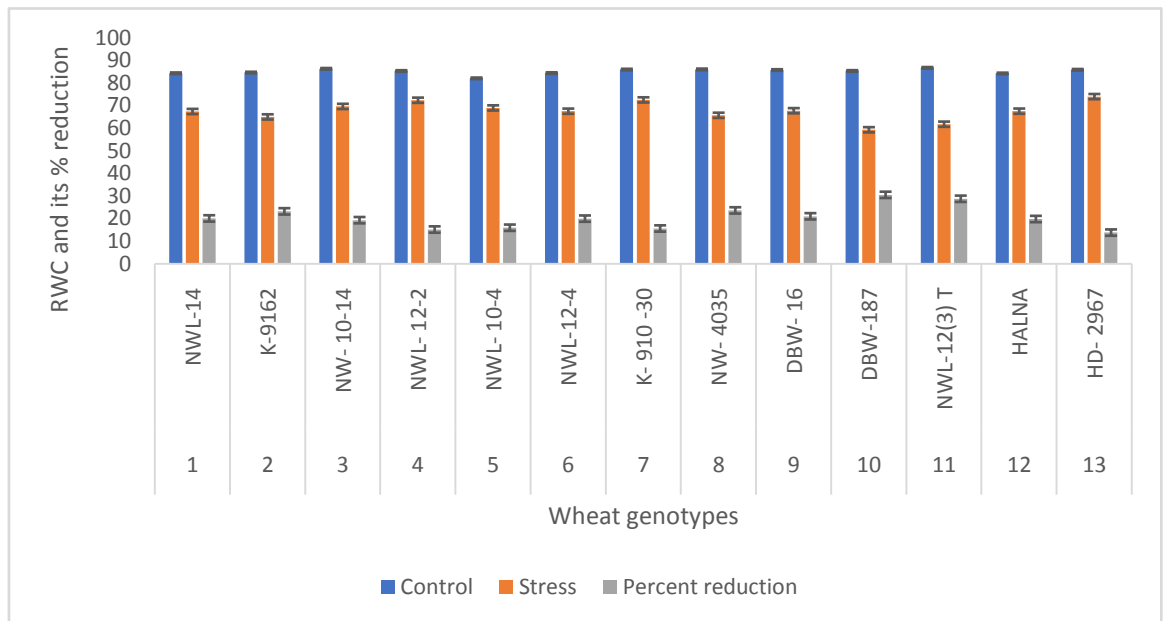
Geographically, Ayodhya comes under sub-tropical climatic zone of Indo-Gangatic alluvium of eastern Uttar Pradesh, India. It is situated at about 24.40 to 26.560 N latitude and 82.120 to 83.980 east longitude at an altitude of 113 meter above mean sea level (MSL). The average annual rainfall of this region is about 1280 mm. Generally, April and May are the hottest months of the year. The soil of the experimental site was clay loam in reaction, rich in phosphorus, potassium and having lower organic carbon content with poor nitrogen availability. The experiment was conducted in a randomized block design with three replications. Mainly two treatments are given late sowing treatment and very late. Normal sowing are considered in 2 December 2022 and delayed sowing in 17 January 2023. The unit plot size was  $2 \times 2\text{m}^2$ . The spacing between row to row and plant to plant were 22cm and 5cm, respectively. Fertilizers including N, P, K, were applied at the rate of 120:60:40 kg ha<sup>-1</sup>, respectively, in the form of urea (N: 46%), triple super phosphate (TSP: 50% P<sub>2</sub>O<sub>5</sub>), murate of potash (MP: 60% K<sub>2</sub>O), respectively. Full doses of all fertilizers except N (one-third) were incorporated thoroughly into the soil as basal dose. The remaining N was further split into two doses for application at 20 and 50 days after sowing (DAS). Wheat seeds of all genotypes were sown using hand hoe and shallow irrigation was applied in all plots after 20-25 days after sowing at the time of crown root initiation. Plots were irrigated three times (at 20-25, 50-55, and 70-75 DAS, and using some pots for sowing wheat crop in the net house were not irrigated throughout the growing period and protected from rainfall to maintain DS condition. The crop was kept weed-free, and to control diseases for weed control using 2-3 hand weeding. Relative water content (Barrs and Weatherley 1962), Proline content (Bates, 1973), Catalase activity (Sinha, 1972), plant height, tiller number, number of grains per spike, test weight and grain yield per plant as per standard methodology.

## **Results and Discussion**

Relative water content abruptly decreased in all wheat genotypes after heat stress. High relative content was estimated in NWL-12-3(T) (86.73%) followed by HD-2967 (86.30%), NW-4035 (86.04%) under control condition and NW-10-14 (73.99%) and K-910-30 (72.53%) under stress condition. Maximum percent reduction in DBW-187 (30.51%) while minimum in HD-2967 (13.82%). Heat stress damaged plants root conductance despite enough supply of water, while

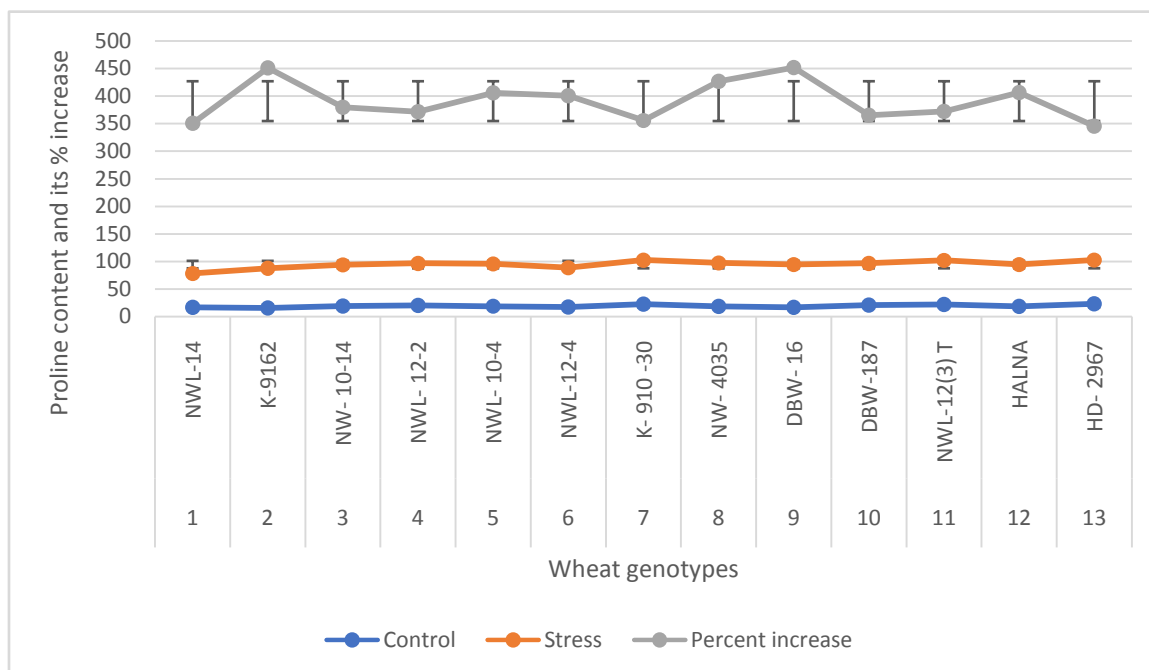
this becomes more fatal for plant when heat stress along with drought was applied due to more water transpiration demands[15].

**Fig.1: Effect of heat stress on relative water content (%) of wheat genotypes**



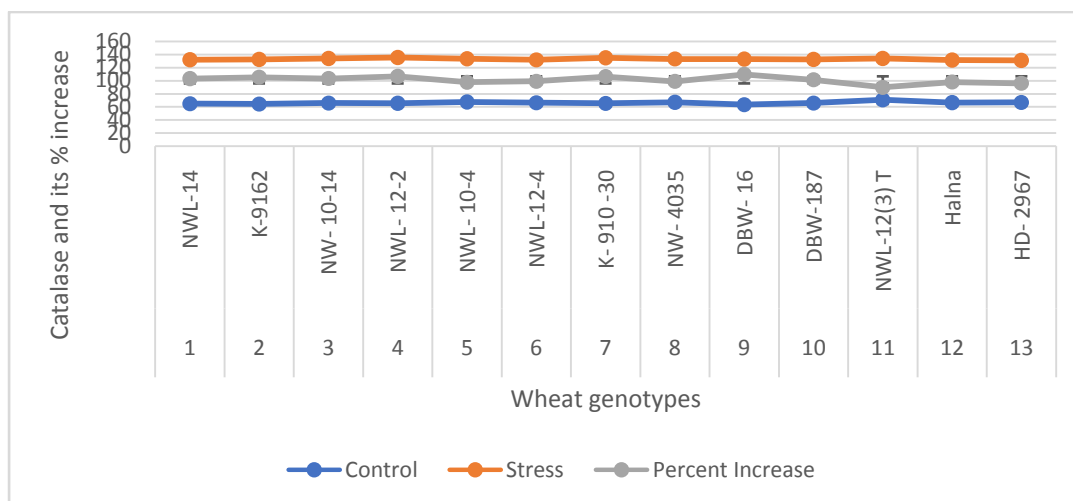
Proline content was increased in wheat genotypes after heat stress. High Proline content was recorded in HD-2967 (23.08%) followed by K-910-30 (22.51%) and NWL-12-3(T) (21.65%) under control condition. In stress condition high proline content was estimated in NWL-12-3 (T) (80.14%) and K-910-30(79.58%). Maximum percent increased in K-9162 (363.73%), DBW- 16 (357.57%) while minimum in HD-2967 (70.85%). Similar results of higher proline and total soluble sugar accumulation in plants under stress environments as compared to normal were reported by Kavi Kishor and Sreenivasulu [16]. Proline and sugars are among the well-known organic osmolyte and accumulation of proline under stress conditions have been observed in many plants' species [17].

**Fig.2: Effect of heat stress on proline content (%) of wheat genotype**



The Catalase activity abruptly increased in all wheat genotypes. The maximum catalase activity was recorded in NWL-12-3(T) (70.70g), NWL-10-4 (67.52g) and NW-4035 (67.02g), while lowest in DBW-16 (63.43g) under control condition. The maximum catalase activity was observed under heat stress condition in NWL-12-2 (135.58g) and K910-30 (135.16g) while minimum in HD-2967 (131.07). The maximum percent increase was recorded in DBW-16 (109.57%) and minimum in NWL-12-3 (T) (89.80%). The catalase activity in different lines under drought stress remained unchanged or decreased, as against control conditions. But among the different lines (drought tolerant and sensitive) no particular pattern of activity of this enzyme was observed [18].

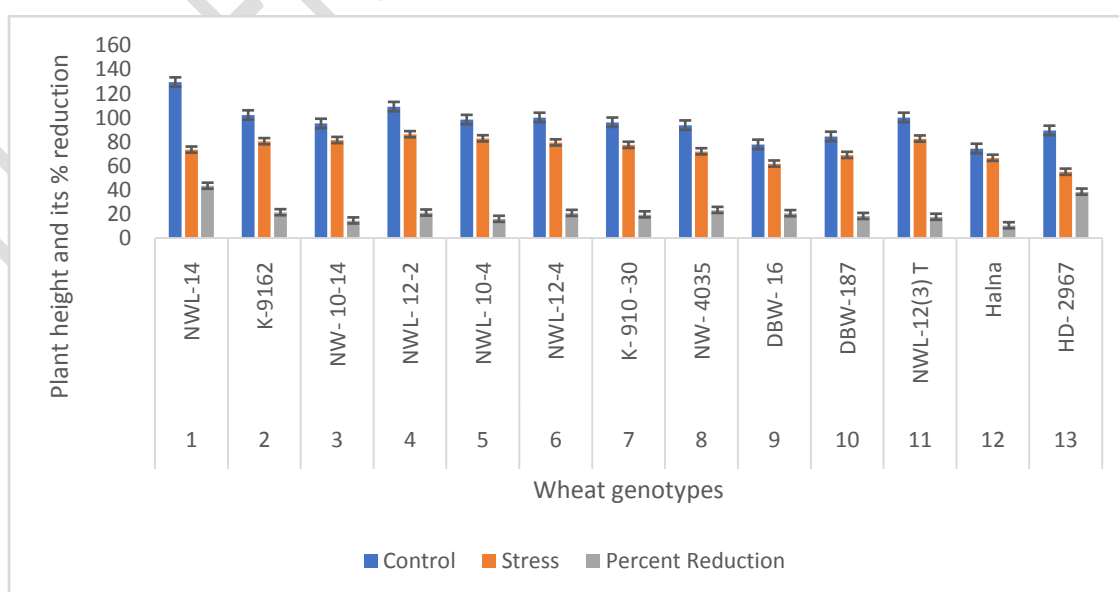
**Fig.3: Effect of heat stress on catalase activity ( $\mu\text{g}\cdot\text{1fw}\cdot\text{basis}\cdot\text{unit}^{-1}\cdot\text{s}^{-1}$ ) of wheat genotypes .**



\*1 unit (U) is the amount of enzyme that catalyses the reaction of 1 nmol of substrate per minute

Wheat genotypes showed genetic variability in plant height. The maximum plant height was recorded in NWL-14 (129.6cm) and minimum in HALNA (74.4cm) under control condition. The Stability in plant was highly fluctuated under heat stress in wheat genotypes due to their generic level of heat tolerance. The maximum reduction was recorded in NWL-14 (43.36%) followed by HD-2967 (28.86%) and K-9162 (21.33%) while minimum in NW-4035 (1.92%) followed by HALNA (10.48%), NW-10-14 (14.50%), NWL-10-4 (15.85%), DBW-187 (18.25%). in terms of percent reduction over control. A reduced plant height during heat stress seems to be related with impaired meristematic cell division and cell elongation [19].

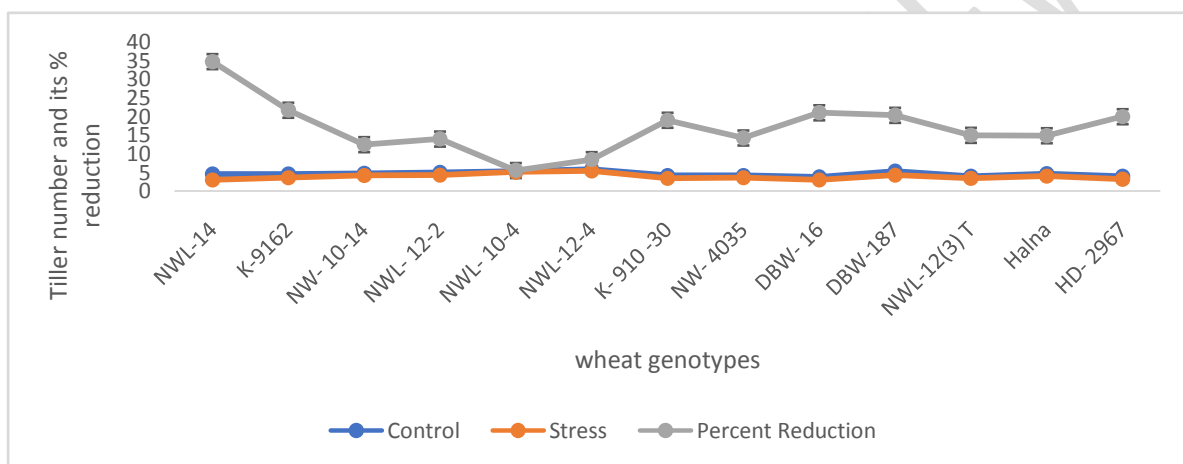
**Fig.4: Plant height (cm) and its percent reduction over control of wheat genotypes under heat stress condition.**



## Tiller number per plant:

Wheat genotypes showed significant variability in number of tillers per plant. Under control condition the maximum tiller number was recorded in NWL-12-4 (5.9), and minimum in DBW 16 (3.8). The heat stress had significant effect on tiller number per plant and reduced it in all wheat genotypes. The maximum per cent reduction in tiller numbers was recorded in NWL-14 (34.78%) and minimum in NWL-10-4 (5.56%). NWL-12-4 (8.47%), NWL-1014- (12.50%). Heat stress reduced plant height by disturbing the physiological developmental process and followed forced maturity. Similar type finding was also reported by [20-21].

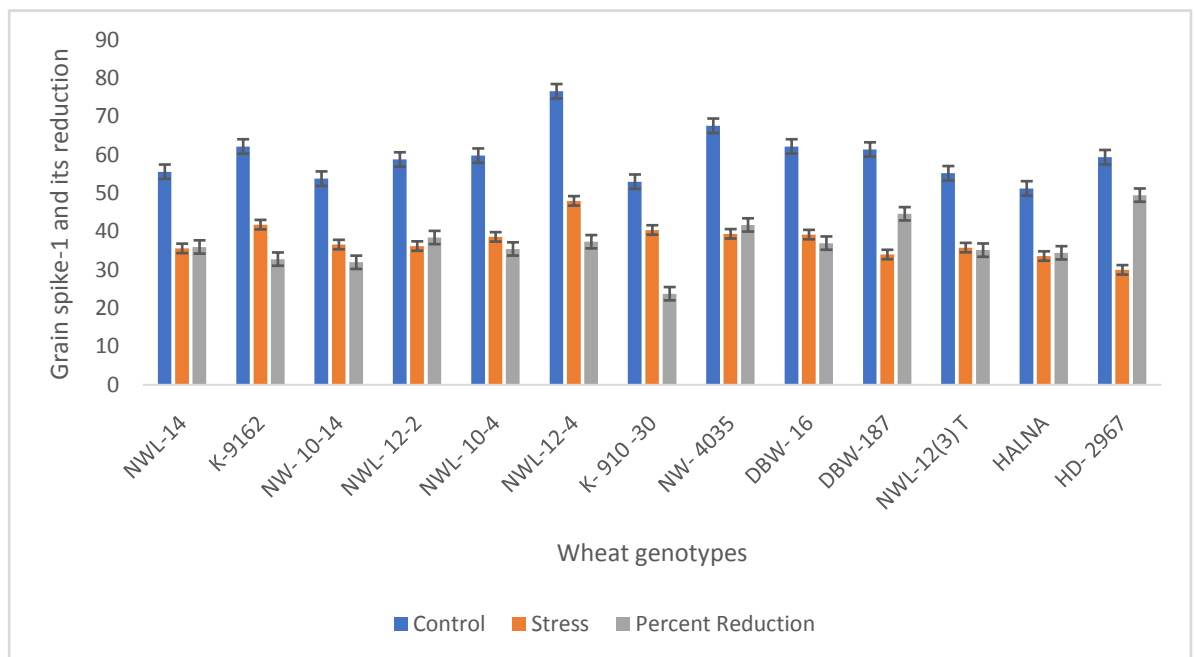
**Fig.5: Effect of heat stress on tiller number of wheat genotypes .**



## Number of grains spike<sup>-1</sup>

Wheat genotypes showed genetic variability in number of grains spike<sup>-1</sup> under control and stress condition. High number of grains in main spike was noted in NWL-12-4 (76.5), NW-4035 (67.6), K-9162 and DBW-16 (62.2) while less number of grains recorded in HALNA (51.25), K-910-30 (53.0), NW-10-14 (53.8) and NWL-12-3(T) (55.2). Under heat stress condition the maximum number of grains recorded in K-9162 (41.8), K-910-30 (40.4) and NW-4035 (39.2). Heat stress reduction the grains in main spike irrespective of wheat genotypes. High reduction in number of grains in main spike was obtained in NWL-12-4 (53.0%), DBW-187 (44.63 %) and NWL-10-4 (42.14 %) while less in K-910-30 (23.77 %), NW-10-14 (31.97 %) and K-9162 (32.80%) under heat stress regions. Grain reduction is caused by programmed cell death at high temperatures produced by ethylene levels [22]. When meiosis and abiotic stress occurs at the same time, the initial step of gamete formation may be harmed even more [23].

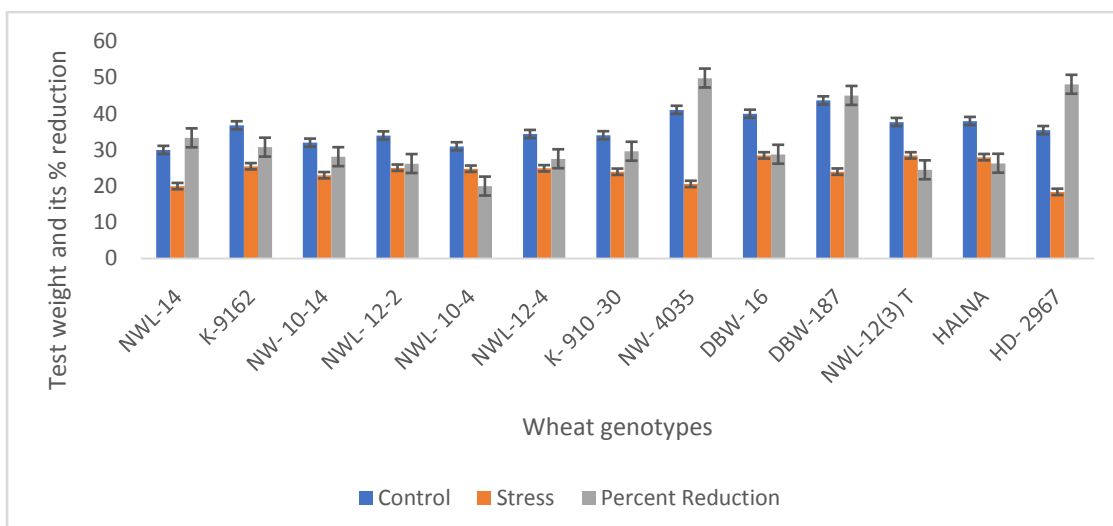
**Fig.6: Effect of heat stress on Number of grains spike<sup>-1</sup> (g) of wheat genotypes.**



### Test weight

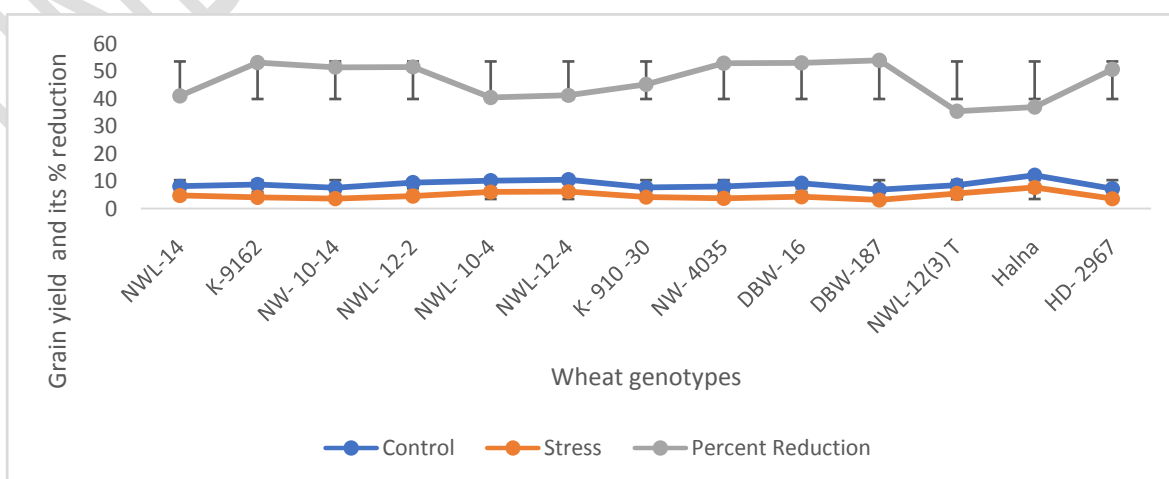
The wheat grains showed significant variation in test weight under control and heat stress condition. The genotypes that showed maximum test weight under control condition were DBW-187 (43.68 g), NW-4035 (41.08 g), DBW-16 (40g) and HALNA (38.0 g) while minimum in NWL-14 (30.0g). The maximum test weight under stress condition were K-910-30 (29.96g) and minimum in NWL-10-14 (19.0g). The maximum percent reduction recorded under heat stress condition NW-4035 (49.85g), DBW-187 (45.05g) and NWL-12-2 (40.94g). Heat stress significantly reduced grains number per spike and 1000 grain weight, shape and size wheat grains [24]. The increasing temperature (from 25-35°C) during grain growth decrease grain size and promotes grain shrinking and reduced the individual grain weight [25].

**Fig.7: Test weight (g) and its percent reduction of wheat genotypes over control under heat stress condition**



Heat stress had significant effect on grain yield/ plant (Table 1) in control condition. The maximum grain yield per plant was recorded in HALNA (12.23g), NWL12-4 (10.57 g) and NWL-10-4 (10.27 g) while minimum DBW-187 (6.96 g), HD-2967 (7.33 g), and NW-10-14 (7.65) under heat control condition. Under heat stress condition maximum grain yield recorded in HALNA (7.71g) and NWL-12-4 (5.21g) while minimum in NWL-10-4 (3.11g) and DBW-187 (33.20g) markedly reduced grain yield in all wheat genotypes. The maximum reduction in grain yield was noted in NWL-10-4 (69.72%) and K-910-30 (58.19%) followed by DBW-187 (54.08 %) and minimum reduction was recorded in HALNA (37 %) and NWL-14 (41.03%). Heat stress decreases the yield due to affecting growth and development processes, lowering the yield component potential and affecting the activity of key enzymes that contribute a lot during grain filling and development [26].

**Fig.8: Effect of heat stress on yield per plant (g) of wheat genotypes .**



## Conclusion

Among 13 varieties of wheat genotypes, Halna, NWL -1293)T, NWL 10-2, NWL -12-4 were found heat tolerant on the basis of relative water content, proline content, Catalase activity, yield and yield components.

## References:

1. Poudel PB, Poudel MR. Heat stress effects and tolerance in wheat: A review. J. Biol. Today's World. 2020 ;9 (3):1-6.
2. Anonymous, Directorate of Economics and Statistics. "Agricultural Statistics at a glance." 2021; 38-39.
3. Farooq M, Bramley H, Palta JA, Siddique KH. Heat stress in wheat during reproductive and grain-filling phases. Critical Reviews in Plant Sciences. 2011; 30(6):491-507.
4. Fischer RA. Number of kernels in wheat crops and the influence of solar radiation and temperature. The Journal of Agricultural Science. 1985;105(2):447-61.
5. Tashiro T, Wardlaw IF. A comparison of the effect of high temperature on grain development in wheat and rice. Annals of Botany. 1989 ;64(1):59-65.
6. Qaseem MF, Qureshi R, Shaheen H. Effects of pre-anthesis drought, heat and their combination on the growth, yield and physiology of diverse wheat (*Triticum aestivum* L.) genotypes varying in sensitivity to heat and drought stress. Scientific reports. 2019;9 (1):6955.
7. Narayanan S. Effects of high temperature stress and traits associated with tolerance in wheat. Open Access J. Sci. 2018 ; 2(3):177-86.
8. Bansal R, Pradheep K, Kumari J, Kumar S, Yadav MC, Gurung B, Kumari NK, Rana JC. Physiological and biochemical evaluation for drought tolerance in wheat germplasm collected from arid western plains of India. 2016.
9. Jaleel CA, Manivannan PA, Wahid A, Farooq M, Al-Juburi HJ, Somasundaram RA, Panneerselvam R. Drought stress in plants: a review on morphological characteristics and pigments composition. Int. J. Agric. Biol. 2009 ;11(1):100-5.
10. Golbashy M, Ebrahimi M, Khorasani SK, Choukan R. Evaluation of drought tolerance of some corn (*Zea mays* L.) hybrids in Iran. African Journal of Agricultural Research. 2010; 5(19):2714-9.

11. Nikus KC, Eskola MJ, Virtanen VK, Vikman S, Niemelä KO, Huhtala H, Sclarovsky. ST- depression with negative T waves in leads V4–V5—a marker of severe coronary artery disease in non- ST elevation acute coronary syndrome: a prospective study of angina at rest, with troponin, clinical, electrocardiographic, and angiographic correlation. *Annals of noninvasive electrocardiology*. 2004; 9 (3):207-14.
12. Ludlow MM, Muchow RC. A critical evaluation of traits for improving crop yields in water-limited environments. *Advances in agronomy*. 1990 ;43:107-53.
13. Jahan A, Ahmed F. Effect of drought stress on growth and yield of wheat genotypes. *Bangladesh Agronomy Journal*. 2018 ;20(2):97-105.
14. Asseng S, Ewert F, Martre P, Rötter RP, Lobell DB, Cammarano D, Kimball BA, Ottman MJ, Wall GW, White JW, Reynolds MP. Rising temperatures reduce global wheat production. *Nature climate change*. 2015;5(2):143-7
15. Sattar A, Sher A, Ijaz M, Ul-Allah S, Rizwan MS, Hussain M, Jabran K, Cheema MA. Terminal drought and heat stress alter physiological and biochemical attributes in flag leaf of bread wheat. *Plos one*. 2020 ;15(5):e0232974.
16. Kavikishore PB and Sreenivasulu NE. Is proline accumulation per se correlated with stress tolerance or is proline homeostasis a more critical issue? *Plant, cell & environment*. 2014; 37(2):300-11.
17. Ahmad MA, Prakash P. Impact of elevated night temperature stress on phenological and physiological parameters in wheat (*Triticum aestivum* L.). *IJCS*. 2018;6(4):798-800.
18. Sharifi EM, Karimzadeh F, Enayati MH. Fabrication and evaluation of mechanical and tribological properties of boron carbide reinforced aluminum matrix nanocomposites. *Materials & Design*. 2011; 32(6):3263-71.
19. Saini HS, Westgate ME. Reproductive development in grain crops during drought. *Advances in agronomy*. 1999 ;68:59-96.
20. Rehman HU, Tariq A, Ashraf I, Ahmed M, Muscolo A, Basra SM, Reynolds M. Evaluation of physiological and morphological traits for improving spring wheat adaptation to terminal heat stress. *Plants*. 2021 ;10(3):455.
21. Prasad S, Srivastava A, Kumar A, Tiwari A, Singh RP, Yadav RK. Identification of heat stress traits in wheat (*Triticum aestivum* L.) in the way of tagging major gene (s) for heat stress tolerant. *Plant Archives*. 2014; 1(14):465-8.

22. Hays J, Efros AA. Scene completion using millions of photographs. *ACM Transactions on Graphics (ToG)*. 2007 ;26(3):4.
23. Reynolds MP, Balota M, Delgado MI, Amani I, Fischer RA. Physiological and morphological traits associated with spring wheat yield under hot, irrigated conditions. *Functional Plant Biology*. 2010; 21(6):717-30.
24. Chowdhury MK, Hasan MA, Bahadur MM, Islam MR, Hakim MA, Iqbal MA, Javed T, Raza A, Shabbir R, Sorour S, Elsanafawy NE. Evaluation of drought tolerance of some wheat (*Triticum aestivum* L.) genotypes through phenology, growth, and physiological indices. *Agronomy*. 2021;11(9):1792.
25. Ferris GR, Arthur MM, Berkson HM, Kaplan DM, Harrell-Cook G, Frink DD. Toward a social context theory of the human resource management-organization effectiveness relationship. *Human resource management review*. 1998 ;8(3):235-64.
26. Wahid A, Gelani S, Ashraf M, Foolad MR. Heat tolerance in plants: an overview. *Environmental and experimental botany*. 2007 ;61(3):199-223.