

Original Research Article

GROWTH RATE PERFORMANCE OF SONADI SHEEP IN TERMS OF GROWTH EFFICIENCY

ABSTRACT

The present study was conducted to assess the effect of non-genetic factors on growth efficiency of Sonadi sheep of different age groups. In this study, data on 1396 Sonadi sheep maintained from 2012 to 2019 under the Mega Sheep Seed Project, College of Veterinary and Animal Science, Navania, Vallabhnagar, Rajasthan, were analysed to assess the effect of non-genetic factors (sex, type of birth, year of birth, and season of birth) on growth efficiency viz. 0-3, 3-6, 6-9 and 9-12 months age groups. The overall least-squares means along with standard error for GE1 (0-3M), GE2 (3-6M), GE3 (6-9M) and GE4 (9-12M) were 2.57 ± 0.10 , 0.496 ± 0.03 , 0.244 ± 0.24 and 0.266 ± 0.02 kg/kg, respectively. Year of birth had a highly significant ($P \leq 0.01$) effect on all growth traits. The effect of the season of birth on growth efficiency was also highly significant ($P \leq 0.01$) for GE1 and GE2 groups while significant ($P \leq 0.05$) for GE3 and GE4 groups. The sex of lamb showed a significant ($P \leq 0.05$) effect on GE1 and non-significant on the rest of the groups (GE2, GE3, GE4), whereas the effect of the type of lamb on growth efficiency was found to be non-significant on all groups.

Keywords: Growth Efficiency, Least Square Mean, Non-genetic factors, Significant, Sonadi.

INTRODUCTION

Sheep, with its multi-faceted value for fleece, meat, milk, skin and compost, form a significant segment of rustic economy, especially in dry, semi-dry and hilly zones of the nation where the atmosphere stays unfavourable. Sheep husbandry plays an important role in

the livelihood of rural masses and a crucial function in the financial upliftment of a large portion of the underprivileged communities and ranchers (Kanaka *et al.*, 2022). They contribute greatly to the agrarian economy, especially in areas where crop and dairy farming are not economical. An amount of 535.95 million kg of meat and 43.50 million kg of fleece were produced by sheep in 2016-2017 (DAHD, 2020). As per NBAGR (2020), Rajasthan, also the 4th biggest sheep-rearing state of India, has 8 well-defined breeds out of total of 44 enlisted breeds.

Sonadi breed of sheep is reared for mutton purposes because there is no prejudice by any community in India towards mutton. Meat is a nutritious food that plays a significant part in balanced human diet. Accordingly, there is an interest in increasing the rate of meat production and utilization all through the world (Ahmed *et al.*, 2004). Consequently, an expansion in small ruminant production could increase food self-sufficiency in the nation, especially because of protein necessity for the increasing human population and improve the export of mutton. Attributes identified with growth are of intricate qualities. They reflect the impacts of an intricate net of climate-related gene actions. Accordingly, to improve the growth performance of animals, improvement in both their hereditary structure and the climate they are encircled by is required. Growth profile attributes are acceptable markers of the versatility of an animal to the current ecological conditions. In this manner, better growth is fundamental for suitable proliferation, creation and survivability in sheep. The growth characteristics assume a significant function in efficiency and are one of the significant selection attributes in sheep breeds. An animal's life is known to be impacted by both hereditary and natural elements, which must be assessed before arranging and actualising a sheep breeding plan (Mandal *et al.*, 2003; Gbangboche *et al.*, 2006). Growth efficiency (GE) is the weight gain during a given time interval comparable to the weight toward the start of the period (Sharma, 1994). It expresses the proportionate weight gain in contrast with initial

weight. Higher growth effectiveness in the pre-weaning stage shows early selection (Khadda *et al.*, 2019). The current investigation was imagined with the accompanying to study the growth rate performance in terms of growth efficiency in Sonadi sheep.

MATERIALS AND METHODS

The data on the growth of 1396 animals (Sonadi sheep) spread over a period of 8 years from 2012-2019 were taken from Mega Sheep Seed Project coordinating Sonadi sheep unit, Vallabh Nagar, Udaipur (Rajasthan), where they are maintained under a semi-intensive system of management. On the basis of a year of birth, data were categorized into eight classes and coded from i_1 - i_8 for the corresponding year. Season of birth was categorised into three seasons j_1 (monsoon: July to October), j_2 (winter: November to February) and j_3 (summer: March to June). The sex of the lamb was classified according to male (k_1) and female (k_2), while the type of birth was according to single (l_1) and twin (l_2). Growth efficiency (GE) is the weight gain during a given time interval in relation to the weight at the beginning of the time interval (Sharma, 1994). It expresses the proportionate weight gain in comparison to initial weight.

$$\text{Growth Efficiency} = \frac{(\text{final weight} - \text{initial weight})}{\text{initial weight}}$$

The data on growth efficiency was analysed through the Mixed Model Least-Squares and Maximum Likelihood method designed by Harvey (1990).

To estimate the effect of various non-genetic factors on growth efficiency was estimated through the following model:

$$Y_{ijklm} = \mu + A_i + B_j + C_k + D_l + E_m + e_{ijklm}$$

Where,

Y_{ijklm} = Growth records of the m^{th} progeny belonging to k^{th} sex, j^{th} season, i^{th} period and l^{th} type of birth

μ = Population mean

A_i = Fixed effect of i^{th} period of birth ($i = 1, 2, 3, 4, 5, 6, 7, 8$)

B_j = Fixed effect of j^{th} season of birth ($j = 1, 2, 3$)

C_k = Fixed effect of k^{th} sex of birth ($k = 1, 2$)

D_l = Fixed effect of l^{th} type of birth ($l = 1, 2$)

e_{ijklm} = Residual error, NID ($0, \sigma^2$)

Duncan's Multiple Range Test (DMRT) was used to make pair wise comparison among the least squares means (Kramer, 1956).

RESULT AND DISCUSSION

The overall least-squares means along with standard errors of growth efficiency traits were observed as 2.57 ± 0.10 , 0.496 ± 0.03 , 0.244 ± 0.24 and 0.266 ± 0.02 kg per kg for GE1, GE2, GE3 and GE4 respectively which are shown in Table 1 and Figure 1-4.

Our findings of GE1 (0-3) were found to be in close agreement with Thiruvankadan *et al.* (2011) for Mecheri sheep as 2.57 ± 0.03 kg per kg, while the findings of GE3 (6-9) were in close agreement with Khadda *et al.* (2019) for Pantja goats as 0.24 ± 0.01 kg per kg. The lower estimate of GE4 (9-12) was reported by Joshi *et al.* (2003) as 0.12 ± 0.003 kg per kg for Marwari lamb.

It was observed that the growth efficiency amid GE1 was higher as compared to GE2, GE3 and GE4. This might be due to the effect of the dam's milk during the suckling stage, which serves as a complete nutritious food for kids.

3.1 Year of Birth

Year of birth had a highly significant ($P \leq 0.01$) effect on GE1, GE2, GE3 and GE4. Similar results were reported as highly significant effects by Dass *et al.* (2003) in Magra sheep, Joshi *et al.* (2003) in Marwari lambs. On the contrary, Devendran *et al.* (2010) observed a non-significant effect of year of birth on growth efficiency for GE2, GE3 and GE4 in Madras Red sheep. The effect of the year of birth on growth efficiency might be due to differences in agro-climatic conditions & differences in nutrition and management conditions over the years.

3.2 Season of Birth

The effect of season of birth on growth efficiency was highly significant ($P \leq 0.01$) for GE1, GE2 and GE4 while significant for GE3 of Sonadi sheep. However, similar to our findings, Devendran *et al.* (2010) also observed a significant effect of season of birth on growth efficiency for GE3 in Madras red sheep. Whereas in contrast to our present findings, Devendran *et al.* (2010) also observed a non-significant effect of season of birth on growth efficiency for GE1, GE2 and GE4 in Madras red sheep. The growth efficiency for GE1 and GE4 was high for the lambs born during summer. The lambs born in the monsoon had high growth efficiency only for GE3, while GE2 had high growth efficiency for lambs born in the winter season. The effect of season of birth on growth efficiency might be caused due to exposure to hot, humid and hardy environments during summer or may be due to regional differences in the climatic conditions, availability of pasture during different seasons and classification of seasonal data. The changes in nutritional factors due to season have more effect of season on growth efficiency.

3.3 Sex of lamb

Our present findings showed a highly significant ($P \leq 0.01$) effect of sex on the growth efficiency of GE4, while just significant for GE1 & non-significant for GE2 and GE3 in

Sonadi sheep. However, Joshi *et al.* (2003) observed a highly significant effect of sex for GE1, GE2 and GE3 in Marwari lamb; Devendran *et al.* (2010) found highly significant for GE1 and GE4 while only significant for GE2 in Madras Red sheep. Whereas in contrast to our present findings, Devendran *et al.* (2010) observed a non-significant effect of sex on growth efficiency for GE3 in Madras Red sheep, while Dass *et al.* (2003) found a non-significant for GE1, GE2 and GE4 in Magra sheep. The difference between both sexes can be due to hormonal differences in their endocrinological and physiological functions (Lauretta *et al.*, 2018). In females, the estrogen hormone restricts the growth of long bones, whereas testosterone had a positive impact on the growth rate in males. The testosterone hormone makes the males aggressive for suckling and feeding, which may have resulted in a higher intake of nutrients and consequently higher growth efficiency (Hammes and Levin, 2019).

3.4 Type of birth

Type of birth had a non-significant effect on growth efficiency for GE1, GE2, GE3 and GE4. However, similar findings had been observed by Kumar *et al.* (2005) in Tellicheri kids for GE1 and GE2, while a significant effect on the type of birth was observed by Khadda *et al.* (2019) in Pantja goats for GE3. The growth efficiency for GE1 and GE3 was high for the lambs born single, while for GE2 and GE4, growth efficiency was high for the twin type of birth. Single born lambs had higher growth efficiency than twin born because of complete feeding of mother milk in twin lambs during pre-weaning age. Single born lambs with higher birth weight grew faster due to better nutrient supply during prenatal and pre-weaning periods. Twin lambs may show growth spurt during post-weaning periods and utilize feed more efficiently than single lamb.

CONCLUSION

The present study highlights that the non-genetic factors *viz.*, year and season of birth and sex of lamb, were the major factors affecting the growth efficiency of Sonadi sheep. The result obtained in this study showed that the effect of year of birth and season of lambing had a significant effect on the growth efficiency of Sonadi sheep, as environmental and managerial factors affect the provision of feed requirements. The sex of lamb had shown a significant effect on pre-weaning (GE1) growth efficiency, but it did not show any significant effect on post weaning (GE2, GE3, GE4) growth efficiency. The type of lambing showed a non-significant effect for GE1, GE2, GE3 and GE4. Therefore, the assessment of non-genetic factors plays an important role in formulating an effective breeding programme for improvement of Sonadi sheep's growth performance and measures to be taken for standardizing the management of the flock for sustainable production.

References

- Ahmed, M., Singh, C.V., Sharma, R.K., Kumar, S. and Arora, A.L. (2004). Genetic estimates of growth and wool yield in Avikalin sheep. *Indian J. Small Ruminants*, **10(2)**: 156-158.
- Dass, G., Singh, V.K., Chopra, S.K. and Ayub, M. (2003). Wool production and quality of Magra sheep under hot arid zone of Rajasthan. *Indian J. Small Ruminants* **9(1)**: 10-12.
- DAHD (2020). Department of Animal Husbandry, Dairying and Fisheries, Government of India. <http://www.dahd.nic.in>.
- Devendran, P., Cauveri, D., Murali, N., Ravimurugan, T. and Gajendran, K. (2010). Growth efficiency of Madras Red sheep under farmer's flocks. *Indian J. Small Ruminants* **16(2)**: 210-212.

- Gbangboche, A. B., Youssao, A. K. I., Senou, M., Adamou-Ndiaye, M., Ahissou, A., Farnir, F., Michaux, C., Abiola, F.A. and Leroy, P.L. (2006). Examination of non-genetic factors affecting the growth performance of djallonke sheep in soudanian zone at the Okpara breeding farm of Benin. *Trop. Anim. Health Prod.* **38**: 55-64.
- Hammes, S.R. and Levin, E.R. (2019). Impact of estrogens in males and androgens in females. *J. Clin. Investig.* **129(5)**: 1818-1826.
- Harvey, W.R. (1990) User's Guide for LSMLMW and MIXMDL PC-2 Version. Mixed model least-squares and maximum likelihood computer program. Ohio State University, Columbus, Ohio, USA.
- Joshi, R.K., Yadav, S.B.S., Murdia, C.K., Purohit, G.N. and Singh, V.K. (2003). Weight gain and growth efficiency in Marwari sheep under arid condition of Rajasthan. *Indian J. Small Ruminants* **9(1)**: 25-28.
- Kanaka, K.K., Sukhija, N., Purohit, P.B., Prasad, C.K.* and Somagond, A. (2022). Role of Sheep Husbandry in Economic Upliftment of Farmers in India. <https://www.pashudhanpraharee.com/role-of-sheep-husbandry-in-economic-upliftment-of-farmers-in-india/>.
- Khadda, B.S., Singh, B., Singh, D.V., Singh, S.K. and Singh, C.B. (2019). Factors affecting relative growth rate of Pantja kids under field conditions. *Indian J. Small Ruminants* **25(1)**: 37-40.
- Kramer, C.Y. (1956). Extension of multiple range tests to group means with unequal numbers of replications. *Biometrics* **12(3)**: 307-310.
- Kumar, K.G., Thiruvankadan, A.K. and Karunanithi, K. (2005). Factors affecting growth traits of Tellicherry kids in different seasons. *Indian J. Small Ruminants* **11(1)**: 88-91.
- Lauretta, R., Sansone, M., Sansone, A., Romanelli, F. and Appetecchia, M. (2018). Gender in endocrine diseases: role of sex gonadal hormones. *Int. J. Endocrinol.* 1-11.

Mandal, A., Pant, K.P., Nandy, D.K., Rout, P.K. and Roy, R. (2003). Genetic analysis of growth traits in Muzaffarnagari sheep. *Trop. Anim. Health Prod.* **35**: 271-284.

NBAGR (2020). National Bureau of Animal Genetic Resources. <http://www.nbagr.res.in/>.

Sharma, K.P. (1994). Analysis of growth rate in Deogarhi and Parbatsari goats. M. Sc. Ag (Doctoral dissertation, Thesis, Rajasthan Agricultural University, Bikaner).

Thiruvankadan, A.K., Karunanithi, K., Muralidharan, J. and Babu, R.N. (2011). Genetic analysis of pre-weaning and post-weaning growth traits of Mecheri sheep under dry land farming conditions. *Asian-australas. J. Anim. Sci.* **24(8)**: 1041-1047.

Table 1: Year, Season, Sex, TOL wise least squares means and standard errors of growth efficiency traits of Sonadi sheep

Effect	GE1 (0-3 months)	GE2 (3-6 months)	GE3 (6-9 months)	GE4 (9-12 months)
μ	2.57±0.10	0.496±0.03	0.244±0.02	0.266±0.02
N	1060	831	630	506
Year	**	**	**	**
2012	3.42 ^c ±0.13 (130)	0.412 ^b ±0.04 (94)	0.286 ^{cb} ±0.03 (74)	0.338 ^c ±0.03 (64)
2013	1.50 ^a ±0.12 (188)	0.701 ^d ±0.04 (163)	0.346 ^d ±0.02 (136)	0.442 ^d ±0.03 (120)
2014	1.34 ^a ±0.12 (127)	0.805 ^e ±0.04 (106)	0.392 ^e ±0.02 (91)	0.370 ^c ±0.03 (79)
2015	2.75 ^b ±0.14 (99)	0.447 ^{cb} ±0.04 (85)	0.173 ^{ab} ±0.03 (54)	0.228 ^{ab} ±0.03 (54)
2016	2.80 ^b ±0.12 (157)	0.381 ^b ±0.04 (92)	0.233 ^b ±0.03 (71)	0.271 ^b ±0.03 (59)
2017	2.74 ^b ±0.13 (135)	0.334 ^b ±0.04 (104)	0.123 ^a ±0.03 (72)	0.225 ^{ab} ±0.03 (62)
2018	3.42 ^c ±0.12	0.239 ^a ±0.04	0.157 ^a ±0.02	0.191 ^a ±0.03

	(147)	(138)	(115)	(61)
2019	2.57 ^b ±0.14 (77)	0.647 ^d ±0.05 (49)	0.243 ^{ab} ±0.05 (17)	0.274 ^{abc} ±0.06 (7)
Season	**	**	*	*
Season I (Monsoon)	2.48 ^a ±0.10 (413)	0.499 ^b ±0.03 (354)	0.267 ^b ±0.02 (272)	0.282 ^a ±0.02 (216)
Season II (Winter)	2.36 ^a ±0.10 (517)	0.573 ^c ±0.03 (384)	0.221 ^a ±0.02 (283)	0.264 ^a ±0.02 (219)
Season III (Summer)	2.86 ^b ±0.13 (130)	0.415 ^a ±0.04 (93)	0.244 ^{ab} ±0.03 (75)	0.331 ^b ±0.03 (70)
Sex	*	NS	NS	NS
Male	2.64 ^b ±0.10 (509)	0.517±0.03 (400)	0.256±0.02 (95)	0.297±0.02 (235)
Female	2.49 ^a ±0.10 (551)	0.474±0.03 (431)	0.232±0.02 (335)	0.288±0.02 (270)
TOB	NS	NS	NS	NS
Single	2.677±0.38 (1031)	0.488±0.01 (810)	0.252±0.01 (614)	0.252±0.01 (495)
Twin	2.46±0.19 (29)	0.504±0.06 (21)	0.236±0.04 (16)	0.333±0.05 (11)

*P≤0.05 **P≤0.01

Figure 1: Yearwise least squares means of Growth Efficiency traits of Sonadi sheep

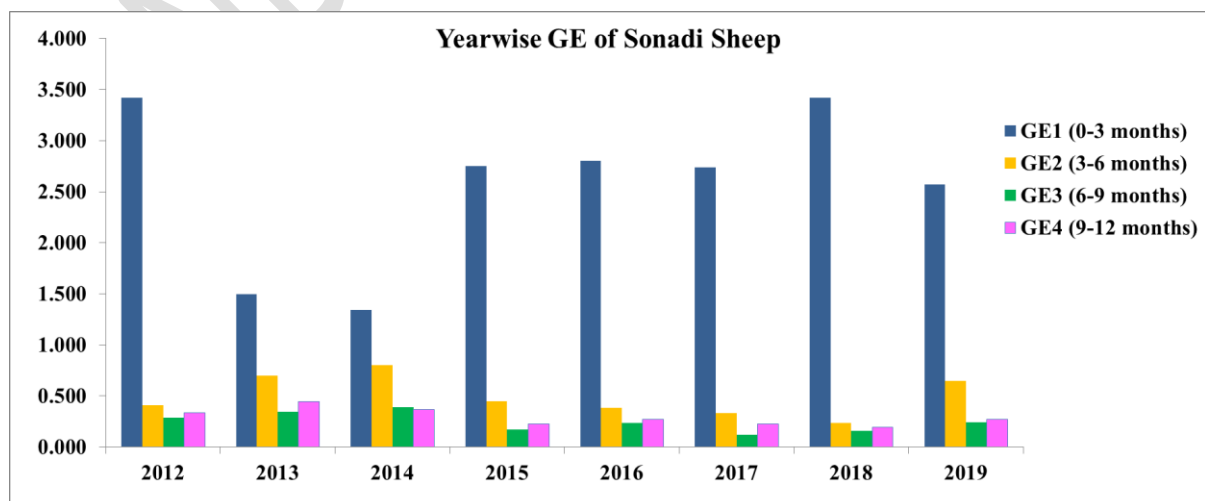


Figure 2: Season wise least squares means of growth efficiency traits of Sonadi sheep

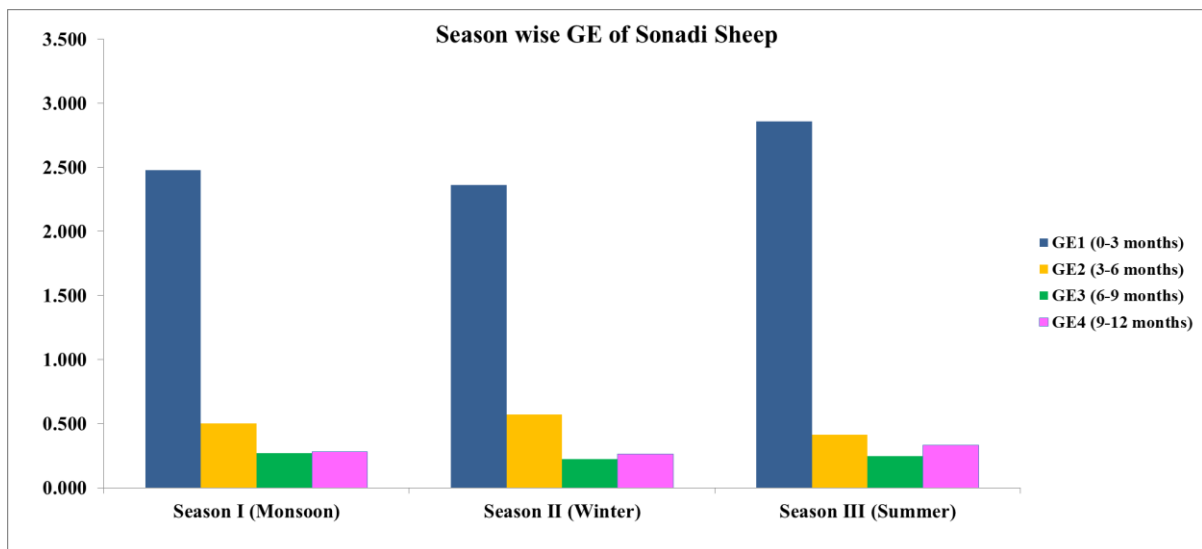


Figure 3: Sex wise least squares means of growth efficiency traits of Sonadi sheep

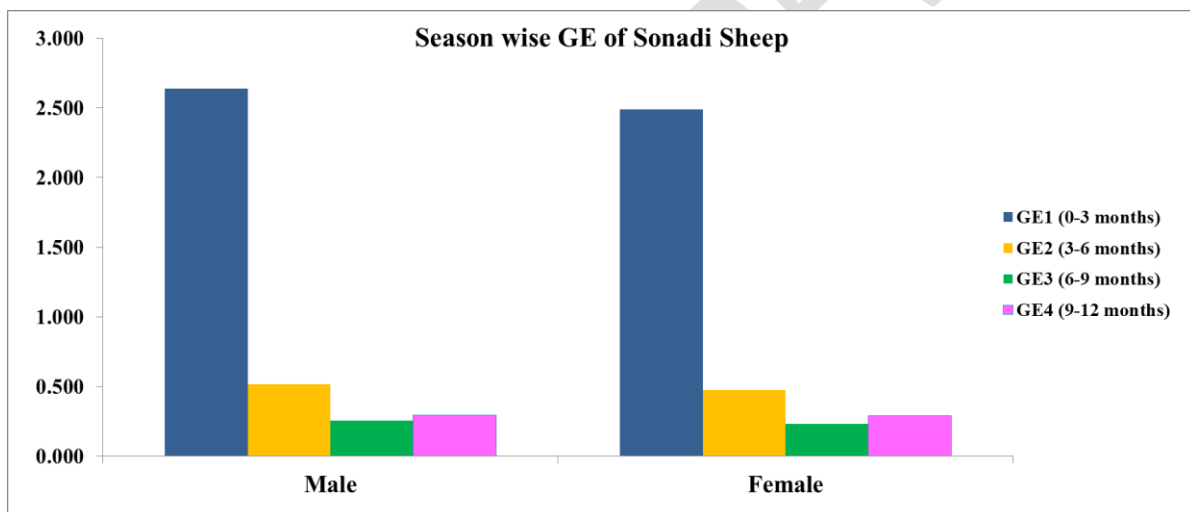


Figure 4: TOL wise least squares means of growth efficiency traits of Sonadi sheep

