

EFFECT OF ADDITIVES ON DECOMPOSITION OF METHYL ORANGE AND CONGO RED DYES FOUND IN INDUSTRIAL WASTEWATER

ABSTRACT

A number of textile industries are using different types of dyes which can be a threat to the environment when they are directly exposed without any treatment. The advanced oxidation process (AOP) has become one of the popular methods in which the dye molecules are degraded using microwave irradiation. This method has become popular due to its eco-friendly and cost-efficient characteristics. In this article, the author has reported the degradation of two azo dyes, named methyl orange (MO) and congo red (CR), in the presence of inorganic salts, some additives like charcoal, H₂O₂, CCl₄, *tert*-butyl alcohol (TBA), glucose and sucrose. A comparative study was conducted to find out the relative degradation rate enhanced by various additives. For both of the dyes, it was found that charcoal was the most effective additive and significantly enhanced the degradation rate mainly due to its high adsorption capability. TBA was found to be the least enhancer. The order of effectiveness based on the irradiation period for MO was 0.01g charcoal > 20 ml NaCl > 20 ml Na₂SO₄ > 20ml glucose > 10 ml sucrose > 100 µL CCl₄ > 200 µL H₂O₂ > pure MO > TBA. On the other hand, the order of effectiveness for CR for the same condition of irradiation was Combined additives > 0.01g charcoal > TBA > 100 µL CCl₄ > pure CR.

Keywords: Azo dyes, advanced oxidation process, microwave irradiation, inorganic salts, additives.

1. INTRODUCTION

Many industries like textile, tanning, food, and photoelectrochemical use various types of dyes very often, which regularly produce a huge number of colored wastewater. The use of organic dye is increasing day by day and as a result, it is obvious to find some solution to remove and dispose of these dye materials to reproduce clean and safe water [1,2]. There are different types of dyes, among them the majority production is of azo dyes (70%) all over the world [3]. These compounds are characterized by the chromophore group of azo bonds (–N=N–) linked to aromatic structures with functional groups such as –NH₂ and –SO₃H [4,5]. As these dyes have high-cost effectiveness and better properties, they are being highly used in the textile, paper, leather, pharmaceutical and food industries [6]. These dye molecules have diverse effects on human health. The azo dyes and their intermediates, during the degradation, have toxic, carcinogenic and mutagenic effects which can cause severe health hazards to mankind [7]. So, it is necessary to remove these hazardous dye particles from wastewater. The diverse processes

used for the decolorization of dyes are based on physical or chemical methods including membrane filtration [8,9], electrochemical technology [10,11] and advance oxidation process (AOPs) such as photochemical oxidation [12], photocatalysis [13,14] and ultrasonic wave [15,16]. In order to remove the dye compounds from wastewater efficiently, the combination of two or more individual processes has been developed. Some of these include ultrasound/H₂O₂ or ultrasound/ozone [17,18] UV-light/H₂O₂ or UV/ozone [19,20] **sono photocatalysis** [21,22] Fenton, electro-Fenton, photo-Fenton processes [23,24,25] , photocatalytic oxidation and electrochemical processes [26,27,28] **Revise here**

Recently another process has been developed named as Microwave (MW) radiation degradation process. MW radiation is a wavelength band of the electromagnetic spectrum and its frequency ranges from 300 MHz to 300 GHz [29]. MW irradiation exhibits higher heating rates, reduced activation energies [30,31] increased reaction rates [32,33], improved energy efficiency, and reduced equipment size [34]. In addition, MW irradiation exhibits selective and volumetric heating properties (which are not features of conventional heating), has different thermodynamic functions to those found for conventional heating, and has excellent controllability [34,35]. Due to the above advantages, MW irradiation has received considerable attention as an effective method for various analytical and chemical applications, such as organic and inorganic synthesis [36,37] remediation of contaminated soil [38,39] **macromolecule** degradation [40] etc. In particular, in the field of organic wastewater treatment, many kinds of organic pollutants in wastewater have been removed effectively, such as volatile organic compounds [41] dyes [42] ammonia nitrogen [43] phenolic compound [44] etc. MW equipment used for chemical reactions can be classified into two types, namely a multi-mode type and a mono-mode type, according to the number of working modes in the cavity [45,46]. In the organic wastewater treatment field, due to the large volumes of wastewater that are involved, multimode MW equipment is always used because of the larger capacity provided by the multimode cavity.

In this paper, degradation characteristics of two azo dyes Methyl Orange (MO) and Congo Red (CR) have been reported using microwave irradiation in the presence of inorganic salts: NaCl, Na₂SO₄, additives: charcoal, H₂O₂, CCl₄, TBA.

2. MATERIAL AND METHODS

2.1 Chemicals

Methyl orange [IUPAC name: Sodium 4-[[4-(dimethyl amino) phenyl] diaziny] benzene-1-sulfonate] (**Fig. 1a**), an azo dye, having a molecular weight of 327.34 g/mol and solubility in water 5 g/L at 20 °C [47] was purchased from Merck Life Science Private Limited. Another azo dye named congo red

[IUPAC name: disodium 4-amino-3-[4- [4-(1-amino-4-sulfonatophthalen-2-yl) diazenylphenyl] phenyl] diazanyl-naphthalene-q-sulfonate] (**Fig. 1b**) having a molecular weight of 696.68 g/mol and solubility in water 25 g/L at 20° [47] was purchased from Loba Chemie Pvt. Ltd., India. All other chemicals like NaCl, Na₂SO₄, H₂O₂, CCl₄, glucose, sucrose and *tert*-butyl alcohol (TBA) were purchased from Merck chemical company, Germany, while charcoal from BDH chemical company, UAE.

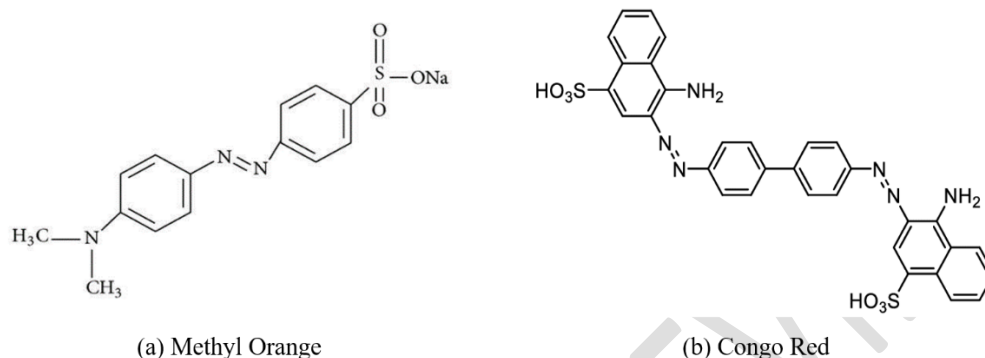


Figure 1: Structure of azo dyes

2.2 Preparation of Solutions

A 12.5 mg/L solution of MO and a 200 mg/L solution of CR were prepared. The solutions of the additives (NaCl, Na₂SO₄, glucose and sucrose) were prepared according to their respective highest saturation point in 100 ml distilled water (36g, 13.9g, 100g and 200g respectively). **Dyestuff in water can adsorb and reflect light, thereby reducing the natural transparency of water, and can consume a lot of dissolved oxygen in water, causing water hypoxia and affecting aquatic life and microbial growth, and so, in turn, undermining the aquatic ecosystem [48]. Dye effluent normally contains about 10 to 50 mg/L, but even at 1 mg/L, dyes are easily noticeable and thus may be perceived as being contaminants, and unacceptable [49]. As a result, the treatment of dye effluent has been investigated extensively in modern times [50].**

2.3 Microwave Irradiation Process

The microwave irradiation process was conducted in batch method Microwave Oven ZR659YW 2.2 cu. ft. 1200W. The degradation of dye was carried out both in the absence and presence of additives (Fig. 2). 100 ml solution of dye was taken with different quantities of additives. MO was mixed with NaCl, Na₂SO₄, glucose and sucrose (10 ml and 20 ml each), H₂O₂ and CCl₄ (100 μL, 200 μL and 400 μL each), *tert*-butyl alcohol (TBA) (1 ml) and charcoal (0.01g), while CR (200 mg/L) was mixed with 100 μL of CCl₄, 1 ml TBA, 0.01g charcoal and combination mixture of the mentioned additives.

The irradiation process was carried out in a microwave-resistant beaker in a microwave oven for 30 seconds. The irradiated solution was taken (1ml) every 0, 10, 20 and 30 seconds by a glass syringe

without exposing the sample to air. The extracted solutions were diluted with 3 times the volume of distilled water before the measurement of the absorbance.




Figure 2: Microwave degradation process of dye solution with additives

3. RESULTS AND DISCUSSION

Figure 3 shows the dependence of the concentration of MO on the irradiation time at different periods. Each point shows the average data of at least two experimental runs. In the figure, the curve has shown the first-order kinetic model function of equation-1 [51].

$$X = ae^{-kt} \quad (1)$$

Here the constant a is an initial concentration of MO, 12.5 mg/L and k is the fitting parameter. From Figure 1 it is observed that the rate of degradation increased with increasing irradiation time. It also satisfies the first-order reaction.

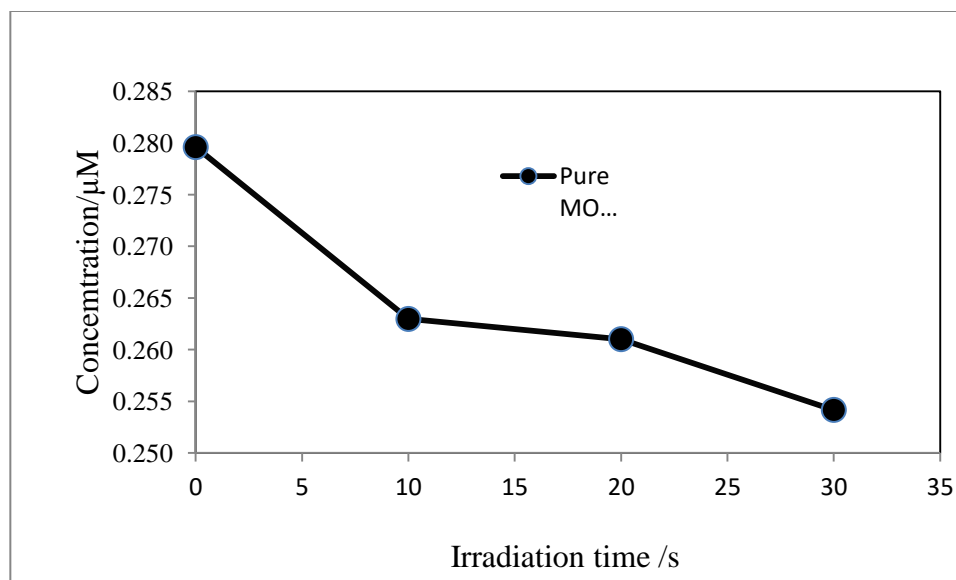


Figure 3: Time dependence of irradiation of MO in the open atmosphere

3.1 Microwave Degradation of MO in the Presence of Additives

The degradation rates of MO with and without additives using the microwave irradiation process are shown and discussed below. It is clear from the data that, all additives drastically enhanced the degradation rate as compared to that of pure MO [52].

3.1.1 Effect of Inorganic Salts

In order to study the effects of the addition of the inorganic salt on the degradation of dye, 10 ml (**Fig. 4a**) and 20 ml (**Fig. 4b**) of NaCl and Na₂SO₄ each was added in the solution of MO. It can be seen from the figure, the addition of both salts enhanced the degradation of MO. Moreover, the increased concentration of the salts increased the degradation rate. After comparison, it can be concluded that NaCl is more effective for the degradation than Na₂SO₄. Uddin et al. (2016) published Sonochemical degradation of 4-chlorophenol, phenol, catechol and resorcinol in the absence and presence of Na₂SO₄ or NaCl under Ar [53]. The rate of degradation of phenolic compounds obeyed a pseudo-first-order rate constant.

3.1.2 Effect of Glucose and Sucrose

The microwave degradation of MO solution was investigated in the presence of organic competitors such as glucose and sucrose. The effect of the addition of glucose and sucrose, 10 ml (**Fig. 4a**) and 20 ml (**Fig. 4b**) on the microwave degradation of MO has been shown in **Fig. 4**. It was observed that the degradation of MO was enhanced due to the presence of glucose and sucrose. But in the case of sucrose, the rate of degradation was hindered, when it was exposed to microwave irradiation for a long time. Another graph (**Fig. 4b**) shows that the excess concentration of sucrose also creates obstacles to the degradation rate. Excessive amounts of sucrose may interfere with the introduction of the radiation in the liquid. So, it can be assumed that the use of glucose is more effective than sucrose. [54] published the decolorization of 200 mgdye/L, the increase of glucose concentration from 5 to 10 g/L obviously increased the color removal efficiency [54].

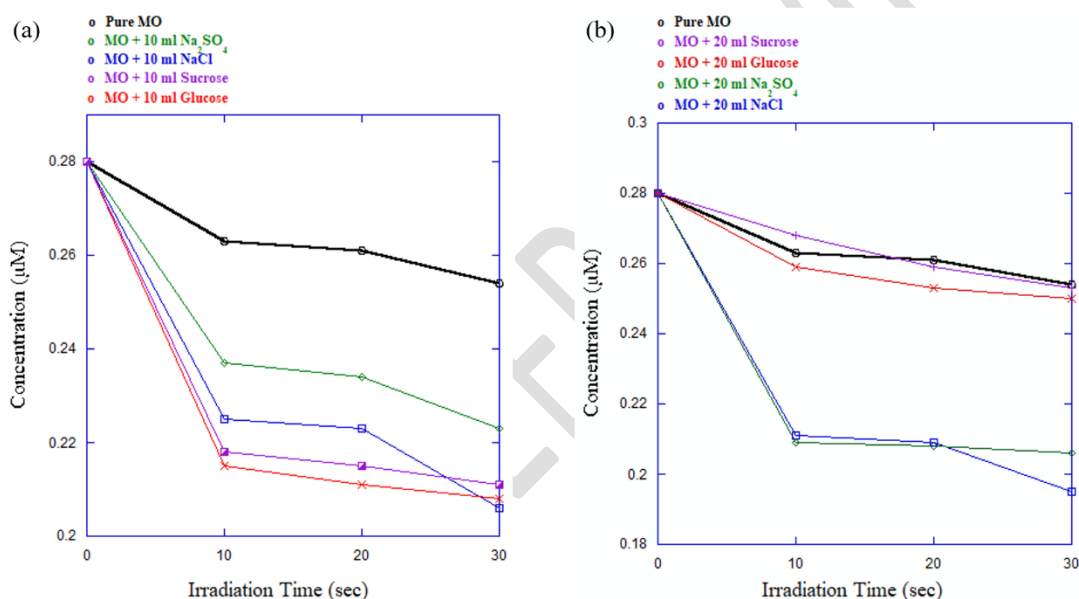



Figure 4: Microwave degradation of MO in presence of inorganic salts, glucose and sucrose, (a) 10 ml solution of additives, (b) 20 ml solution of additives.

3.1.3 Effect of H₂O₂ and CCl₄

The microwave degradation of MO was also carried out in the presence of H₂O₂ and CCl₄. The rate of dye degradation was increased by the addition of H₂O₂ to the microwave oven (**Fig. 5a**). The degradation rate increased with the increase of H₂O₂ concentration from 100 µL to 400 µL. The enhanced degradation rate of MO is due to the attack of additional free radicals, generated from H₂O₂ (eq. 1). Though, the degradation rate was not appreciably high, it shows far better degradation than pure MO.



On the other hand, CCl_4 appreciably enhanced the degradation rate (**Fig. 5b**), far better than H_2O_2 (**Fig. 5a**). This improvement is due to the degradation of CCl_4 by pyrolytic cleavage, which conducts to the release of oxidizing agents that can react with dye molecules. The overall reaction mechanism can be written as (2–9).



The degradation of CCl_4 generates $\bullet\text{Cl}$ radicals that will lead to a series of recombination reaction conducting to the formation of additional active species, such as HClO , Cl_2 and chlorine-containing radicals ($\bullet\text{Cl}$, $\bullet\text{CCl}_3$ and $\bullet\text{CCl}_2$), having strong oxidizing properties, which will markedly accelerate the degradation of MO in aqueous solution.

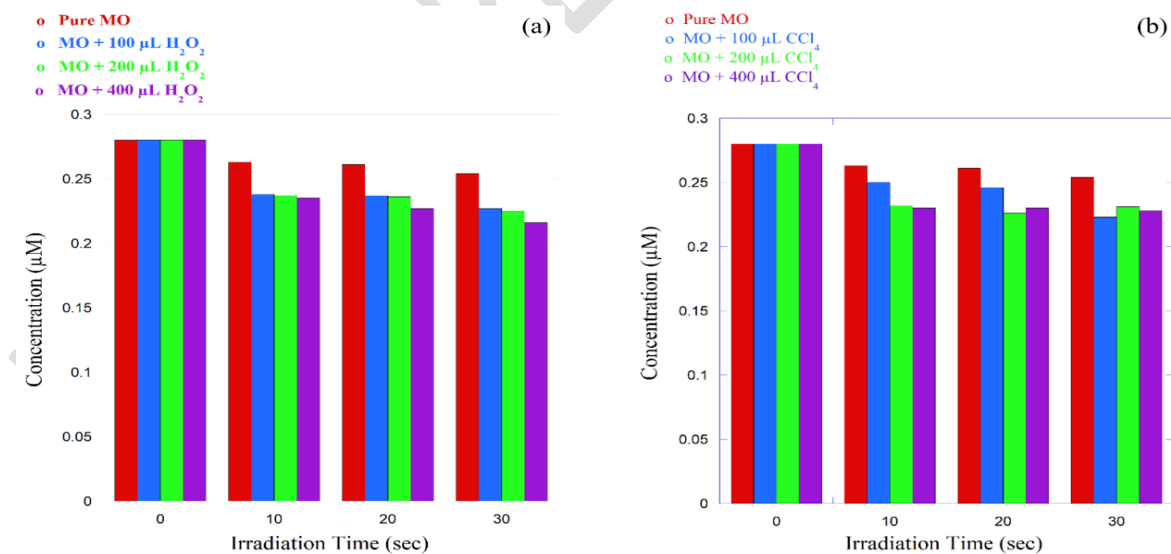


Figure 5: Microwave degradation of MO in presence of H_2O_2 and CCl_4 , (a) H_2O_2 as additive, (b) CCl_4 as additive

CCl₄ Concentration base degradation:

Figure 6 shows the time dependence of irradiation of MO in the presence of different concentrations of CCl₄. Each point shows the average data of at least two experimental runs. The figure observed that the rate of degradation increased with the increasing irradiation time and doses of CCl₄. The rate also significantly increased in the presence of 200 μL or 400 μL CCl₄. During the experimental period, CCl₄ was directly added to the solution.

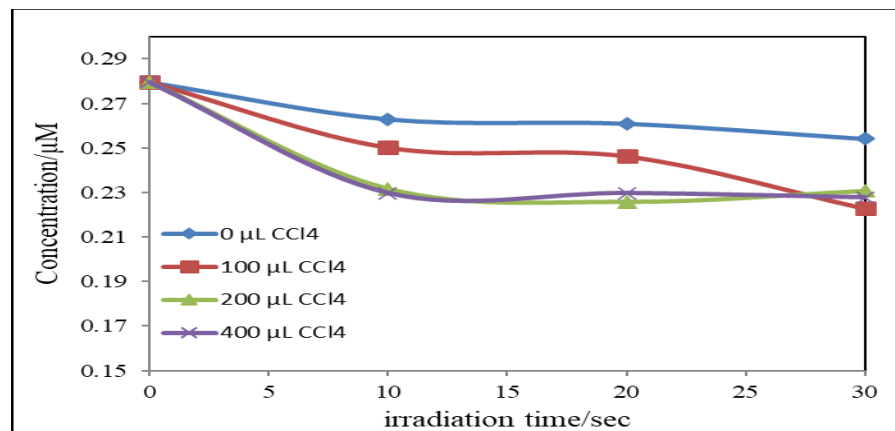


Figure 6: Time dependence of irradiation of MO in the presence of different concentrations of CCl₄

3.1.4 Effect of tert-Butyl Alcohol (TBA) and Charcoal

Hydroxyl attack is the main reason for microwave degradation. TBA, an effective hydroxyl radical scavenger, has been taken under investigation to examine the fact. The tert-butyl alcohol is able to scavenge OH radicals in the bubble and prevent the accumulation of OH radicals at the interface of the bubble. Due to the scavenging property, TBA showed the lowest degradation rate than any other additives during microwave irradiation (**Fig. 7a**). Even it reduced the enhancing capability of CCl₄ (**Fig. 7b**). On the contrary, charcoal (activated carbon) showed a higher degradation rate among all the additives used (**Fig. 7b**). A little amount of activated carbon brought a huge change in the degradation. There can be two reasons: (i) activated carbon can readily adsorb the dye materials and (ii) it helps in producing more H₂O₂ in water, which then degrade to produce hydroxyl radicals to enhance the degradation. Further study is required in this field.

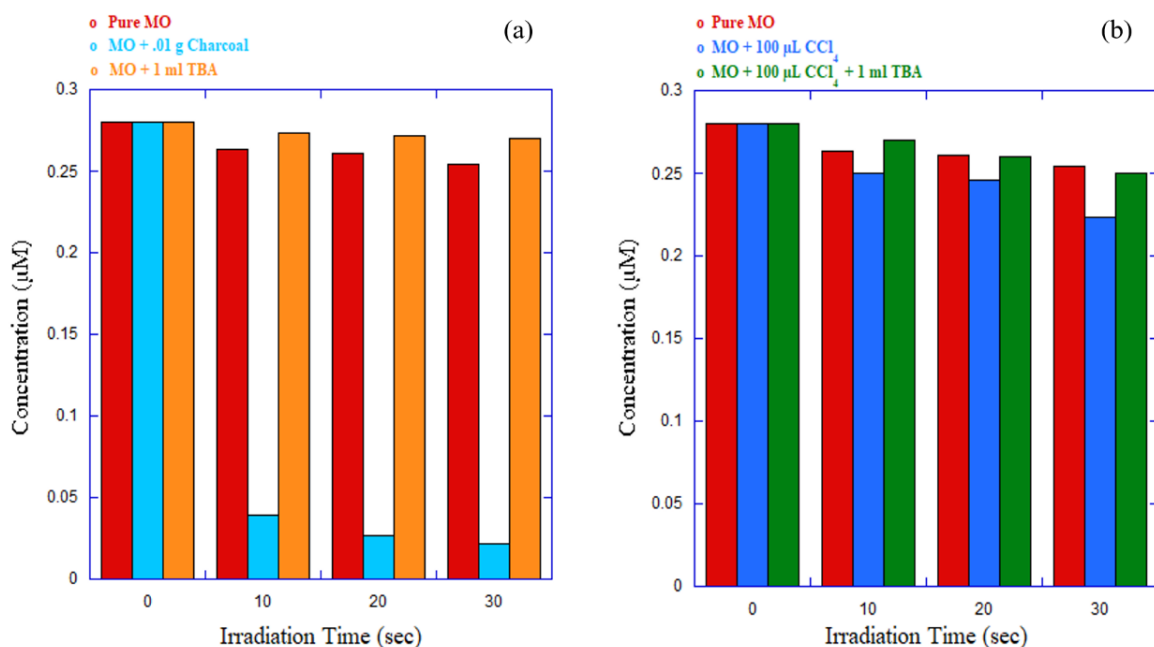


Figure 7: Microwave degradation of MO in the presence of TBA, CCl₄, and charcoal, (a) TBA and Charcoal as an additive, (b) TBA + CCl₄ as an additive

3.2 Microwave Degradation of CR in the Presence of Additives

Another azo dye Congo red (CR) was also taken under investigation with a few numbers of additives like H₂O₂, CCl₄, TBA and charcoal. The effects of different additives to degrade CR using the MW irradiation process are discussed below.

3.2.1 Effect of CCl₄

A 100 µL CCl₄ was mixed with CR to determine the effect of CCl₄. From Fig. 6b, in the case of MO, we have seen that, 100 µL CCl₄ enhanced the degradation. When it was mixed with CR, it enhanced the degradation largely as compared to pure CR (Fig. 8).

3.2.2 Effect of TBA

TBA is an effective hydroxyl radical scavenger. But unexpectedly, the rate of CR degradation was accelerated when TBA was added (Fig. 8). This enhancement may be attributed to the relatively low dose

of TBA, at which competition for OH radical is unlikely and the rapid decomposition of the additive to produce reactive methyl radicals ($\bullet\text{CH}_3$), which are the main products of high-temperature pyrolysis of the additive [55]. Additionally, TBA, a surfactant substance, can reduce the surface tension and thus reduce the cavitation threshold and facilitate the generation of bubbles and, therefore, the production of hydroxyl radicals [56].

3.2.3 Effect of Charcoal

As mentioned before, charcoal is a very good adsorbent for dye. Fig. 8 shows that, in the presence of charcoal, the concentration of CR became almost zero. Adsorption capability along with microwave irradiation was used to remove the dye completely from the wastewater.

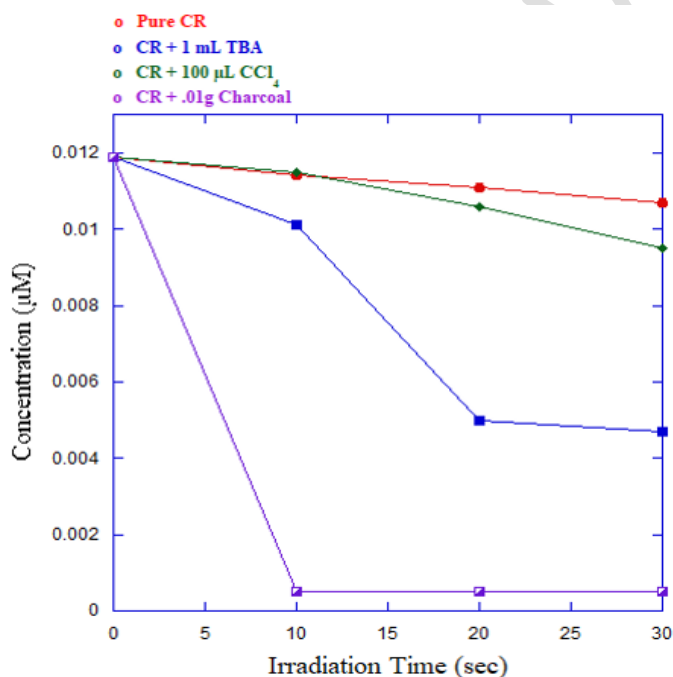


Figure 8: Microwave degradation of CR in the presence of TBA, CCl₄ and charcoal.

3.2.4 Effect of Combined Additives (CA)

A 100 µL CCl₄, 1 ml TBA and 0.01g charcoal were combined together with CR during the microwave irradiation process to see the effect of additives when combined. From Fig. 9, it is clear that, the combination of additives enhanced the degradation process almost like only charcoal is present for

the first 5 minutes. Then no more degradation occurred. This may be due to the combined scavenge effect of TBA and CCl_4 .

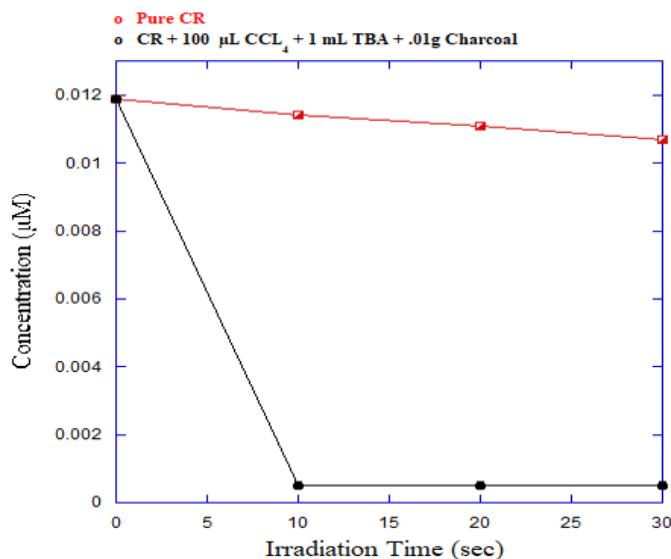


Figure 9: Microwave degradation of CR in the presence of TBA, CCl_4 and charcoal

4. CONCLUSION

From the above discussion, it can be observed that all the additives highly increased the degradation rate of the mentioned azo dyes MO and CR as compared to their raw solution. Some of the additives have been showing an excellent degradation rate at the beginning with low concentration and after that, the degradation rate started to decrease with the increased concentration and irradiation time. For MO, it can be concluded that the consumption of charcoal was the most beneficial though TBA failed to show any satisfactory progress also TBA is a radical scavenger. The order of effectiveness for MO of irradiation was 0.01g charcoal > 20 ml NaCl > 20 ml Na_2SO_4 > 20 ml glucose > 10 ml sucrose > 100 μL CCl_4 > 200 μL H_2O_2 > pure MO > TBA. On the other hand, the order of effectiveness for CR for the same condition of irradiation was combined additive > 0.01g charcoal > TBA > 100 μL CCl_4 > pure CR. In both cases, charcoal has shown the greatest enhancement in the degradation rate. Also, our experimental observation combined additives such as charcoal with CCl_4 and TBA may be considered for degradation.

Ethical Approval This article does not contain any studies with human participants or animals performed by any of the authors.

References

1. Chu, W. (2001). Dye removal from textile dye wastewater using recycled alum sludge. *Water Research*,**35**, 3147-3152.
2. Khorramfar, S., Mahmoodi, N. M., Arami, M. & Gharanjig, K. (2010). Equilibrium and kinetic studies of the cationic dye removal capability of a novel biosorbent *Tamarindus indica* from textile wastewater. *Coloration Technology*,**126**, 261-268.
3. Garcia-Segura, S., Dosta, S., Guilemany, J. M. & Brillas, E. (2013). Solar photoelectrocatalytic degradation of Acid Orange 7 azo dye using a highly stable TiO₂ photoanode synthesized by atmospheric plasma spray. *Applied Catalysis B: Environmental*,**132**, 142-150.
4. Forgacs, E., Cserhádi, T. & Oros, G. (2004). Removal of synthetic dyes from wastewaters: a review. *Environment international*,**30**, 953-971.
5. Martínez, S. S. & Bahena, C. L. (2009). Chlorbromuron urea herbicide removal by electro-Fenton reaction in aqueous effluents. *Water Research*, **43**, 33-40.
6. Chang, J.-S., Chou, C., Lin, Y.-C., Lin, P.-J., Ho, J.-Y. & Hu, T. L. (2001). Kinetic characteristics of bacterial azo-dye decolorization by *Pseudomonas luteola*. *Water research*,**35**, 2841-2850.
7. Rai, H. S., Bhattacharyya, M. S., Singh, J., Bansal, T., Vats, P. & Banerjee, U. (2005). Removal of dyes from the effluent of textile and dyestuff manufacturing industry: a review of emerging techniques with reference to biological treatment. *Critical reviews in environmental science and technology*,**35**, 219-238.
8. Lee, J.-W., Choi, S.-P., Thiruvengkatachari, R., Shim, W.-G. & Moon, H. (2006). Submerged microfiltration membrane coupled with alum coagulation/powdered activated carbon adsorption for complete decolorization of reactive dyes. *Water research*,**40**, 435-444.
9. Shindhal, T., Rakholiya, P., Varjani, S., Pandey, A., Ngo, H. H., Guo, W., Ng, H. Y. & Taherzadeh, M. J. (2021). A critical review on advances in the practices and perspectives for the treatment of dye industry wastewater. *Bioengineered*,**12**, 70-87.
10. Li, J., Yan, J., Yao, G., Zhang, Y., Li, X. & Lai, B. (2019). Improving the degradation of atrazine in the three-dimensional (3D) electrochemical process using CuFe₂O₄ as both particle electrode and catalyst for persulfate activation. *Chemical Engineering Journal*,**361**, 1317-1332.
11. Wang, B., Kong, W. & Ma, H. (2007). Electrochemical treatment of paper mill wastewater using three-dimensional electrodes with Ti/Co/SnO₂-Sb₂O₅ anode. *Journal of hazardous materials*,**146**, 295-301.
12. Sánchez-Polo, M., Rivera-Utrilla, J., Mendez-Díaz, J., Canonica, S. & Von Gunten, U. (2007). Photooxidation of naphthalenesulfonic acids: Comparison between processes based on O₃, O₃/activated carbon and UV/H₂O₂. *Chemosphere*,**68**, 1814-1820.
13. Chin, P. & Ollis, D. F. (2007). Decolorization of organic dyes on Pilkington Activ™ photocatalytic glass. *Catalysis today*,**123**, 177-188.

14. Mansouri, M., Sadeghian, S., Mansouri, G. & Setareshenas, N. (2021). Enhanced photocatalytic performance of UiO-66-NH₂/TiO₂ composite for dye degradation. *Environmental Science and Pollution Research*, **28**, 25552-25565.
15. Chan, Y. Y., Pang, Y. L., Lim, S., Lai, C. W., Abdullah, A. Z. & Chong, W. C. (2020). Biosynthesized Fe-and Ag-doped ZnO nanoparticles using aqueous extract of Clitoria ternatea Linn for enhancement of sonocatalytic degradation of Congo red. *Environmental Science and Pollution Research*, **27**, 34675-34691.
16. He, Z., Song, S., Zhou, H., Ying, H. & Chen, J. (2007). CI Reactive Black 5 decolorization by combined sonolysis and ozonation. *Ultrasonics Sonochemistry*, **14**, 298-304.
17. Wu, Z., Abramova, A., Nikonov, R. & Cravotto, G. (2020). Sonozonation (sonication/ozonation) for the degradation of organic contaminants—A review. *Ultrasonics Sonochemistry*, **68**, 105195.
18. Zhang, H., Duan, L. & Zhang, D. (2006a). Decolorization of methyl orange by ozonation in combination with ultrasonic irradiation. *Journal of hazardous materials*, **138**, 53-59.
19. Domínguez, J. R., Beltrán, J. & Rodríguez, O. (2005). Vis and UV photocatalytic detoxification methods (using TiO₂, TiO₂/H₂O₂, TiO₂/O₃, TiO₂/S₂O₈²⁻, O₃, H₂O₂, S₂O₈²⁻, Fe³⁺/H₂O₂ and Fe³⁺/H₂O₂/C₂O₄²⁻) for dyes treatment. *Catalysis today*, **101**, 389-395.
20. Wang, K., Guo, J., Yang, M., Junji, H. & Deng, R. (2009). Decomposition of two haloacetic acids in water using UV radiation, ozone and advanced oxidation processes. *Journal of hazardous materials*, **162**, 1243-1248.
21. González, A. S. & Martínez, S. S. (2008). Study of the sonophotocatalytic degradation of basic blue 9 industrial textile dye over slurry titanium dioxide and influencing factors. *ultrasonics sonochemistry*, **15**, 1038-1042.
22. Reddy, B., Maurya, A., Narayana, P., Pasha, S. K., Reddy, M., Hatshan, M. R., Darwish, N. M., Kori, S., Cho, K.-K. & Reddy, N. (2022). Knowledge extraction of sonophotocatalytic treatment for acid blue 113 dye removal by artificial neural networks. *Environmental Research*, **204**, 112359.
23. Ahmed, Y., Yaakob, Z. & Akhtar, P. (2016). Degradation and mineralization of methylene blue using a heterogeneous photo-Fenton catalyst under visible and solar light irradiation. *Catalysis Science & Technology*, **6**, 1222-1232
24. Martínez, S. S. & Bahena, C. L. (2009). Chlorbromuron urea herbicide removal by electro-Fenton reaction in aqueous effluents. *Water Research*, **43**, 33-40.
25. Radwan, M., Alalm, M. G. & Eletriby, H. 2018. Optimization and modeling of electro-Fenton process for treatment of phenolic wastewater using nickel and sacrificial stainless steel anodes, *J. Water Process Eng.* **22** (2018) 155–162.
26. Aarthi, T., Narahari, P. & Madras, G. (2007). Photocatalytic degradation of Azure and Sudan dyes using nano TiO₂. *Journal of Hazardous Materials*, **149**, 725-734.

27. Antonin, V. S., Garcia-Segura, S., Santos, M. C. & Brillas, E. (2015). Degradation of Evans Blue diazo dye by electrochemical processes based on Fenton's reaction chemistry. *Journal of Electroanalytical Chemistry*,**747**, 1-11.
28. Mazhar, S., Qazi, U. Y., Nadeem, N., Zahid, M., Jalil, A., Khan, F., Ul-Hasan, I. & Shahid, I. (2021). Photocatalytic degradation of methylene blue using polyaniline-based silver-doped zinc sulfide (PANI-Ag/ZnS) composites. *Environmental Science and Pollution Research*, 1-15.
29. Wang, N. & Wang, P. (2016). Study and application status of microwave in organic wastewater treatment—a review. *Chemical Engineering Journal*,**283**, 193-214.
30. Jones, D. A., Lelyveld, T., Mavrofidis, S., Kingman, S. & Miles, N. (2002). Microwave heating applications in environmental engineering—a review. *Resources, conservation and recycling*,**34**, 75-90.
31. Kingman, S. W. & Rowson, N. (1998). Microwave treatment of minerals-a review. *Minerals Engineering*,**11**, 1081-1087.
32. Ju, Y., Fang, J., Liu, X., Xu, Z., Ren, X., Sun, C., Yang, S., Ren, Q., Ding, Y. & Yu, K. (2011). Photodegradation of crystal violet in TiO₂ suspensions using UV-vis irradiation from two microwave-powered electrodeless discharge lamps (EDL-2): Products, mechanism and feasibility. *Journal of Hazardous Materials*,**185**, 1489-1498.
33. Remya, N. & Lin, J.-G. (2011). Current status of microwave application in wastewater treatment—a review. *Chemical Engineering Journal*,**166**, 797-813.
34. Zhang, X., Wang, Y., Li, G. & Qu, J. (2006b). Oxidative decomposition of azo dye CI Acid Orange 7 (AO7) under microwave electrodeless lamp irradiation in the presence of H₂O₂. *Journal of hazardous materials*,**134**, 183-189
35. Wang, J., Guo, B., Zhang, X., Zhang, Z., Han, J. & Wu, J. (2005). Sonocatalytic degradation of methyl orange in the presence of TiO₂ catalysts and catalytic activity comparison of rutile and anatase. *Ultrasonics sonochemistry*,**12**, 331-337.
36. Zhang, Y. M., Wang, P., Han, N. & Lei, H. F. (2007). Microwave irradiation: a novel method for rapid synthesis of D, L-Lactide. *Macromolecular Rapid Communications*,**28**, 417-421.
37. Díaz-Ortiz, Á., Prieto, P. & De La Hoz, A. (2019). A critical overview on the effect of microwave irradiation in organic synthesis. *The Chemical Record*,**19**, 85-97.
38. Liu, X. & Yu, G. (2006). Combined effect of microwave and activated carbon on the remediation of polychlorinated biphenyl-contaminated soil. *Chemosphere*,**63**, 228-235.
39. Yuan, S., Tian, M. & Lu, X. (2006). Microwave remediation of soil contaminated with hexachlorobenzene. *Journal of hazardous materials*,**137**, 878-885.
40. Zhihui, A., Peng, Y. & Xiaohua, L. (2005). Degradation of 4-chlorophenol by microwave irradiation enhanced advanced oxidation processes. *Chemosphere*,**60**, 824-827.
41. Sabah, E. & Celik, M. (2002). Interaction of pyridine derivatives with sepiolite. *Journal of Colloid and Interface Science*,**251**, 33-38.

42. Zhang, Z., Xu, Y., Ma, X., Li, F., Liu, D., Chen, Z., Zhang, F. & Dionysiou, D. D. (2012). Microwave degradation of methyl orange dye in aqueous solution in the presence of nano-TiO₂-supported activated carbon (supported-TiO₂/AC/MW). *Journal of hazardous materials*,**209**, 271-277.
43. Lin, L., Yuan, S., Chen, J., Xu, Z. & Lu, X. (2009). Removal of ammonia nitrogen in wastewater by microwave radiation. *Journal of hazardous materials*,**161**, 1063-1068.
44. Tai, H.-S. & Jou, C.-J. G. (1999). Application of granular activated carbon packed-bed reactor in microwave radiation field to treat phenol. *Chemosphere*,**38**, 2667-2680.
45. Cherbański, R. & Rudniak, L. (2013). Modelling of microwave heating of water in a monomode applicator—Influence of operating conditions. *International Journal of Thermal Sciences*,**74**, 214-229.
46. Patil, N. G., Benaskar, F., Rebrov, E. V., Meuldijk, J., Hulshof, L. A., Hessel, V. & Schouten, J. C. (2014). Microwave Setup Design for Continuous Fine-Chemicals Synthesis. *Chemical Engineering & Technology*,**37**, 1645-1653.
47. Bejarano-Pérez, N. J. & Suárez-Herrera, M. F. (2007). Sonophotocatalytic degradation of congo red and methyl orange in the presence of TiO₂ as a catalyst. *Ultrasonics Sonochemistry*,**14**, 589-595.
48. Crini, G. & Badot, P.-M. (2008). Application of chitosan, a natural aminopolysaccharide, for dye removal from aqueous solutions by adsorption processes using batch studies: A review of recent literature. *Progress in polymer science*,**33**, 399-447.
49. Cheng, R., Ou, S., Li, M., Li, Y. & Xiang, B. (2009). Ethylenediamine modified starch as biosorbent for acid dyes. *Journal of hazardous materials*,**172**, 1665-1670.
50. Eren, E. & Afsin, B. (2009). Removal of basic dye using raw and acid activated bentonite samples. *Journal of Hazardous Materials*,**166**, 830-835.
51. Md.Helal Uddin, Hatanaka Shin-Ichi and Hayashi Shigeo, (2009). Effects of Aqueous Temperature on Sonolysis of Bisphenol A: Rate Constants Increasing with Temperature under Oxygen, *Journal of Chem. Eng. Jpn.*, **42**; 303-308.
52. Liu, Z., Zhang, W., Liang, Q., Huang, J., Shao, B., Liu, Y., Liu, Y., He, Q., Wu, T. & Gong, J. (2021). Microwave-assisted high-efficiency degradation of methyl orange by using CuFe₂O₄/CNT catalysts and insight into degradation mechanism. *Environmental Science and Pollution Research*,**28**, 42683-42693.
53. Md Helal Uddin, M. H., Nanzai, B. & Okitsu, K. (2016). Effects of Na₂SO₄ or NaCl on sonochemical degradation of phenolic compounds in an aqueous solution under Ar: Positive and negative effects induced by the presence of salts. *Ultrasonics sonochemistry*,**28**, 144-149.
54. Qingxiang, Y., Lingxia, T., Min, Y. & Zhang, H. (2008). Effects of glucose on the decolorization of Reactive Black 5 by yeast isolates. *Journal of Environmental Sciences*,**20**, 105-108

55. Ince, N. H., Gültekin, I. & Tezcanli-Güyer, G. (2009). Sonochemical destruction of nonylphenol: effects of pH and hydroxyl radical scavengers. *Journal of hazardous materials*, **172**, 739-743.
56. Merouani, S., Hamdaoui, O., Saoudi, F. & Chiha, M. (2010). Sonochemical degradation of Rhodamine B in aqueous phase: effects of additives. *Chemical Engineering Journal*, **158**, 550-557.

UNDER PEER REVIEW