

Original Research Article

POINT PREVALENCE SURVEY OF ANTIMICROBIAL PRESCRIPTION AND INDICATORS IN A TERTIARY HEALTHCARE CENTER IN SOUTHERN NIGERIA

ABSTRACT

Background: Antimicrobial stewardship programmes are interventions which have been developed to address irrational and inappropriate use particularly in health care centers. Antimicrobial stewardship programmes involve a set of activities which promote appropriate use of antimicrobials in terms of selection, dosing, route and duration of antimicrobial therapy.

Methods: A Point-prevalence survey (PPS) was organized in line with Global point prevalence patient-based protocol for PPS and antimicrobial use was carried out in the paediatrics department of a tertiary healthcare institution in southern Nigeria. A total of 66 inpatients on admission for at least 24hours and still on admission at 8am on the day of the survey were included in the study.

Results: The results show that 34 (51.50%) patients were on at least one antimicrobial drug and this included 19 (55.80%) males and 15 (44.20%) females. The highest proportion (n=15; 44%) of these patients were admitted in the children emergency ward while the least number (n=5; 14.7%) were found in children medical ward 1. The average age of patients on antimicrobials was 53 months. Thirty-four (51.50%) patients were on at least one antimicrobial drug and this included 19 (55.8%) males and 15 (44.2%) females. The three most prescribed antimicrobials were, ceftriaxone (23.88%), aminoglycoside gentamicin (20.90%), cefuroxime (16.42%) and Ceftazidime was the least common antibiotic prescribed (1.49%). Only 10.45 % were targeted therapy (based on microbiological results) while there was missing information for 10.45% of prescriptions.

Conclusion: The findings of the study shows that it is important to initiate antimicrobial stewardship programmes within our hospital to optimize antimicrobial use to improve patient care in the hospital.

Keywords: *Point prevalence survey, antimicrobial consumption, Antimicrobial prescription, Tertiary healthcare, Nigeria*

1.0 Introduction

Antimicrobial drug resistance is a global problem which continues to threaten effective and safe treatment of infectious disease. The burden of antimicrobial resistance is majorly borne by low-income countries such where there are increasing rates prevalence of multidrug resistant bacterial pathogens in both healthcare setting and in the community.[1] [2] A major driver of antimicrobial drug resistance is irrational antimicrobial use which can occur in both the community and in the health care settings. In Nigeria there are reports of irrational antimicrobial usage.[2–8] This is worrisome because particularly in healthcare settings because it can select multidrug resistant bugs which can pose a great risk to hospitalized patients especially the critically ill patients.

Antimicrobial stewardships programmes are interventions which have been developed to address irrational and inappropriate use particularly in health care centers. [9, 10]

Antimicrobial stewardship programmes involve a set of activities which promote appropriate use of antimicrobials in terms of selection, dosing, route and duration of antimicrobial therapy. This programme has been adopted by many facilities worldwide and is slowly being adopted by hospitals in African countries including Nigeria[11]. To successfully start and implement antimicrobial stewardship programmes, surveillance of the current antimicrobial prescribing patterns within the hospital is ideal as this provide a baseline upon which the gains of the programme may be assessed.[10, 12] However this is a very challenging approach because it is time and resource consuming. An alternative approach is the use of point prevalence survey which is a standardized tool used to assess antibiotic consumption and to identify problems with prescribing. Currently a global point prevalence survey which is a web-based network for point prevalence studies across has been developed[13]. It has been validated and provides a simplified tool for use by hospitals from many countries worldwide to carry out surveillance of antimicrobial use, identify targets for quality improvement of antimicrobial prescribing. [14] In addition hospitals in countries with low resource and support can use this as a standardized tool for comparing antimicrobial consumption patterns across them and such data can be used for capacity building and even planning interventions on a national or regional scale [14] The current study is a point prevalence survey of the antimicrobial prescribing patterns carried out in the Paediatrics department of the University of Port Harcourt Teaching Hospital, Rivers state, Nigeria.

2.0 Methodology

2.1 Study design and setting

A cross sectional point prevalence survey was carried out on the 10th of March 2020 at the Paediatrics department of the University of Port Harcourt Teaching hospital, Rivers state, Nigeria. The Department has four wards which admits inpatients. These are the children emergency ward (CHEW); the special care baby unit (SCBU), Children Medical Ward 1 (CHMW1) and Children Medical Ward 2 (CHMW2).

2.2 Selection Criteria

All inpatients on admission for at least 24hours and still on admission at 8am on the day of the survey were included in the study and their total number formed the denominator of the study. Whereas all in patients on at least one antimicrobial agent at 8am on the day of survey were included as numerator. Additionally, patients receiving antibiotics periodically e.g. every 48hours but not receiving this antibiotic on the survey day were considered as a patients “on ongoing antimicrobial treatment” and included in the study and formed part of the numerator. All patients admitted after 8am on the day of survey were excluded from the study.

2.3 Data collection

The Point-prevalence survey (PPS) was organized in line with Global point prevalence patient-based protocol for PPS of HAI and antimicrobial use in hospitals [13] The protocol of the Global-PPS is available on the Global-PPS website (www.global-pps.com).

2.4 Data analysis

The data collected was inputted into an MS Excel spreadsheet. All data was summarized using the frequencies and percentages as appropriate.

3.0 Results

Demographic distribution of selected patients

A total of 66 patients were included in the study, 34 (51.5%) patients were at on at least on one antimicrobial drug and this included 19 (55.8%) males and 15 (44.2%) females. The highest proportion (n=15; 44%) of these patients were admitted the children emergency ward while the least number (n=5; 14.7%) were found in children medical ward 1. The average age of patients on antimicrobials was 53 months.

Antimicrobial utilization

Sixty-seven different antimicrobial prescriptions were noted. Indications for antimicrobial prescriptions were documented 97% of the time (Figure 1). Antimicrobials were mostly prescribed for community acquired infections (90%) while health care associated infections accounted for 2% of antimicrobial prescriptions. The most common indications for antimicrobial prescriptions were Sepsis, malaria and CNS infections and these accounted for 16.67%, 12.12% and 9.09% of prescriptions respectively. On the other hand, the least common indications were Proph BJ (1.5%), Pyrexia of unknown origin (1.5%), Tuberculosis (1.5%), proph REsP (1.5%) as shown in Figure 2s.

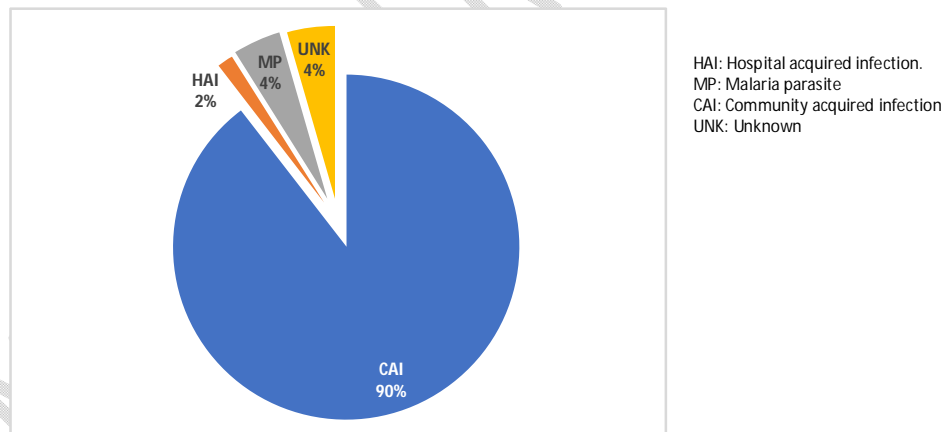


Figure 1: Indications for antimicrobial prescriptions

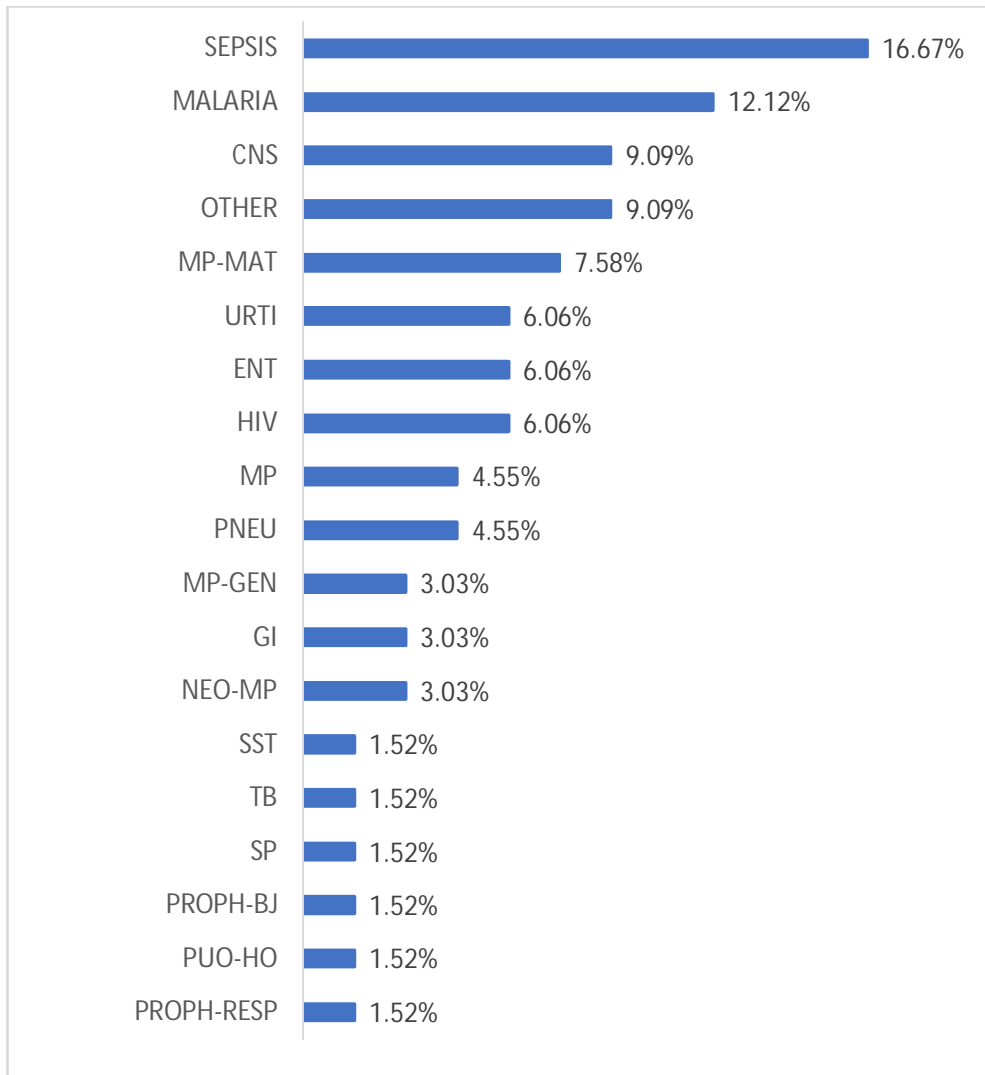


Figure 2: common indications for antimicrobial prescriptions

The most prescribed antimicrobials were, ceftriaxone (23.88%), aminoglycoside gentamicin (20.90%) and cefuroxime (16.42%) Ceftazidime was the least common antibiotic prescribed (1.49%). The antimalarials, Artesunate, accounted for 10% of prescriptions while the Antiretrovirals fixed dose combination TDF/3TC/DTG made up 1.49% of prescriptions and the antitubercular drug Isoniazid was seen in 1.49% of prescriptions (Figure 3).

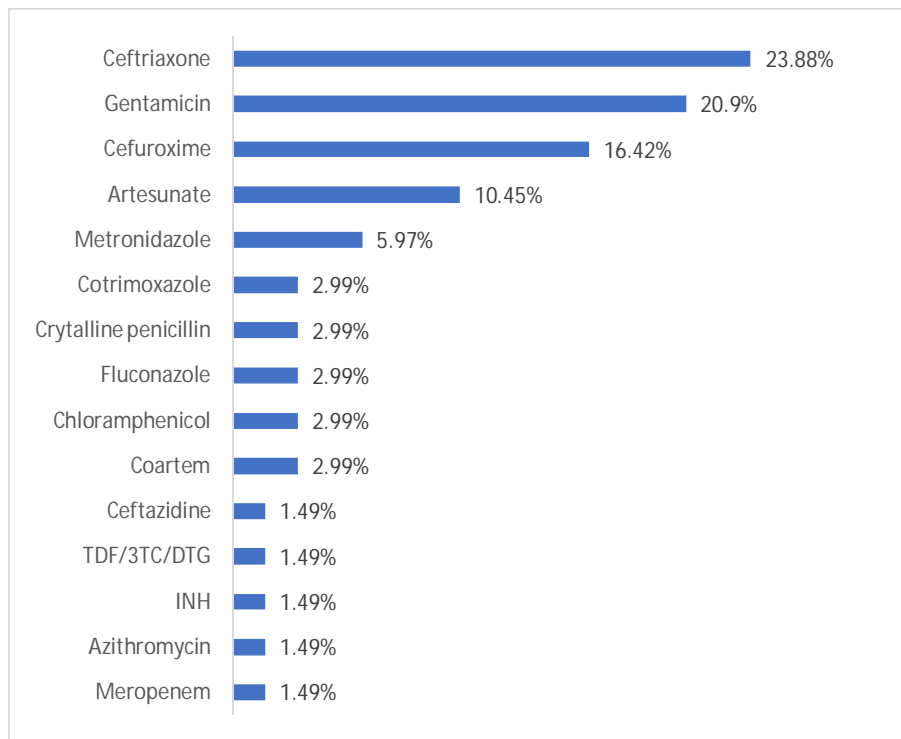
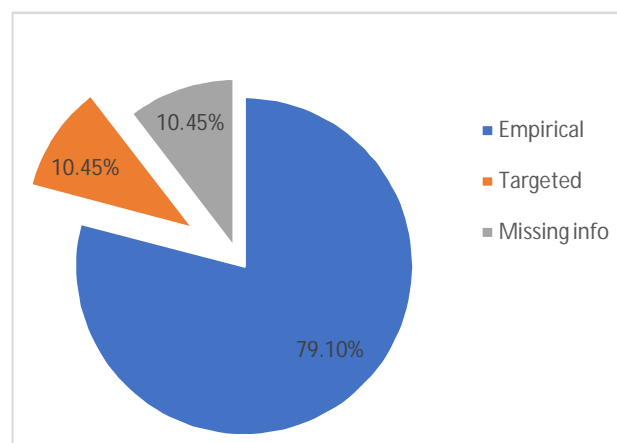


Figure 3: Distribution of Antimicrobials prescribed

Ceftriaxone was mostly prescribed for sepsis (42.86%), medical prophylaxis and it was prescribed as a single unit dose of 1g in 37% of all ceftriaxone prescriptions. cefuroxime was prescribed mainly for sepsis (36.36%), surgical prophylaxis (9.0%) and upper respiratory tract infection (9.0%). Gentamicin was mostly prescribed for sepsis, medical prophylaxis.

Quality indicators

Figure 4 shows that majority (79%) of antimicrobial prescribing were done empirically; while only 10.45 % were targeted (based on microbiological results) while there was missing information for 10.45% of prescriptions. Information about whether the empirical treatment was based on report of biomarkers of infection from other investigations (white blood cell counts, C-reactive protein, ESR) were available in only 24% of cases (Figure 5). Figure 6 shows that stop dates for antimicrobials were indicated in only 18% of cases with the reason for the stop date specified 97% of the time. Information on the use of guidelines were not available.



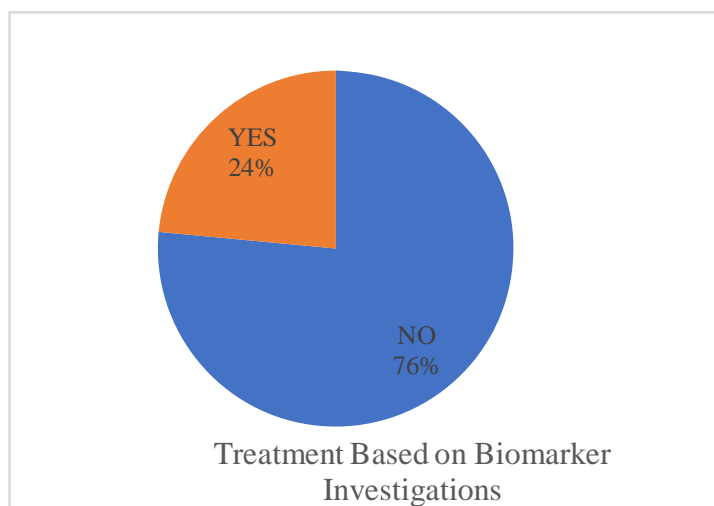


Figure 5: Treatments based on Biomarker investigations

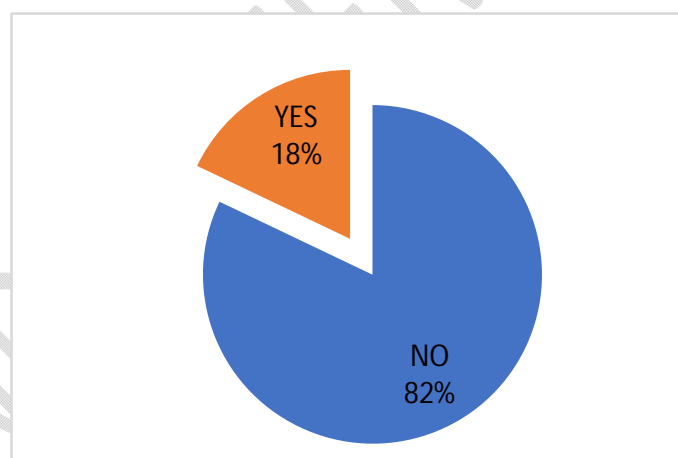


Figure 6: Distribution of prescriptions where stop dates were indicated

4.0 Discussion

Our study is a pilot study, the first of its kind in our facility and to our knowledge the first in southern Nigeria. Findings that will form the basis of further studies in our facility. The study shows that the rate of antimicrobial consumption in the paediatric unit of our hospital is high with over half (51.50%) of admitted patients taking antimicrobials on the day of survey. This finding is lower than the rates of 59.60% [15] ; 68.30% [16] 78.20% [17] ; recorded in other Nigerian studies. The relatively lower percentage seen in our study could be because it is a

pilot study which excluded other wards in the hospital. A larger study involving other wards in the hospital is therefore important to ascertain the antimicrobial consumption rate of the entire hospital because antimicrobial resistance has been linked to antibiotic consumption with higher rates in the former driving increases in the later.

However, comparing our findings with other studies done among the paediatric population prevalence of antimicrobial was 79.5 % in Northern Nigeria[18]; 49.7% in south Africa.[19] ; and 90% in in Pakistan[20]. A study done in Europe using a recorded a slightly lower rate of 36.7% but this was carried out using a slightly different methodology[21]. These goes to show that antimicrobials are commonly consumed by paediatric patients. It is possible that this is so because they are a vulnerable population that are prone to infection which if left untreated can be very life threatening.

We further observed that the most antimicrobial prescriptions were done empirically and very few patients received treatments based on microbiological results and infection biomarker data. This finding is a common theme from Nigerian studies [15, 17, 18, 22, 23] . This probably stems from the underutilization of microbiological services by physicians in Nigeria. Poor access to quality laboratory and lack of confidence in the quality reports have been identified as reasons for the this[24]. It is therefore necessary to strengthen microbiological lab services in Nigeria as this plays an important role in antimicrobial stewardship and the fight against AMR.

In our study, antibiotics were the most prescribed antimicrobials. The third-generation cephalosporin ceftriaxone, was the most prescribed drug followed closely by cefuroxime a second-generation cephalosporin. Ceftriaxone is the most prescribed antimicrobials in other Nigerian studies.[15, 17, 18]. The third generation cephalosporins belong to the watch group in the “AWARE” classification of antibiotics and should not be prescribed indiscriminately. In contrast GPPS from other African countries report that antibiotics in the access group of AWARE were more commonly prescribed [25]. The widespread use of third generation cephalosporins in Nigerian hospitals is worrisome as pressure from this drug has led to the emergence of resistant bacteria, particularly gram-negative bacteria expressing extended beta lactamases; an epidemic that has been described in many Nigerian studies. [26]

In terms of the quality indicators for antimicrobial prescribing, it was observed that there was a high frequency of documentation of indications for antibiotic prescription. Such high frequencies were noted in other Nigerian studies. [15, 18]. However the survey noted that stop/review dates for antibiotics were not usually documented. This suggests that antibiotics were given far longer than required which can lead to emergence of drug resistance and increase financial burden to the patient.

5.0 Conclusion

Our study shows that antibiotic prescribing patterns in our hospital is suboptimal especially with regards to choice of antibiotics and review of prescriptions. It is therefore important to carry out a hospital wide survey to determine whether this pattern is replicated in other watsds in the hospital. It is also very important to initiate antimicrobial stewardship programmes within our hospital to optimize antimicrobial use to improve patient care in the hospital.

References

- [1] Murray CJ, Ikuta KS, Sharara F, Swetschinski L, Robles Aguilar G, Gray A, et al. Global burden of bacterial antimicrobial resistance in 2019: a systematic analysis. *The Lancet* 2022;399 :629–55. [https://doi.org/10.1016/S0140-6736\(21\)02724-0](https://doi.org/10.1016/S0140-6736(21)02724-0).
- [2] Federal Ministries of Agriculture, Environment and Health: National Action Plan for Antimicrobial Resistance 2017-2022. Available from <https://www.who.int/publications/m/item/nigeria-national-action-plan-for-antimicrobial-resistance> (accessed March 19, 2023).
- [3] Esimone CO, Nworu CS, Udeogaranya OP. Utilization of antimicrobial agents with and without prescription by out-patients in selected pharmacies in South-eastern Nigeria. *Pharmacy World and Science* 2007;29: 655–60. <https://doi.org/10.1007/S11096-007-9124-0>.
- [4] Enato EF, Uwaga CF. Profile of antimicrobial drug use patterns in a Nigerian metropolitan city. *International journal of health research*. 2011;4(1):37-44.
- [5] Abdu-Aguye SN, Haruna A, Shehu A, Labaran KS. An assessment of antimicrobial prescribing at a tertiary hospital in north-western Nigeria. *African Journal of Pharmacology and Therapeutics*. 2016 Dec 22;5: 229–34
- [6] Sekoni KF, Oreagba IA, Oladoja FA. Antibiotic utilization study in a teaching hospital in Nigeria. *JAC-Antimicrobial Resistance*. 2022 Oct;4(5):dlac093.
- [7] Iheanacho CO, Eze UIH. A systematic review of in-patients' antimicrobial prescriptions and status of antimicrobial stewardship programmes in Nigerian hospitals. *Future Journal of Pharmaceutical Sciences* 2021 7:1 2021;7: 1–10. <https://doi.org/10.1186/S43094-021-00365-6>.
- [8] Jimoh AO, Etuk EU, Sani Z, Shuaibu HA. The pattern of antibiotic use in a family medicine department of a tertiary hospital in Sokoto, North Western Nigeria. *Journal of clinical and diagnostic research*. 2011 Jun;5(3):566-9.
- [9] Organization WH. Global action plan on antimicrobial resistance 2015.
- [10] Antimicrobial stewardship programmes in health-care facilities in low- and middle-income countries: a WHO practical toolkit. Available from <https://apps.who.int/iris/handle/10665/329404> (accessed April 6, 2023).
- [11] Haruna Gulumbe B, Haruna UA, Almazan J, Ibrahim IH, Faggo AA, Yusuf Bazata A. Combating the menace of antimicrobial resistance in Africa: a review on stewardship, surveillance and diagnostic strategies. *Biol Proced Online* 2022;24. <https://doi.org/10.1186/s12575-022-00182-y>.
- [12] Barlam TF, Cosgrove SE, Abbo LM, MacDougall C, Schuetz AN, Septimus EJ, Srinivasan A, Dellit TH, Falck-Ytter YT, Fishman NO, Hamilton CW. Implementing an antibiotic stewardship program: guidelines by the Infectious Diseases Society of America and the Society for Healthcare Epidemiology of America. *Clinical infectious diseases*. 2016 May 15;62(10):e51-77
- [13] Homepage - Global PPS <https://www.global-pps.com/> (accessed April 6, 2023).

- [14] Pauwels I, Versporten A, Vermeulen H, Vlieghe E, Goossens H. Assessing the impact of the Global Point Prevalence Survey of Antimicrobial Consumption and Resistance (Global-PPS) on hospital antimicrobial stewardship programmes: results of a worldwide survey. *Antimicrob Resist Infect Control* 2021;10: 1–12. <https://doi.org/10.1186/s13756-021-01010-w>
- [15] Fowotade A, Fasuyi T, Aigbovo O, Versporten A, Adekanmbi O, Akinyemi O et al. Point Prevalence Survey of Antimicrobial Prescribing in a Nigerian Hospital: Findings and Implications on Antimicrobial Resistance. *West African journal of medicine*. 2020 Jul 1;37(3):216-20.
- [16] Oshun PO, Roberts AA, Osuagwu CS, Akintan PE, Fajolu IB, Ola-Bello OI, Odukoya OO, Akodu B, Okunowo AA, Versporten A, Pauwels I. Roll out of a successful antimicrobial stewardship programme in Lagos university teaching hospital Nigeria using the Global-Point prevalence survey. *African Journal of Clinical and Experimental Microbiology*. 2021 Apr 8;22(2):260-72. <https://doi.org/10.4314/ajcem.v22i2.19>.
- [17] Umeokonkwo CD, Madubueze UC, Onah CK, Okedo-Alex IN, Adeke AS, Versporten A, Goossens H, Igwe-Okomiso D, Okeke K, Azuogu BN, Onoh R. Point prevalence survey of antimicrobial prescription in a tertiary hospital in South East Nigeria: a call for improved antibiotic stewardship. *Journal of global antimicrobial resistance*. 2019 Jun 1;17:291-5.
- [18] Shuaibu M, Ramatu AZ, Lawal H, Badamasi MS. Point Prevalence Study of Antibiotics use in Paediatric Wards of a Tertiary Health Facility in Kaduna Nigeria. *International Journal of Innovative Science and Research Technology* 2023; 8(1):555-562.
- [19] Skosana PP, Schellack N, Godman B, Kurdi A, Bennie M, Kruger D, et al. A national, multicentre, web-based point prevalence survey of antimicrobial use and quality indices among hospitalised paediatric patients across South Africa. *J Glob Antimicrob Resist* 2022;29:542–50. <https://doi.org/10.1016/J.JGAR.2021.12.003>.
- [20] Mustafa ZU, Khan AH, Salman M, Syed Sulaiman SA, Godman B. Antimicrobial Utilization among Neonates and Children: A Multicenter Point Prevalence Study from Leading Children's Hospitals in Punjab, Pakistan. *Antibiotics (Basel)*. 2022;11(8):1056. doi: 10.3390/antibiotics11081056. PMID: 36009925; PMCID: PMC9405424..
- [21] Hufnagel M, Versporten A, Bielicki J, Drapier N, Sharland M, Goossens H, et al. High Rates of Prescribing Antimicrobials for Prophylaxis in Children and Neonates: Results From the Antibiotic Resistance and Prescribing in European Children Point Prevalence Survey. *J Pediatric Infect Dis Soc* 2019;8:143–51. <https://doi.org/10.1093/JPIDS/PIY019>.
- [22] Oduyebo OO, Olayinka AT, Iregbu KC, Versporten A, Goossens H, Nwajiobi-Princewill PI, et al. A point prevalence survey of antimicrobial prescribing in four Nigerian tertiary hospitals. *Annals of Tropical Pathology*. 2017;8(1):42
- [23] Ogunleye OO, Oyawole MR, Odunuga PT, Kalejaye F, Yinka-Ogunleye AF, Olalekan A, et al. A multicentre point prevalence study of antibiotics utilization in hospitalized patients in an urban secondary and a tertiary healthcare facilities in Nigeria: Findings and implications. *Expert review of anti-infective therapy*. 2022; 20(2):297-306.

- [24] Iregbu KC, Osuagwu CS, Umeokonkwo CD, Fowotade AA, Ola-Bello OI, Nwajiobi-Princewill PI, et al. Underutilization of the Clinical Microbiology Laboratory by Physicians in Nigeria. *African Journal of Clinical and Experimental Microbiology* 2019;21:53. <https://doi.org/10.4314/AJCEM.V21I1.7>.
- [25] D'Arcy N, Ashiru-Oredope D, Olaoye O, Afriyie D, Akello Z, Ankrah D, et al. Antibiotic Prescribing Patterns in Ghana, Uganda, Zambia and Tanzania Hospitals: Results from the Global Point Prevalence Survey (G-PPS) on Antimicrobial Use and Stewardship Interventions Implemented. *Antibiotics* (Basel) 2021;10. <https://doi.org/10.3390/ANTIBIOTICS10091122>.
- [26] Tanko N, Bolaji RO, Olayinka AT, Olayinka BO. A systematic review on the prevalence of extended-spectrum beta lactamase-producing Gram-negative bacteria in Nigeria. *Journal of Global Antimicrobial Resistance*. 2020 Sep 1;22: 488-96.

UNDER PEER REVIEW