

Original Research Article

Effect of Acid Pretreatment on the Germination and Early Growth of *Albizia Lebbeck* (L) Benthin Makurdi, Benue State-Nigeria

ABSTRACT

The seeds of *A. lebbeck* exhibit physical dormancy, which leads to poor seed germination due to a tough seed coat, which has prevented the species from being domesticated in the study area. Pre-sowing treatments are therefore necessary to increase seed germination and reduce germination period. This study aims at the evaluation of the impact of acid pretreatment on seed dormancy and growing seedlings of *A. lebbeck* for the establishment of plantations in Benue state, Nigeria, where it is lacking. The experiment was laid out in a completely randomized design with six pretreatments (soaked) with the used of acids. The pretreatments include: sulphuric acid (70% H₂SO₄) for 2 minutes, 5 minutes, and 10 minutes; nitric acid (70% HNO₃) for 2 minutes, 5 minutes, and 10 minutes; and untreated seeds (control); and replicated thrice. Two seeds were sown in each plastic pot and later thinned to one seed per pot after germination. A total of 144 plastic pots were used. The immersion in 70 % nitric acid for 5 minutes as pretreatment of *A. lebbeck* yielded the highest germination percentage (50%) and immersion in nitric acid for 2 minutes had the highest emergence index (38). According to the study's findings, pre-treating *A. lebbeck* with 70% nitric acid breaks dormancy better and promotes faster growth. Thus, it is recommended that pretreatment of *A. lebbeck* seeds with 70% nitric acid for five minutes before sowing should be adopted to grow the species faster in the study area.

Key words: Germination, Growth, Forest, Plantation, Sustainable.

INTRODUCTION

Widely distributed *Albizia lebbeck* is a deciduous woody tree with wide leaves, the flowers are fragrant cluster of greenish-yellow flowers, white, and have many stamens; and lengthy seed pods. It is native to tropical Asia and is commonly grown and naturalized in other tropical and subtropical climates, including Malawi (Bhat and Chauhan, 2002) and Nigeria. The tree species is a member of the Leguminosae family (Faisal et al., 2012). At maturity, *A. lebbeck* has an estimated bole diameter between 50 cm to 1 m and could reach a height of 20 to 35 m. The leaves have one to four pairs of pinnae and are 7 to 15 cm long. Each pinna has six to eight leaflets (Edward et al., 2013).

The fruit could contain about five to twelve seeds, which are used for various purposes. The seeds are contained in fruit pods that are 15 to 30 cm long and 2.5 to 5.0 cm wide (Edward et al., 2013). The species has traditionally been used to treat allergy conditions like asthma, colds, and coughs; the medicinal properties of *A. lebeck* extend to its flowers, bark, fruits, roots, and stems (Zia-Ul-Haq et al., 2013). As widely practiced, skin issues are treated with a leaf paste. *A. Lebeck* is renowned for treating allergies and respiratory issues (Edward et al., 2013). Other plant parts are also utilized to treat eye issues, cleanse the blood, and improve tooth health. The most significant benefit is that the ethanol extract from the pods can effectively treat various cancer types (Tigabu and Od'en, 2001). Because the leaves include proteins, calcium, phosphorus, and amino acids, they are nourishing (Faisal et al., 2012).

Due to the existence of a hard seed coat, it has been observed that the seeds of *A. lebeck* exhibit physical dormancy, which leads to poor seed germination (Azad et al., 2006). Due to the delayed and subpar germination, raising seedlings from such seeds becomes problematic. Despite their significance, the seeds are very dormant because of their tough seed coat, which has prevented the species from becoming domesticated. When seeds were sown in *Albizia* species without any pre-treatment, several studies found low seed germination (Alamgir and Hossain, 2005; Ajiboye et al., 2009; Azad et al., 2010; Merouet et al., 2011; Azad et al., 2012; Nongrum and Kharlukhi, 2013).

Pre-sowing treatments are therefore necessary to increase seed germination and reduce germination times. Acid scarification, mechanical scarification, and submersion in water are a few techniques for overcoming the physical dormancy of seeds (Baskin and Baskin, 2004). Therefore, the purpose of this study is to evaluate the impact of acid pretreatment on releasing seed dormancy and growing seedlings for the establishment of plantations in Benue state which is lacking. Find out if sulphuric and nitric acid pretreatment influence the germination and early growth of the seeds in the study area.

MATERIALS AND METHODS

Study area

The study was carried out at the Forestry Nursery, Joseph SarwuanTarka University, Makurdi. Makurdi covers an area of 804 square kilometers and it lies between Latitude 07° 21' - 08° N, and Longitude 08 °21' - 09 °E. It is situate on 98m above sea level. Details of the study area was described in Dau and Chenge (2016); Ageraet *al.* (2019) and Kujeet *al.* (2019).

Seed collection, pretreatment of *A. lebeck* and experimental design

The seeds of *A. lebeck* were collected directly from mature mother tree of superior phenotypic traits within the study area; between the month of March and May. The seed were sun dried and stored under normal room temperature until the planting period. The seeds of *A. lebeck* were soaked into distinct acid pretreatment which comprises of: Sulphuric acid (70% H₂SO₄) and Nitric acid (70% HNO₃) for a period of 5min, 10min and 15min each. After immersion, the solution was drained off, and seeds repeatedly rinsed in running tap water until considered safe to handle and subsequent dried for a period of 2hours before the seeds were sown in plastic pots containing 1kg of soil. The experiment was conducted in plastic pots containing 1kg of soil each.

The experiment was laid out in Completely Randomized Design (CRD) with six(6) treatments and replicated three (3)times. The seeds were given pre-sowing treatments (soaked) in sulphuric acid (70% H₂SO₄) for 2 minutes (T₁); sulphuric acid (70% H₂SO₄) for 5 minutes (T₂); sulphuric acid (70% H₂SO₄) for 10 minutes (T₃); nitric acid (70% HNO₃) for 2 minutes (T₄); nitric acid (70% HNO₃) for 5 minutes (T₅); nitric acid (70% HNO₃) for 10 minutes (T₆), and untreated seeds which served as control (T₇). Two seeds were sown in plastic pot and later thinned to one stand per pot after germination (Ageraet *al.*, 2019). A total of one hundred and forty four (144) plastic pots were used and two hundred and eighty eight (288) seeds were sown.

Data collection and analyses

The experiment was monitored for eight (8) weeks and the germination data was observed in an interval of two days from the 7th day when germination commenced till 10th week. Germination data were collected based on treatments. The number of germinated seeds, which was used to

determine germination percentage of seedlings, emergence index and emergence rate index of *A. lebbec* seeds in the study area.

$$\text{Germination percentage of seedling} = \frac{\text{Number of seeds germinated}}{\text{Total number of seeds planted}} \times \frac{100}{1}$$

$$\text{Emergence index} = \sum \frac{\text{Number of seedling germinated per day}}{\text{Total number of seedling planted}} \times \frac{\text{day after planting}}{1}$$

$$\text{Emergence rate index} = \frac{\text{Emergence index}}{\text{Germination percentage}}$$

Seedling growth variables of interest were measured as follows: seedling heights were measured using a meter rule, number of leaves per seedling were counted, leaves length were also measured with a meter rule, collar diameters of the seedlings were measuring using veneer caliper and graph sheets were used to determined leaf area for sampled seedlings in the study area (Kujeet *al.*, 2019). Data collected were subjected to Shapiro wilk and Levene's test to check if the data met the requirement of the ANOVA (Analysis of variance). The data was then subjected to analysis of variance (ANOVA). Mean separation was carried out to determine the best suitable acid pretreatment for germination and early growth of *A. lebbec* using post-hoc test at a significance level of 0.05.

RESULTS

Germination indices of *A. lebbec*

The result of this finding on germination is shown on Table 1. The first germination commenced after six days of planting. The highest number of germination occurred in T₅ (immersion in Nitric acid for 5 minutes) with a germination percentage of 50% and the least was recorded in T₇ (Control) and with a germination potential of 5%. The highest emergence rate was recorded in T₃ (Immersion in sulphuric acid for 10 minutes) 31.9 and the least was recorded in the case of T₇ (control) 0.8. For emergence rate index, the highest was recorded in T₄ (immersion in Nitric acid for 2 minutes) with a value of 0.84 and the lowest was in control with a value of 0.16.

Table 1: Germination indices of *Albizialabbeck* seedlings sown

Treatments	GP (%)	EI	ERI
T ₁	45	28.8	0.64
T ₂	35	27.2	0.78
T ₃	45	31.9	0.71
T ₄	45	38	0.84
T ₅	50	28.2	0.56
T ₆	30	13.4	0.38
Control	5	0.8	0.16

Where: GP(germination percentage), EI(emergence index), ERI(emergence rate index), T₁- Seeds pretreated with sulphuric acid for 2 minutes, T₂- Seeds pretreated with sulphuric acid for 5 minutes, T₃- Seeds pretreated with sulphuric acid for 10 minutes, T₄- Seeds pretreated with nitric acid for 2 minutes, T₅-Seeds pretreated with nitric acid for 5 minutes, T₆- Seeds pretreated with nitric acid for 10 minutes, T₇- Seeds that did not undergo any pretreatment.

The result on summary statistic (Table 2) of seedling heights indicates the highest mean seedling height of 17.2 cm as recorded under T₃, this was followed by 14 cm and 13.1 cm recorded under T₁ and T₂, respectively. The minimum and maximum seedling heights of 5 cm (T₄) and 30.8 cm T₃, respectively, were recorded from this study. The highest mean seedling diameter of 2.5 cm (T₃) and lowest mean diameter of 1.8 cm (Control) were recorded; with the minimum and maximum seedling diameters of 1.1 cm (T₃) and 3.9 cm (T₅). The mean number of leaves was at its highest under T₁T₂ T₃ and T₅ while T₆ and control (T₇) yielded the lowest mean number of leaves. The minimum and maximum number of leaves recorded from this study indicates 5 (T₆and control) and 11 (T₄), respectively. The highest mean leaf area of 3.7 cm² (T₃) was observed and control was yielded the lowest mean leaf area.

Table 2: Summary of the statistical result for the various treatment groups

Variables	Treatments						
	T ₁	T ₂	T ₃	T ₄	T ₅	T ₆	T ₇
Height (cm)							
Mean	14.0	13.1	17.1	10.7	12.5	12.1	12.0
Standard Deviation	3.3	3.9	7.9	4.7	5.2	3.2	0.0
Minimum	9.6	9.5	10.6	5.0	5.6	9.0	12.0
Maximum	19.0	21.3	30.8	19.5	19.3	16.2	12.0
Diameter (cm)							
Mean	2.3	2.2	2.5	1.9	2.5	1.9	1.8
Standard Deviation	0.5	0.8	0.6	0.4	0.9	0.5	0.0

Minimum	1.7	1.4	1.7	1.5	1.3	1.1	1.8
Maximum	3.0	3.2	3.4	2.8	3.9	2.6	1.8
Number of Leaves							
Mean	8	8	8	7	8	5	5
Standard Deviation	1	0	0	2	0	0	0
Minimum	7	7	8	6	7	5	5
Maximum	8	8	8	11	8	5	5
Leaf Area							
Mean	2.1	2.7	3.7	3.0	2.8	1.4	1.2
Standard Deviation	0.6	1.2	0.7	0.6	0.6	0.4	0.0
Minimum	1.3	1.1	2.6	2.1	2.0	1.0	1.2
Maximum	3.3	3.8	5.0	3.8	3.8	2.0	1.2

Seedling height of *A.labbeck*

The Shapiro-wilk normality test revealed a P-value of 0.1884 which is greater than the significance level of 0.05. This implies that the data are not significantly different from the normal distribution. The box plot (Fig. 1) provides a graphical summary of the seedling heights distribution of each treatment. The box plot indicates that, the observation in each treatment was not significantly far from each other. The Levene's test was used to check the homogeneity of variance revealed a P-value of 0.08038 is not less than the level of significance level of 0.05. This implies that the variance across the groups is statistically not significantly different. The ANOVA result is shown in Table 3; which showed the difference between the mean which were not statistically significant ($P=0.172$). The effect of the treatment on the height growth of the *A. labbeck* seedlings across the treatment groups was not significantly different.

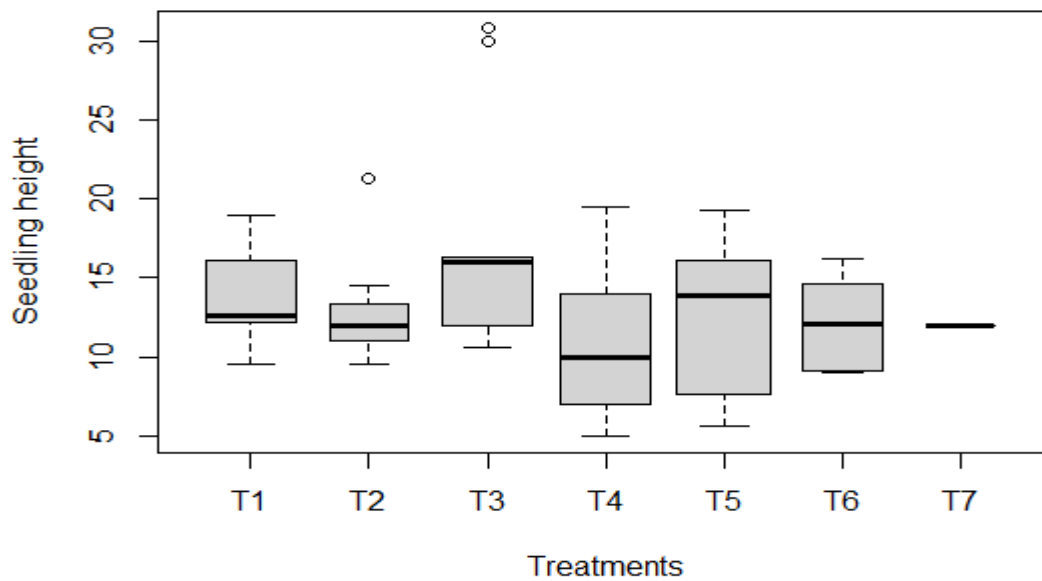


Figure 1: Box plot for seedling height by treatment groups

Table 3: ANOVA test results for seedling height of *Albizia lebbek*

Source of Variation	SS	Df	MS	F	P-value	F crit
Between Groups	223.86	6	37.309	1.585	0.17	2.290
Within Groups	1153.46	49	23.54			
Total	1377.32	55				

Seedling collar diameter of *A. lebbek*

The Shapiro-wilk normality test revealed a *P-value* of 0.005 which is greater than the significance level of 0.05. This implies that the data are not significantly different from the normal distribution of the seedlings collar diameter. The box plot (Figure 2) shows a graphical summary of the data distribution of each treatment. The box plot suggests that, the observation in each treatment is not far from each other. The Levene’s test was used to check the homogeneity of variance revealed a *P-value* of 0.064 is not less than the level of significance level of 0.05. This implies that the variance across the groups is statistically not significantly different. The ANOVA result in Table 4 shows the difference between the mean are not statistically

significantly different (P-value=0.127). The effect of the treatments on the height growth of the *A. labbeck* seedlings across the treatment groups is not significantly different.

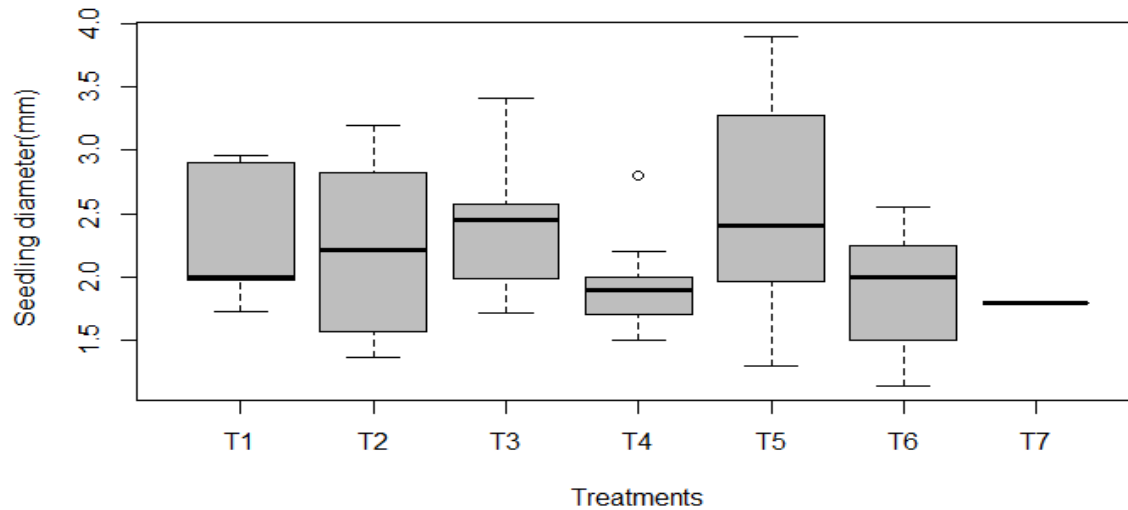


Figure 2: Box plot of seedling collar diameter by treatment groups

Table 4: ANOVA test results for seedling collar diameter of *Albizia labbeck* seedlings sown

Source of Variation	SS	Df	MS	F	P-value	F crit
Between Groups	3.927	6	0.655	1.756	0.128	2.290
Within Groups	18.261	49	0.33			
Total	22.189	55				

Seedling number of leaves of *A. labbeck*

The Shapiro-wilk normality test revealed a P-value of 0.0834 which is greater than the significance level of 0.05. This implies that the data are not significantly different from the normal distribution. The Levene's test was used to check the homogeneity of variance revealed a P-value of 0.0600 is not less than the level of significance level of 0.05. This implies that the variance across the groups is statistically not significantly different.

The post hoc test conducted in table 6 shows that T₁, T₂, T₃, T₄, T₅ are not significantly different from each other, T₆ and T₇ are not significantly different from each other but are significantly

different from the first five treatment groups. The ANOVA result in Table 5 shows the difference between the mean are statistically significantly different (P-value=0.14E-12). The effect of the treatment on the height growth of the *A. lebbeck* seedlings across the treatment groups is significantly different.

Table 5: ANOVA test results for number of leaves of *A. lebbeck* seedlings sown

Source of Variation	SS	Df	MS	F	P-value	F. critical
Between Groups	72.112	6	12.019	22.639	1.4E-12***	2.290
Within Groups	26.013	49	0.531			
Total	98.125	55				

Table 6: Post-hoc test results for number of leaves: Tukey (Tukey's Honest Significance difference) multiple comparisons of means:

Treatments	Means
T ₁	7.7 a
T ₂	7.9 a
T ₃	8.0 a
T ₄	7.2 a
T ₅	7.8 a
T ₆	5.0 b
Control (T ₇)	5.0 b

Pairs of treatments that are not significantly different from each other share the same letter

Seedling leaf area of *A. lebbeck*

The Shapiro-wilk normality test revealed a P-value of 0.1421 which is greater than the significance level of 0.05. This implies that the data are not significantly different from the normal distribution. The box plot (Figure 3) provides a graphical summary of the data distribution of each treatment. The box plot indicates that, the observation under each treatment differed from each other. The Levene's test was used to check the homogeneity of variance revealed a P-value of 1.421 is not less than the significance level of 0.05. This implies that the variance across the groups is statistically not different.

A post hoc test conducted in table 8 reveals that T₂, T₃, T₄, T₅ are not significantly different from each other, T₁, T₆ and T₇ are not significantly different from each other. The ANOVA result in Table 7 shows the difference between the mean are not statistically significantly different (P-value=0.2.61E.08). The effect of the treatment on the height growth of the *A. labbeck* seedlings across the treatment groups is significantly different.

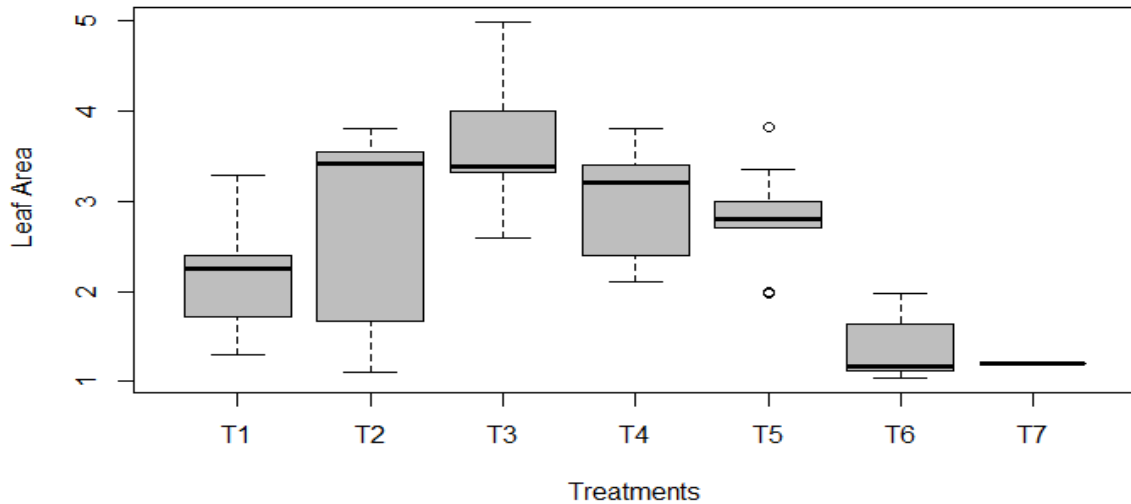


Figure 3: Box plot of Leaf area by treatment groups

Table 7: ANOVA test results for leaf area of seedlings sown

Source of Variation	SS	D.f	MS	F	P-value	F. critical
Between Groups	33.879	6	5.647	12.131	2.61E.08	2.290
Within Groups	22.807	49	0.466			
Total	56.687	55				

Table 8: Post-hoc test results for leaf area of *A. labbeck*: Tukey (Tukey's Honest Significance difference) multiple comparisons of means:

Treatments	Mean
T ₁	2.1 bc
T ₂	2.7 ab
T ₃	3.7 a

T ₄	3.0 ab
T ₅	2.8 ab
T ₆	1.4 c
Control (T ₇)	1.2 c

Pairs of treatments that is not significantly different from one another share the same letter

DISCUSSION

Acid pre-treatments influence the early growth and germination of *A.labbeck* seedlings by breaking dormancy and influencing the physical characteristics of the seedlings that are visually determinable of nursery tree seeding. The major morphological criteria often used to describe tree seeding potentials for timber production are height, number of leaves, and seeding crown width. Height is an important phenotypic plant character (although generally controlled genetically) which differs within varieties. Under this present study, the mean height, collar diameter were tested using ANOVA and the results were not significantly different, number of leaves and leaf area were tested using ANOVA and the result was significantly different this was influenced by the type of acid pretreatment and duration of soaking significance level of 0.05.

This is an indication that both Nitric acid and sulphuric acid at different duration of seed soaking acid improve the early growth and germination of the *A.labbeck* seeding. This present study corresponds with the findings of Ajiboyeet *al.*(2009) who reported that, most pre-treatments significantly reduced hard seed content and improved germination percentage compared to untreated seeds. This is also in agreement with the findings of Edward *et al* (2014) which revealed that the effect of sulphuric acid on promotion of seed germination, seedling growth, and survival at nursery stage might be due to the highly desiccant effect of the acid on the seed coat thereby allowing easier water uptake and oxygen diffusion in species of *Acacia polycantha*. This is in contrast to the findings of Olatunjiet *al.* (2013), whoreported higher seed germination seedling growth, and survival in immersion in concentrated sulphuric acid than other treatments for the seed species.

Acid pre-treatments are aimed at making the seed coat permeable either naturally or artificially and hence enhances germination (Umar *et al.*, 2005). Agbogidi (*et al.*, 2007) also agrees with the

present study, the results also indicated that acid treatment of *D. edulis* seeds significantly ($P \leq 0.05$) improved the performance of the seedlings as regards plant height, number of leaves, leaf area and collar diameter for *D. Edulis* seedlings. Amiraet *al.*, (2013) reported similar results on *Cassia fistula* and *P.biglobosa* respectively. This is dissimilar to the finding of Pierre *et al.* (1999) which revealed that the use of sulphuric acid was not as effective alternative to manual scarification. The result gotten in this study is similar to the findings of Usman and Asan (2017) revealed that H_2SO_4 was to enhance germination percentage (93.33%) and growth performance in terms of plant height (15cm), number of leaves (6) and leaf length (6cm) respectively in *A. digitata*.

CONCLUSION

This study revealed that the pretreatment of *A. lebbeck* T₅ (Immersion in nitric acid for 5 minutes) had the highest germination percentage and T₄ (Immersion in nitric acid for 2 minutes) had the highest emergence index. Based on the results obtained in the study pretreating of *A. lebbeck* with 70% concentration of Nitric acid breaks dormancy better and enhance faster growth. Thus, it is recommended that, pretreatment of *A. lebbeck* seeds with 70% Nitric acid for five minutes before sowing should be adopted to grow species faster in the study area.

REFERENCES

- Agbogidi, O.M. Bosah, B.O. and Eshegbeyi, O.F. (2007): Effects of Acid Pre-Treatment on the Germination and Seedling Growth of African Pear (*Dacryodes edulis* Don. G. Lam. H.J.). *International Journal of Agricultural Research*, 2: 952-958.
- Agera, S.I.N., Amonum J.I. and Kuje E.D. (2019): Effect of varying levels of fertilizer and organic manure on growth of *Khayasenegalensis* seedlings in Benue State, North Central Nigeria; *Research Journal of Agriculture and Forestry Sciences*; 7(2): 1-9.
- Ajiboye, A.A., Atayese, M.O. and Agboola, D.A. (2009): Effect of presowing treatments on seed germination and percentage starch content levels in *Tamarindus indica*, *Prosopis africana*, *Parkia bi-globosa* and *Albizia lebbeck*. *Journal of Applied Science Research*, 5: 1515–1519.
- Alamgir, M. and Hossain, M.K. (2005): Effect of pre-sowing treatments on germination and initial seedling development of *Albizia saman* in the nurse-ry. *Journal of Forestry Research*, 16: 200–204.

- Amira Sh. Soliman and Mohamed S. Abbas (2013): Effects of Sulfuric Acid and Hot Water Pre-Treatments on Seed Germination and Seedlings Growth of *Cassia fistula* L. *American-Eurasian J. Agric. & Environ. Sci.*, 13 (1): 07-15, 2013
- Azad, M. S., Biswas, R. K. and Matin, M. A. (2012): Seed germination of *Albizia procera* (Roxb.) Benth. in Bangladesh: a basis for seed source variation and pre-sowing treatment effect. *Forestry Studies in Chi-na*. 14 (2): 124–1130.
- Azad, M. S., Islam, M. W., Matin, M. A. and Bari, M. A. (2006): Effect of pre-sowing treatment on seed germination of *Albizia lebbek* (L.) Benth. *South Asian J Agric*. 1(2): 32–34.
- Azad, M. S., Paul, N. K. and Matin, M. A. (2010): Do pre-sowing treatments affect seed germination in *Albizia richardiana* and *Lagerstroemia speciosa*? *Front. Agric. China* 4(2): 181–184.
- Baskin, J. M. and Baskin, C. C. (2004): A classification system for seed dormancy. *Seed Science Research*. 14: 1-16.
- Bhat, G.S and Chauhan, P.S. (2002): “Provenance variation in seed and seedling traits of *Albizia lebbek* Benth.,” *Journal of Tree Science*, vol. 21, pp. 52–57.
- Dau, J. H. and Chenge, I. (2016): Growth space requirements models for *Prosopis africana* tree in Makurdi, Nigeria; *European Journal of Biological Research*; 6 (3): 209-217.
- Edward Missanjo (2014): Alfred Chioza, Chikondikulapani, “Effects of Different Pretreatments to the seed on seedling emergence and Growth of *Azadirachta indica*” *International Journal of forestry Research*, vol. 2014, 6 pages.
- Edward Missanjo, Chikumbutso Maya, Dackious Kapira, Hannah Banda, and Gift Kamanga-Thole (2013): Effect of Seed Size and Pretreatment Methods on Germination of *Albizia lebbek*; *ISRN Botany*, Hindawi Publishing Corporation; Volume 2013: 4: Article ID 969026, <http://dx.doi.org/10.1155/2013/969026>
- Faisal, M., Singh, P.P. and Irchhaiya, R. (2012): “Review on *Albizia lebbek* potent herbal drug,” *International Journal of Pharmaceutics*, vol. 3, no. 5, pp. 63–68.
- Kuje, E.D., Agera, S.I.N. and Amonum, J.I. (2019): Effects of Seed Source and Fertilization on Germination and Growth of *Khayasenegalensis* (Desr.) in Benue State, Nigeria; *Journal of Biology, Agriculture and Healthcare*; 9 (4): 28-35. DOI: 10.7176/JBAH.
- Merou, T., Takos, I., Konstantinidou, E., Galatsidas, S. and Varsamis, G. (2011): Effect of different pre-treatment methods on germination of *Albizia julibrissis-sin* seeds. *Seed Science and Technology*, 39: 248–252.
- Nongrum, A. and Kharlukhi, L. (2013): Effect of seed treatment for laboratory germination of *Albizia chinensis*. *Journal of Forestry Research*. 24 (4): 709-713.

- Olatunji, D., Maku, J.O. and Odumefun, O.P. (2013): “The effect of pretreatments on the germination and early seedlings growth of *Acacia auriculiformis*Cunn. Ex. Benth,” *African Journal of Plant Science*, vol. 7, pp. 325–330.
- Pierre MarrieMamongmestem, BahiruDuguma, Benard, AloysNkongmeneck, Eric Selegny. The effect of various Seed Pre-treatment to improve Germination in Eight Indigenous tree Species in the Forest Science, Springer Nature(since 2011)/EDP Science (until 2010), 1999, 56(8), pp.679 -684.
- Tigabu, M andOd’en, P.C. (2001): “Effect of scarification, gibberellic acid and temperature on seed germination of twomultipurpose*Albizia* species fromEthiopia,” *Seed Science and Technology*, vol. 29, no. 1, pp. 11–20.
- Umar, A.G., M.C. Okonkwo, J.O. Agun, I.D. Ahmed and G.C. Ngbea, (2005): Breaking seed dormancy in date palm (*Phoenix dactylifera*) towards sustainable products availability from arid and semi-arid zones of Nigeria. Proceedings of the 30th Annual Conference of Forestry Association of Nigeria (FAN), November 7-11, 2005, Kaduna, Kaduna, Nigeria, pp: 536-542
- Usman I. A and Asan T. V., (2017): Influence of Different Pretreatment on Seed Germination and growth rate of *Adansoniadigitata*seedlings. *Journal of Research in Forestry, Wildlife and Environmental*; 9(2): 8-14.
- Zia-Ul-Haq M, Ahmad S, Qayum M, Ercişli S, 2013; Compositional studies and antioxidant potential of *Albizia lebbek* (L.) Benth Pods and seeds;*Turkish Journal of Biology*; 37: