

EVALUATION OF MBEYA BASED ORGANIC FERTILISER ON MAIZE YIELD AND YIELD COMPONENTS IN MALAWI

Abstract

Recent boom in organic business in the name of Mbeya manure fertilizer has taken shape in commercialisation without ATCC approval as several implications were at stake. Laboratory and fields experiments were, therefore, conducted to ascertain the quality of the products with and without modifications. The original products, as proclaimed by suppliers, were evaluated against the control treatment of inorganic fertilizer and the modified products by inclusion of specific microorganisms in solubilisation of fixed nutrients and oxidation of ammonia and nitrite. Field layout followed Completely Randomized Block Design with three replications and 5 treatments viz Modified FunaniMbeya fertilizer, Modified KambeuMbeya fertilizer, Original FunaniMbeya fertilizer, Original KambeuMbeya fertilizer and the recommended inorganic fertilizer for Maize. Besides assessing the grain yield, biomass and nutrient bioavailability, effect of the organic fertiliser on biostimulation was also studied in the rhizospheric soil. Results showed that there was no significant differences on grain yield and its components between Mbeya based organic fertilisers and inorganic fertilisers. However, maize yield and some parameters (environmental and nutrient content) was higher in modified organic fertiliser.

Key words: Funani, Kambeu, Mbeya organic fertilisers, local innovations and Maize

1. Introduction

In spite of the effort by the government to increase the use of inorganic fertilizer by smallholder farmers through the introduction of farm input subsidy program (FISP), smallholder farmer's adoption is low despite of economic implication due to prices¹. The use of commercialised organic fertilizer for maize production is problematic due to inconsistencies in nutrient^{2,3}. Knowledge of nutrient values of these organic soil amendments is limited because the nutrients from these sources are gradually released into soils in crop available forms and may be temporarily tied up in soil microorganisms or organic matter⁴.

Maize production in low to no external input systems (both organic and inorganic) accompanied by degraded soils by smallholder farmers is the major cause of decrease in production^{5,6}. There is a need to promote sustainable agriculture which implicates maintenance of soil fertility by combination of inorganic and organic fertilizers. The combination of organic and inorganic fertilizer complement the beneficial effects of organic fertilizer and inorganic fertilizer⁷. Organic fertilizer release nutrients slowly for long period of time in the soil, thus ensuring a long residual effect. Bio-stimulation and inoculation are the main ways of viability of organic fertilizer using PGRM for the biological nitrogen fixation (BNF), phosphate, zinc and potassium solubilisation⁸. In Mbeya based organic fertiliser which is a combination of organic and inorganic fertiliser, macro nutrients are mainly supplied by inorganic fertiliser while organic fertiliser supply micronutrients⁹.

The main focus of organic agriculture include; to produce highly nutritious and quality yield; to enhance interaction between PGRM and abiotic factors by mimicking cycles and natural systems; to enhance biological cycles by PGRM through biostimulation or inoculation; to improve and maintain soil fertility; to promote recycling of agricultural waste mimicking natural ways; for bioremediation and promoting diversity in the farms;¹⁰⁻¹²

The nutrient release of organic based fertilizers varies based on the microbe used, ingredients and the process¹³. Therefore, predicting nutrient release from organic based fertilizers is challenging¹⁴, however, organic fertiliser application restores degraded soils¹⁵. There are a number of composts in Malawi practiced by farmers in Malawi viz. Changu, Windrow, Bokashi, Pit and farm yard manure. In spite of having these various forms of compost being widely promoted farmers have opted for Mbeya organic fertilizer, require certification because of its commercial implication. Farmers like Mbeya based organic fertilisers due to price and environmental implication while increasing maize yield.

This research study was done to evaluate the performance of Funani and KambeuMbeya based organic fertiliser on improving soil fertility and maize in Malawi

Comment [i1]: compared to an inorganic fertilizer control treatment

Comment [i2]: Delete. There is no need to mention the work method in the research summary and focus on the results only

Comment [i3]: In bold

Comment [i4]: Nutrient variability is a problem when commercial organic fertilizers are used for maize production

Comment [i5]: Combining organic and inorganic fertilizers complements the effects of organic and inorganic fertilizers

Comment [i6]: provide

Comment [i7]: The main areas of organic farming include: for highly nutritious and high-quality yields; improving the interaction between PGRM and abiotic factors by mimicking cycles and natural systems; Improving his PGRM biological cycle by biostimulation or vaccination. Improves and maintains soil fertility. Promote the recycling of agricultural waste that mimics nature's methods. For the promotion of biological restoration and diversity in the enterprise

Comment [i8]: The release of nutrients from organic-based fertilizers depends on the microorganisms, ingredients and processes used

2.0 Methodology

2.1 Study sites

The study was conducted at Chitedze Agricultural Research Station, GPS location 13° 85' S. and 33° 38' E at an altitude of 1,146m above sea level representing medium altitude areas. The same study was extended to high potential areas of on-farm conditions in Kasungu, Dowa and Zomba under both irrigation and rain-fed farming systems. The study was conducted for 2 cropping seasons but during both rain-fed and irrigation seasons in the aforementioned study sites.

2.2 Treatments and study design

The study had 5 treatments namely; Modified FunaniMbeya fertilizer, Modified KambeuMbeya fertilizer, Original FunaniMbeya fertilizer, Original KambeuMbeya fertilizer and the recommended inorganic fertilizer for Maize (Control). One maize variety (SC 627) of medium maturity was used in the study. The experiment was conducted in a randomized complete block design (RCBD) with 3 replications. Under on-farm conditions, each farmer hosted the trial as a replicate. All the treatments were subjected to normal management practices for maize production in Malawi under both rain-fed and irrigation conditions. The land used for the trial had no history of inoculation of any microorganisms. Composition of mbeya fertilizer was 10 kg chemical fertilizer (NPK or Urea), 10 kg chicken dropping or pig dung, 10 kg maize bran, 20 kg ash and 8 litres of water while the modified mbeya composed of was 6 kg chemical fertilizer (only Urea), 12 kg chicken dropping or pig dung, 12 kg maize bran, 20 kg ash mixed with charcoal 8 litres water and plant growth regulatory microbes (PGRM)

2.3 Data collection and statistical analysis

In each field, soil samples were collected and analysed to determine their initial soil fertility in terms of pH, Nitrogen, Phosphorous, Potassium, Calcium, Magnesium, Iron, Manganese, CEC, Organic matter and Total Carbon). Grain and stover yields were measured from each treatment. From the measured yields, the shelling percentage and harvest index were also computed. Maize plant nutrient content was also analysed to compare and contrast the performance of the treatments.

The collected data on yield and yield components was subjected to analysis of variance (ANOVA) using GenStat 18th edition and Minitab statistical software packages. Significant differences were assessed at 5% level and data mean separation was done using Fisher's protected least significant difference (LSD) procedure. After preliminary analysis of data, the presence of non-homogeneity in the data sets among the sites prompted a separate analysis for each site. The analysis was also done separately for irrigation and rain-fed conditions.

3.0 Results and Discussion

TABLE 1; Soil analysis results from the samples taken from the various forms of Mbeya organic fertilizer

LAB NO.	Reference sample	Ph.	%OC	%OM	%N	P(ug/g)	K (cmol/kg)	Ca (cmol/kg)	Mg (cmol/kg)
1	Mbeya farmer 1	7.81	0.87	1.49	0.07	111.13	0.04	0.08	0.00
2	Mbeya farmer 1	8.2	0.81	1.39	0.07	123.5	0.01	0.09	0.01
3	FunaniMbeya original	7.77	1.24	2.14	0.11	271.87	0.02	0.3	0.00
4	KambeuMbeya modified 1	8.03	1.64	2.83	0.14	282.88	0.04	0.14	0.01
5	FunaniMbeya modified 1	7.18	1.82	3.13	0.16	277.84	0.09	0.23	0.03
6	KambeuMbeya modified 1	7.65	2.28	3.93	0.2	274.74	0.13	0.27	0.02
7	FunaniMbeya modified 2	7.69	2.31	3.98	0.2	279.41	0.09	0.29	0.03
8	kambeuMbeya modified 2	8.25	2.51	4.33	0.22	274.74	0.06	0.3	0.02

Table 2: Initial soil analysis results from the soil samples taken from the various sites where the study was conducted

Comment [i9]: The same research was expanded to include high potential farming sites in Kasungu, Dowa, and Zomba that used both irrigation and rain-fed farming techniques.

Comment [i10]: In the aforementioned study sites, the study was carried out over the course of two cropping seasons during both the rain-fed and irrigation seasons.

Comment [i11]: delete

Comment [i12]: The study only employed one medium-maturing maize variety (SC 627).

Comment [i13]: The trial's site had never previously undergone any microorganisms.

Comment [i14]: To establish the initial soil fertility in each field, soil samples were taken and examined for pH, Nitrogen, Phosphorous, Potassium, Calcium, Magnesium, Iron, Manganese, CEC, Organic matter, and Total Carbon.

Comment [i15]: After a preliminary analysis of the data, the fact that the data sets among the sites were not homogeneous led to the need for a separate study for each site. Moreover, separate analyses for irrigation and rain-fed settings were completed.

District	Critical value	Dowa	Dowa	Kasungu	Kasungu	Zomba	Zomba	Lilongwe	Lilongwe
Site	5.2	Nachisaka	Nachisaka	Snathe	Snathe	Masaula	Masaula	Chitedze	Chitedze
Depth	>0.88	0-20cm	20-40cm	0-20cm	20-40cm	0-20cm	20-40cm	0-20cm	20-40cm
pH(water)	1.5	4.98	5.31	5.77	5.04	6.6	7.14	7.55	7.28
%OC	>0.1	0.8	0.89	0.45	0.36	0.09	0.8	0.53	0.86
%OM	15	1.38	1.54	0.78	0.62	0.15	1.38	0.92	1.49
%N	0.2	0.07	0.08	0.04	0.03	0.01	0.07	0.05	0.07
P(Cmol/kg)	0.2	36.8	20.91	13.59	14.13	16.31	18.38	15.22	7.05
K(Cmol/kg)		83	1.3	0.25	0.25	0.4	0.37	0.37	0.29
Ca(Cmol/kg)	0.5	1.61	1.75	0.06	-0.28	0.58	0.39	0.68	0.51
Mg(ug/g)		0.37	0.54	0.06	0.05	0.01	0.01	0.01	0.01
Zn(ug/g)		0.03	0.03	0.06	0.03	0.03	0.03	0.06	0.03
Mn(ug/g)		56.36	56.4	0.35	0.19	1.55	0.72	0.87	0.83
Fe(ug/g)		48.51	53.49	7.36	7.68	1.86	0.95	1.03	1.53
Texture		SCL	SCL	SCL	SCL	SCL	SCL	SCL	SCL

The results (>90) showed no significant changes in terms of yield between organic fertilizers and recommended fertiliser rates as shown in figure 1-4. However, the modification of the two had slightly higher yields and grain nutrient content as shown in figure 1-4, 9 and table 9 and 3. Higher grain yield may be a result of cob weight shown by seed size (table 3-6). The results on PGRM shown in and table 11 expose the danger of inorganic fertiliser on plant growth regulatory microbes. The results give insight why grain produced using inorganic fertilisers have low nutrient contents compared to those grown organically. This brings to the attention of incorporating PGRM in the soil either by biostimulation or inoculation in organic fertilisers or direct to soil which is in line with other studies and regulations in other countries¹⁶⁻²⁰.

Comment [i16]: It is preferable to separate the results of tables from the results of figures

The result of the trial showed that yield was not significantly affected by location or season but modification of organic fertilisers by inoculation with plant growth regulatory microbes (PGRM) gave higher yields. The greater the number and diversity of PGRM increased plant capability for nutrient uptake due to solubilising nutrients, fixation of nitrogen in mbeya based fertilisers. This observation is consistent with studies documented by Khan *et al.*, (2017). Higher grain yield observed in the modified Mbeya based organic fertilisers could be attributed to seed size not cob weight or grain weight or harvest index or shelling percentage. Hussain *et al.*, (2013) attributed this to accumulation and photosynthesis at grain filling period and its eventual partitioning to the ear. Partitioning of assimilates to the ear suggested that there could be an increased kernel set which was also reported by Barary *et al.* (2014)

The better performance observed in all sites with irrigation than rain fed could be attributed to the stress related issues. The fertility status of sites had no significant in terms of yield as indicated in the tables which could be as a result of cushioning factor of organic carbon which made the organic fertilisers to provide nutrients based on plant nutrient demand. This was equally reported by Phiri *et al.* (2020) where it was observed that combined application of organic and inorganic fertiliser gave the highest performance in maize grown in Malawi. Generally, OC in all sites was low indicating the need to restock and buildup OC as shown in table 2. Organic carbon is critical for soil health as it regulates biological, chemical and physical parameters (Khan *et al.*, 2017; Lunze, 2001; Innocent *et al.*, 2009). Buildup of OC in the soil is a gradual process that is contingent on abiotic and biotic soil edaphic factors²⁷.

However, significant maize grain yields across districts is a result of native soil nutrient levels²⁸. However, no significant differences in maize grain yields were observed between the treatments within the districts because of buffer effect of manure. Studies have shown that crop nutrient demand and soil nutrient release is achieved through combined application of organic and inorganic fertilizer^{24,26}.

The results also show that PGPM inoculated in the Mbeya based treatments (modified Funani and Kambeu) had synergistic effect shown by increase in nutrient content and yields. The correlation between rhizosphere and nutrient content is due to the microbial ability to respond chemo tactically²⁹⁻³¹. The application of phosphate based fertiliser has a negative impact to PGRM due to heavy metal contamination hence no solubilisation and oxidation of native and applied nutrients. These finding are in agreement with the previous reports that maize grain yield can increase through inoculation of solubilizing and oxidizing microbes^{32,33}.

The effect of all treatments, location and season on biomass yield was not significant as shown in figure 5-8. Some researchers found that enhanced N, P, K and Zn released increases grain yield, biomass and 100-seed weight³⁴.

Grain and biomass (folder) yield increase with the use of organic fertiliser application is of benefit to maize producers³³. Long term field studies show significant contribution of organic fertiliser for the sustainable soil health and soil fertility^{35,36}. Organic fertiliser is responsible for biostimulation and allow their components to interact with each other synergistically, thus, stimulating each other through physically or biologically³⁷⁻³⁹.

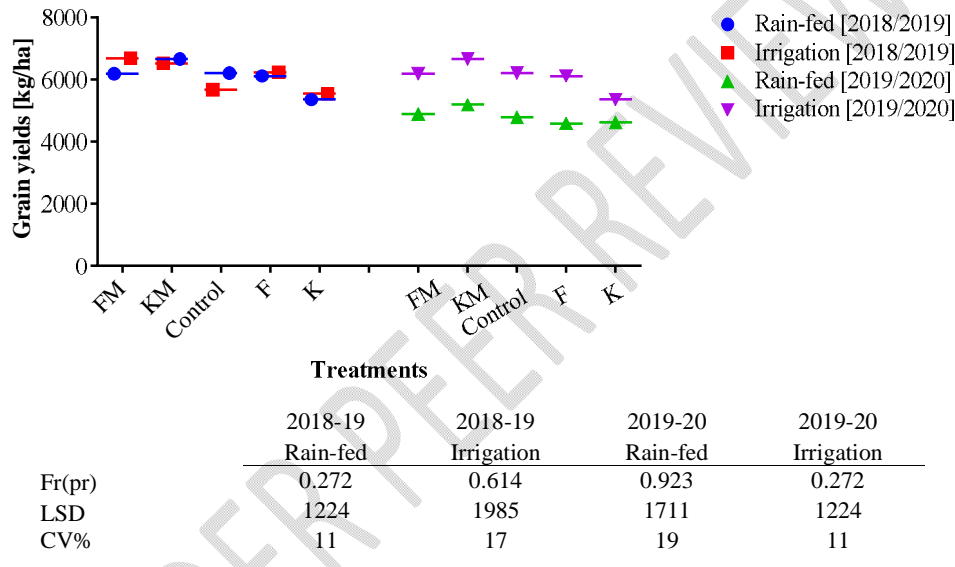
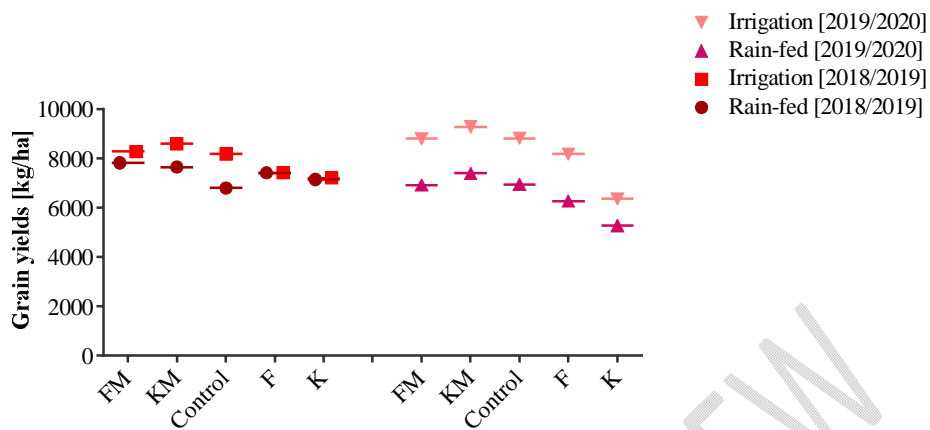
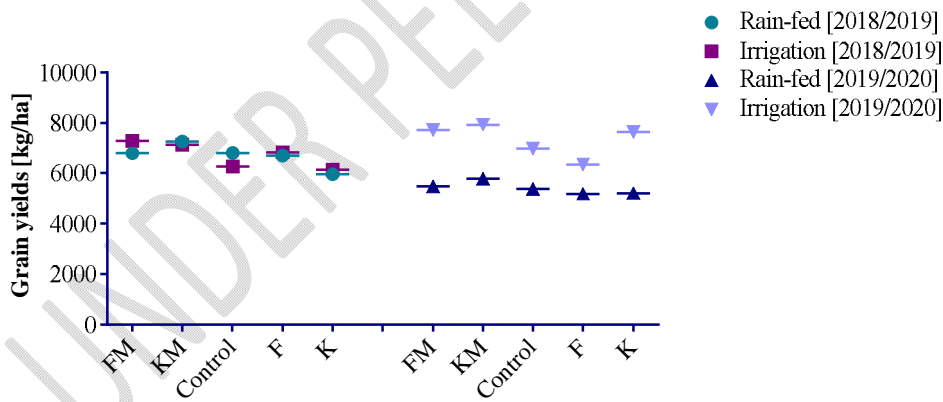


Figure 1; Effect of different fertiliser treatments on grain yield (kg/ha) at Chitedze research station in Lilongwe during 2018/2019 and 2019/2020 cropping seasons under both irrigation and rain-fed conditions



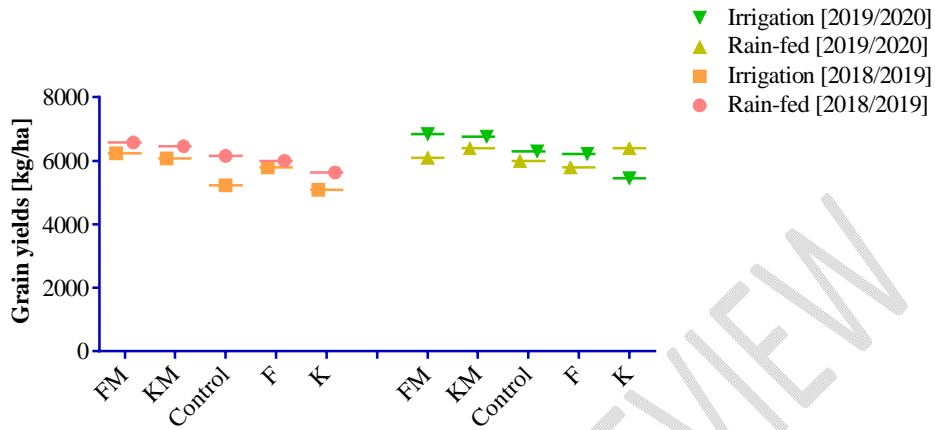
	Treatments			
	2018-19 Rain-fed	2018-19 Irrigation	2019-20 Rain-fed	2019-20 Irrigation
Fr(pr)	0.809	0.605	0.139	0.026
LSD	2108	2303	1741	1679
CV%	15	15	14	11

Figure 2; Effect of different fertiliser treatments on grain yield (kg/ha at Masaula EPA in Zomba during 2018/2019 and 2019/2020 cropping seasons under both irrigation and rain-fed conditions



	Treatments			
	2018-19 Rain-fed	2018-19 Irrigation	2019-20 Rain-fed	2019-20 Irrigation
Fr(pr)	0.272	0.614	0.923	0.71
LSD	1224	1785	1721	2011
CV%	10	16	17	14

Figure 3; Effect of different fertiliser treatments on grain yield (kg/ha) at Nachisaka EPA in Dowa during 2018/2019 and 2019/2020 cropping seasons under both irrigation and rain-fed conditions



	Treatments			
	2018-19 Rain-fed	2018-19 Irrigation	2019-20 Rain-fed	2019-20 Irrigation
Fr(pr)	0.245	0.614	0.923	0.27
LSD	907	1985	1711	1436
CV%	12	19	15	14

Figure 4; Effect of different fertiliser treatments on grain yield (kg/ha) at Santhe EPA in Kasungu during 2018/2019 and 2019/2020 cropping seasons under both irrigation and rain-fed conditions

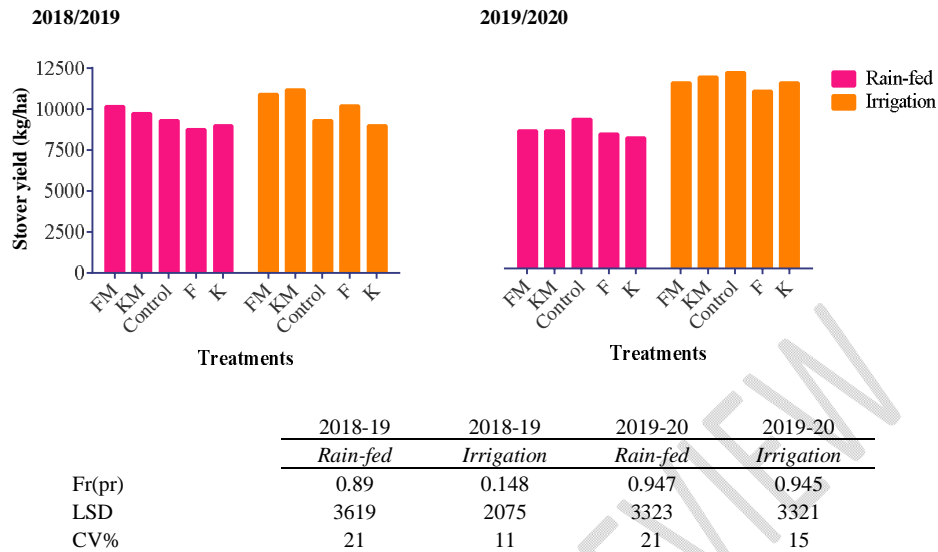


Figure 5: Effect of different fertiliser treatments on stover yield (kg/ha) at Chitedze research station during 2018/2019 and 2019/2020 cropping seasons under both irrigation and rain-fed conditions

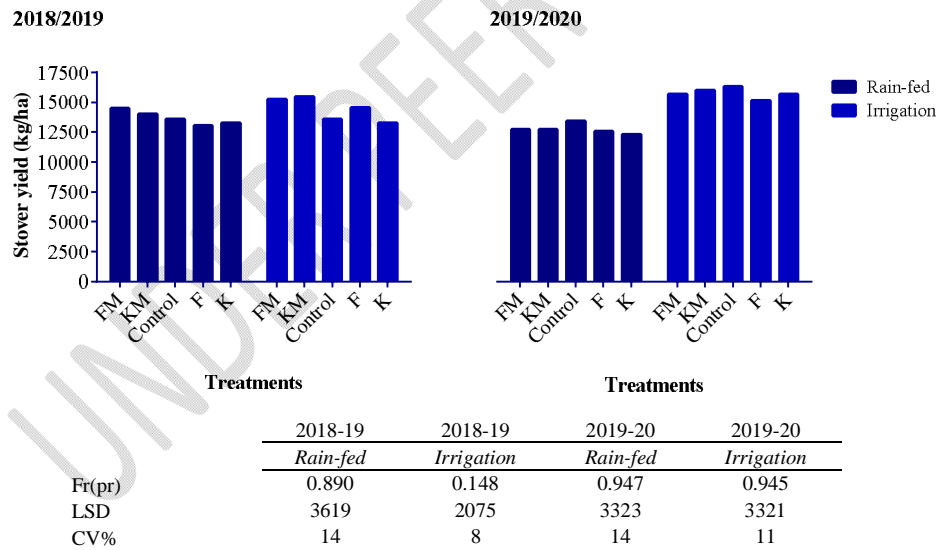
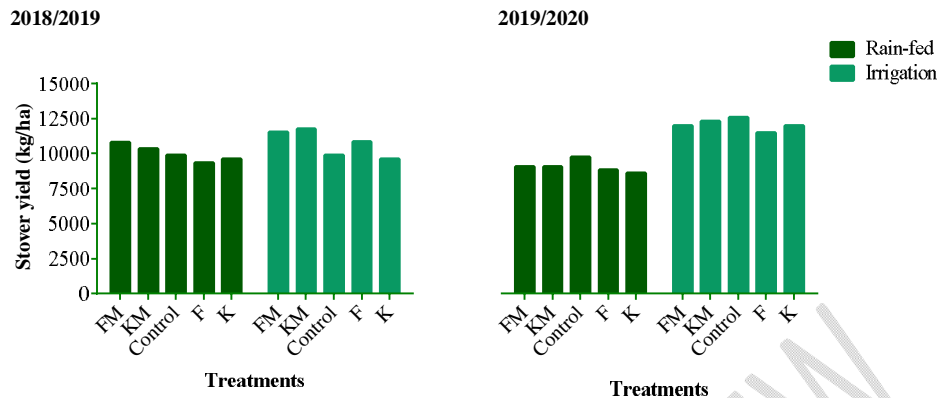
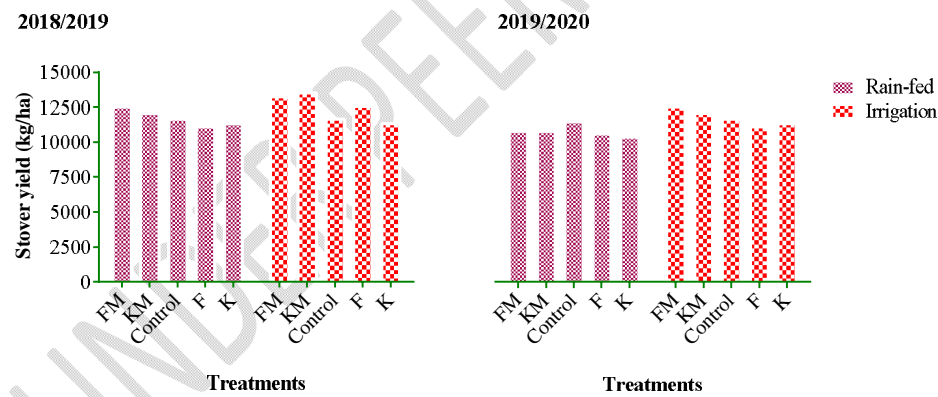


Figure 6: Effect of different fertiliser treatments on stover yield (kg/ha) at Masaula EPA in Zomba during 2018/2019 and 2019/2020 cropping seasons under both irrigation and rain-fed conditions



	2018-19	2018-19	2019-20	2019-20
	<i>Rain-fed</i>	<i>Irrigation</i>	<i>Rain-fed</i>	<i>Irrigation</i>
Fr(pr)	0.89	0.148	0.947	0.945
LSD	3619	2075	3323	3321
CV%	19	10	20	15

Figure 7: Effect of different fertiliser treatments on stover yield (kg/ha) at Nachisaka EPA in Dowa during 2018/2019 and 2019/2020 cropping seasons under both irrigation and rain-fed conditions



	2018-19	2018-19	2019-20	2019-20
	<i>Rain-fed</i>	<i>Irrigation</i>	<i>Rain-fed</i>	<i>Irrigation</i>
Fr(pr)	0.890	0.148	0.947	0.890
LSD	3619	2075	3323	3619
CV%	16	9	16	16

Figure 8: Effect of different fertiliser treatments on stover yield (kg/ha) at Santhe EPA in Kasungu during 2018/2019 and 2019/2020 cropping seasons under both irrigation and rain-fed conditions

Table 3; Effect of different fertiliser treatments on seed size (100 seed weight in grams) at Chitedze research station in Lilongwe during 2018/2019 and 2019/2020 cropping seasons under both irrigation and rain-fed conditions

Treatment	Cropping season			
	2018-19 Rain-fed	2018-19 Irrigation	2019-20 Rain-fed	2019-20 Irrigation
F	34	36	35	36
K	35	35	35	36
control	36	36	36	37
FM	37	38	36	38
KM	36	37	36	37
Grand means	35	37	36	37
Fr(pr)	0.39	0.117	0.866	0.39
LSD	2.902	2.355	2.108	2.902
CV%	4.4	3.4	3.1	4.2

Comment [i17]: Merge Tables 3-4-5-6 together and Tables 7-8-9-10 together and explain the tables separately from the figures .Because it is the same transactions and the same years in which the research was conducted

Table 4; Effect of different fertiliser treatments on seed size (100 seed weight in grams) at Masaula EPA in Zomba during 2018/2019 and 2019/2020 cropping seasons under both irrigation and rain-fed conditions

Treatment	Cropping season			
	2018-19 Rain-fed	2018-19 Irrigation	2019-20 Rain-fed	2019-20 Irrigation
F	36	35	35	38
K	37	36	36	39
control	38	37	37	39
FM	37	38	37	39
KM	36	37	36	37
Grand means	37	37	36	38
Fr(pr)	0.455	0.543	0.718	0.185
LSD	2.967	4.168	3.664	1.884
CV%	4.3	6.1	5.4	2.6

Table 5; Effect of different fertiliser treatments on seed size (100 seed weight in grams) at Nachisaka EPA in Dowa during 2018/2019 and 2019/2020 cropping seasons under both irrigation and rain-fed conditions

Treatment	Cropping season			
	2018-19 Rain-fed	2018-19 Irrigation	2019-20 Rain-fed	2019-20 Irrigation
F	35	37	36	36
K	36	36	36	37
control	37	37	37	38
FM	37	39	37	39
KM	37	38	37	38
Grand means	36	37	37	38
Fr(pr)	0.39	0.117	0.866	0.39
LSD	2.902	2.355	2.208	2.902
CV%	4.2	3.3	3.1	4.1

Table 6; Effect of different fertiliser treatments on seed size (100 seed weight in grams) at Santhe EPA in Kasungu during 2018/2019 and 2019/2020 cropping seasons under both irrigation and rain-fed conditions

Treatment	Cropping season			
	2018-19 Rain-fed	2018-19 Irrigation	2019-20 Rain-fed	2019-20 Irrigation
F	40	42	40	40
K	41	40	39	41
Control	40	38	39	40
FM	39	40	39	39
KM	37	39	38	37
Grand means	40	40	39	40
Fr(pr)	0.005	0.555	0.789	0.005
LSD	1.523	4.323	0.277	1.523
CV%	2	5.8	3.8	2

Table 7; Effect of different fertiliser treatments on shelling % at Chitedze research station in Lilongwe during 2018/2019 and 2019/2020 cropping seasons under both irrigation and rain-fed conditions

Treatment	Cropping season			
	2018-19 Rain-fed	2018-19 Irrigation	2019-20 Rain-fed	2019-20 Irrigation
F	54	69	50	63
K	61	62	50	74
Control	59	64	49	67
FM	57	65	47	47
KM	51	65	50	61
Grand means	56	65	49	65
Fr(pr)	0.827	0.903	0.999	0.873
LSD	22	17	29	32
CV%	21	14	31	26

Table 8; Effect of different fertiliser treatments on shelling % at Masaula EPA in Zomba during 2018/2019 and 2019/2020 cropping seasons under both irrigation and rain-fed conditions

Treatment	Cropping season			
	2018-19 Rain-fed	2018-19 Irrigation	2019-20 Rain-fed	2019-20 Irrigation
F	67	84	70	76
K	71	81	71	87
Control	66	93	71	87
FM	61	69	75	65
KM	68	89	57	55
Grand means	68	84	67	77
Fr(pr)	0.998	0.916	0.812	0.195
LSD	32	47	31	30
CV%	25	30	24	21

Table 9; Effect of different fertiliser treatments on shelling % at Nachisaka EPA in Dowa during 2018/2019 and 2019/2020 cropping seasons under both irrigation and rain-fed conditions

Treatment	Cropping season			
	2018-19 Rain-fed	2018-19 Irrigation	2019-20 Rain-fed	2019-20 Irrigation

F	55	69	52	64
K	62	63	52	74
Control	61	65	51	68
FM	58	66	49	62
KM	53	66	52	62
Grand means	58	66	51	66
Fr(pr)	0.829	0.896	0.999	0.885
LSD	21	16	27	30
CV%	19	13	28	24

Table 10; Effect of different fertiliser treatments on shelling % at Santhe EPA in Kasungu during 2018/2019 and 2019/2020 cropping seasons under both irrigation and rain-fed conditions

Treatment	Cropping season			
	2018-19 Rain-fed	2018-19 Irrigation	2019-20 Rain-fed	2019-20 Irrigation
F	56	60	58	56
K	58	53	58	58
control	57	54	57	57
FM	54	56	55	54
KM	49	54	58	49
Grand means	55	55	57	55
Fr(pr)	0.851	0.891	0.999	0.851
LSD	21	16	29	21
CV%	20	15	27	20

The results show that nitrogen fixing microbes, nitrifying microbes and potassium solubilising microbes (KSM) availability regulates the competitive interaction of other soil microorganisms and thus the relative increase in grain nutrient content which is in line with other studies⁴⁰⁻⁴². This is because nitrogen is an important nutrient in the soil and has implication on nutrient uptake, soil microbial diversity and general soil chemistry². The result predict that usage of low urea in mbeya organic basedfertilisers is a result of nitrifying microbes (ammonia and nitrite oxidizing microbes) which improve efficiency of urea⁴³. The efficiency is a result of fast and percentage change to nitrate without loss through ammonia or ammonium as gas².

Comment [i18]: The results suggest that nitrifying microorganisms (ammonia and nitrite oxidizing bacteria), which increase urea efficiency, are cause of reduced urea utilization in organic fertilizers based on Mbeya organic.

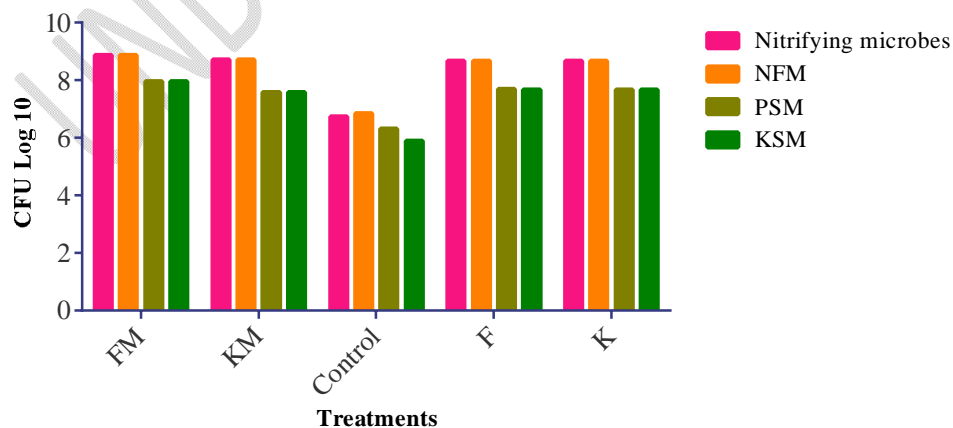


Fig. 9. Mean CFU of PGRM (nitrifying microbes, NFM, PSM) from rhizosphere of different treatments.

Grain nutrient content increase is due to microbial activity through solubilisation, oxidation, sorption, bioremediation and fixation factor⁴⁴⁻⁴⁸. Inoculation of PGRM does not only results in increased microbial biomass but has also been linked to changes in microbial community structure and increased functional diversity^{45,49-51}. Geisseler and Scow, (2014) found that microbial diversity, in terms of both species richness and evenness, was affected by application of fertiliser without integration of organic fertilisers. Increased microbial biomass and diversity are beneficial for soil quality because soil microorganisms play a key role in soil nutrient cycling and bioremediation. They accelerate the breakdown of organic substances and mineralize the organic nitrogen (N) and phosphorus (P) into plant available inorganic forms.

Comment [i19]: In addition to increasing microbial biomass, PGRM injection has been associated with altered microbial community structure and increased functional diversity

Comment [i20]: Not found in reference

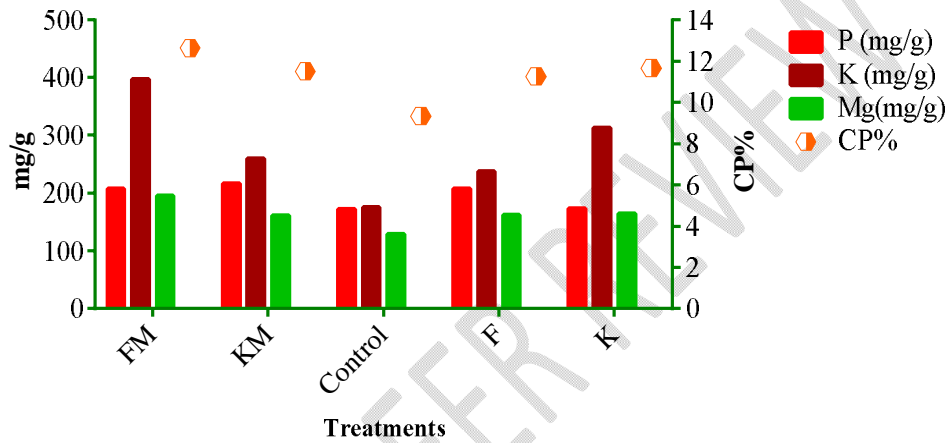


Figure 10; Mean grain nutrient content (P, K, Mg and Crude protein) in the fertilizer treatments.

Table 111; Correlation between different factors in response to the experiment

Microbes	Correlations/pvalue	Yield per ha	Nitrifying microbes	NFM	PSM	KSM	N%	P%	K%
Nitrifying	Correlations/pvalue	-0.047		1.000**	.737**	.742**	0.543**	.661**	.542**
	Sig(2-tailed)	0.777		0	0	0	0	0	0
NFM	Correlations/pvalue	-0.047	1.000*	1.000**	.737**	.742**	0.543**	.661**	.542**
	Sig(2-tailed)	0.777	0	0	0	0	0	0	0
PSM	Correlations/pvalue	-0.063	0.737	0.737	1	.999**	0.374*	0.286	.530**
	Sig(2-tailed)	0.702	0	0		0	0.019	0.078	0.001
KSM	Correlations/pvalue	-0.051	0.742	0.742	.999**	1	.380*	0.302	.526**
	Sig(2-tailed)	0.76	0	0	0		0.017	0.062	0.001
		Mg%	Ca%	Cp%	S%	Znppm	Feppm	Mnppm	Cuppm
Nitrifying	Correlations/pvalue	.787**	0.085	.543**	-0.143	-0.384	-0.155	-0.292	-0.085
	Sig(2-tailed)	0	0.737	0	0.571	0.116	0.539	0.239	0.737
NFM	Correlations/pvalue	0.787	0.085	.543**	-0.143	-0.384	-0.155	-0.292	-0.085
	Sig(2-tailed)	0	0.737	0	0.571	0.116	0.539	0.239	0.737
PSM	Correlations/pvalue	0.797	-0.195	.374*	-0.036	-0.428	0.048	-0.41	0.24
	Sig(2-tailed)	0	0.437	0.019	0.886	0.076	0.85	0.091	0.337

KSM	Correlations/pvalue	0.808	-0.186	0.380	-0.04	-0.43	0.052	-0.405	0.232
	Sig(2-tailed)	0	0.461	0.017	0.875	0.075	0.837	0.096	0.353

Conclusion

The study has found potentiality of Mbeya based organic fertilisers in maize cropping system in Malawi. In the study, characterization and evaluation of Mbeya based organic fertilisers has hope of biostimulation which help in solubilising fixed minerals using cheap and eco-friendly systems. The outcome of the study is showing positive impact of developing cheap and eco-friendly maize farming systems with high productivity.

References

- Kabwe G, Bigsby HR. Why is adoption of agroforestry stymied in Zambia? Perspectives from the ground-up Why is adoption of agroforestry stymied in Zambia? Perspectives from the ground-up. 2016;(November). doi:10.5897/AJAR2016.10952
- Wang N, Ding L, Xu H, Li H, Su J, Zhu Y. Variability in responses of bacterial communities and nitrogen oxide emission to urea fertilization among various flooded paddy soils. 2015;(January):1-11. doi:10.1093/femsec/fiv013
- H AR, I JC, A FD, J MB, C SK. Characterisation and evaluation of biochars for their application as soil amendment Opportunities and constraints for biochar technology in Australian agriculture : looking beyond carbon sequestration. 2010;(February 2015). doi:10.1071/SR10058
- Feng X, Ling N, Chen H, Zhu C, Duan Y, Peng C. Soil ionic and enzymatic responses and correlations to fertilizations amended with and without organic fertilizer in long- term experiments. *Nat Publ Gr*. 2016;(March):1-9. doi:10.1038/srep24559
- Snapp SS. Communications in Soil Science and Plant Analysis Soil nutrient status of smallholder farms in Malawi Soil Nutrient Status of Smallholder Farms. 2016;3624(May). doi:10.1080/00103629809370135
- Berge HFM, Hijbeek R, Loon MP Van, et al. Maize crop nutrient input requirements for food security in sub-Saharan Africa. *Glob Food Sec*. 2019;23(February):9-21. doi:10.1016/j.gfs.2019.02.001
- Baghdadi A, Halim RA, Ghasemzadeh A, Ramlan MF. Impact of organic and inorganic fertilizers on the yield and quality of silage corn intercropped with soybean. 2018. doi:10.7717/peerj.5280
- Ahemad M, Kibret M. Mechanisms and applications of plant growth promoting rhizobacteria: Current perspective. *J King Saud Univ - Sci*. 2014;26(1). doi:10.1016/j.jksus.2013.05.001
- Geng Y, Id GC, Wang L, Wang S. Effects of equal chemical fertilizer substitutions with organic manure on yield , dry matter , and nitrogen uptake of spring maize and soil nitrogen distribution. 2019:1-16.
- Ortiz-castro R, Contreras-cornejo HA, Macías-rodríguez L, López-bucio J. The role of microbial signals in plant growth and development. 2009;(August):701-712.
- Kavoo-mwangi AM, Kahangi EM, Ateka E, Onguso J, Jefwa JM. Integration of Commercial Microbiological Products into Soil Fertility Practices as a Potential Option for Acclimatization and Growth of TC Banana in Kenya. 2014;(August):259-271.
- Crop A, Conference S, Crop A, Society S. Best-bet soil fertility management options : The case of Malawi. 2005;7:1039-1048.
- Dubey A, Dubey DK. EVALUATION OF COST EFFECTIVE ORGANIC FERTILIZERS Archived at <http://orprints.org/17043>.
- Malviya J, Singh K, Joshi V. Effect of Phosphate Solubilizing Fungi on Growth and Nutrient Uptake of Ground nut (*Arachis hypogaea*) Plants. 2011;2(2):110-113.
- Watts DB, Torbert HA, Feng Y, Prior SA. Soil Microbial Community Dynamics as Influenced by Composted Dairy Manure , Soil Properties , and Landscape Position. 2010;175(10). doi:10.1097/SS.0b013e3181f7964f
- Tortella GR, Rubilar O, Cea M, Wulff C, Diez MC. BIOSTIMULATION OF AGRICULTURAL BIOBEDS WITH NPK FERTILIZER ON CHLORPYRIFOS DEGRADATION. 2010;10(4):464-475.
- Macouzet M, Macouzet M. Critical aspects in the conception and production of microbial plant biostimulants Critical aspects in the conception and production of microbial plant biostimulants. 2016;(July). doi:10.13140/RG.2.2.14620.69765
- Oliveira ALM, Santos OJAP, Marcelino PRF, Milani KML. Maize Inoculation with *Azospirillum brasilense* Ab-V5 Cells Enriched with Exopolysaccharides and Polyhydroxybutyrate Results in High Productivity under Low N Fertilizer Input. 2017;8(September):1-18. doi:10.3389/fmicb.2017.01873
- Carlson RR. A PRESSURE INJECTION DEVICE FOR INOCULATION OF MAIZE WITH BACTERIAL PHYTOPATHOGENS. 1979:6-9.

Comment [i21]: This study identified the potential of Mbeya-based organic fertilizers in maize cultivation systems in Malawi. Biostimulation to aid in the solubilization of solid minerals using an inexpensive and environmentally friendly system is expected in the research, characterization and evaluation of Mbeya-based organic fertilizers. Study results show positive effects of developing more productive, cost-effective and environmentally friendly maize cultivation systems

Comment [i22]: It is preferable to arrange the sources in alphabetical order ,

20. Korir H, Mungai NW, Thuita M, Hamba Y, Masso C. Co-inoculation Effect of Rhizobia and Plant Growth Promoting Rhizobacteria on Common Bean Growth in a Low Phosphorus Soil. 2017;8(February):1-10. doi:10.3389/fpls.2017.00141
21. Khan MS, Zaidi A, Ahemad M, Oves M, Wani PA. Plant growth promotion by phosphate solubilizing fungi – current perspective. 2017;0340(June). doi:10.1080/03650340902806469
22. Hussain MI, Asghar HN, Akhtar MJ, Arshad M. Impact of phosphate solubilizing bacteria on growth and yield of maize. *Soil Environ.* 2013;32(1).
23. Barary M, Kordi S, Rafie M, Mehrabi AA. Effect of Harvesting Time on Grain Yield , Yield Components , and Some Qualitative Properties of Four Maize Hybrids. 2014;3(4):1-7.
24. Phiri AT, Malola K, Mwafurirwa S, Simwaka P. Improving Maize Productivity under Rain-Fed Conditions through the Combined Use of Inorganic and Organic Fertilizer in Malawi. 2020;4(2):22-27. doi:10.9734/APRJ/2020/v4i230082
25. Lunze L. Integrated Soil Fertility Management in Bean-Based Cropping Systems of Eastern , Central and Southern Africa. 2001.
26. Innocent I, Julius O, Onome M, Okwudili NF, Ikechukwu NV, Obioha EI. Constraints of Resource Poor Farmers and Causes of Low Crop Productivity in a Changing Environment. 2009;1(6):48-53.
27. Eze S, Dougill AJ, Banwart SA, Hermans TDG, Ligowe IS, Thierfelder C. Soil & Tillage Research Impacts of conservation agriculture on soil structure and hydraulic properties of Malawian agricultural systems. *Soil Tillage Res.* 2020;201(January):104639. doi:10.1016/j.still.2020.104639
28. Mahmood F, Khan I, Ashraf U, Shahzad T. Effects of organic and inorganic manures on maize and their residual impact on soil physico-chemical properties. 2017;(March 2018). doi:10.4067/S0718-95162017005000002
29. Matiru VN, Dakora FD. Potential use of rhizobial bacteria as promoters of plant growth for increased yield in landraces of African cereal crops. 2004;3(January):1-7.
30. Suseelendra Desai. Potential microbial candidate strains for management of nutrient requirements of crops. *African J Microbiol Res.* 2012;6(17):3924-3931. doi:10.5897/AJMR12.224
31. Stella M, Halimi MS. Gluconic acid production by bacteria to liberate phosphorus from insoluble phosphate complexes. 2015;43(1):41-53.
32. Bhardwaj D, Ansari MW, Sahoo RK, Tuteja N. Biofertilizers function as key player in sustainable agriculture by improving soil fertility, plant tolerance and crop productivity. *Microb Cell Fact.* 2014;13(1). doi:10.1186/1475-2859-13-66
33. Beyranvand H, Farnia A, Nakhjavan S, Shaban M. Response of yield and yield components of maize (*Zea mays L.*) to different bio fertilizers. 2013;1(9):1068-1077.
34. Bashan Y, de-Bashan LE, Prabhu SR, Hernandez JP. Advances in plant growth-promoting bacterial inoculant technology: Formulations and practical perspectives (1998-2013). *Plant Soil.* 2014;378(1-2):1-33. doi:10.1007/s11104-013-1956-x
35. Sciences A, Arshad MF, Engineering I, Faisalabad A. Prospects of zinc solubilizing bacteria for enhancing growth of maize PROSPECTS OF ZINC SOLUBILIZING BACTERIA FOR ENHANCING. 2015;(December).
36. Moraditochae M, Amiri E, Azarpour E. Effects zeolite and their integrated bio-fertilizer and different levels of chemical nitrogen fertilizer under irrigation management on yield and yield components of Peanut (*Arachis hypogaea L.*) In north of Iran. 2012;3(11):5007-5012.
37. Qureshi MA, Shakir MA, Iqbal A, Akhtar N, Khan A. CO-INOCULATION OF PHOSPHATE SOLUBILIZING BACTERIA AND RHIZOBIA FOR IMPROVING GROWTH AND YIELD OF MUNGBEAN (*VIGNA RADIATA L.*). 2011;21(3):491-497.
38. Tarafder HK, Dey A, Dasgupta S. Co-inoculation of phosphate solubilizing bacteria and Rhizobia for improving growth and yield of mungbean (*Vigna radiata L.*). 2016;11(1):207-212.
39. Park J, Lee H, Han C, Yoo J, Yoon M. Synergistic effect of co-inoculation with phosphate- solubilizing bacteria. 2016;43(September):401-414.
40. Begum SFM, Rajesh G. IMPACT OF MICROBIAL DIVERSITY AND SOIL ENZYMATIC ACTIVITY IN DIMETHOATE AMENDED SOILS SERIES OF TAMIL NADU. 2015;4(4):1089-1097.
41. Baraúna AC, Silva K, Maria G, Pereira D, Kaminski PE. Diversity and nitrogen fixation efficiency of rhizobia isolated from nodules of *Centrolobium paraense*. 2014;(1):296-305. doi:10.1590/S0100-204X2014000400008
42. Behera BC. Diversity , mechanism and biotechnology of phosphate solubilising microorganism in mangrove — A review. 2013;(January). doi:10.1016/j.bcab.2013.09.008
43. Dil M, Oelbermann M, Xue W. An evaluation of biochar pre-conditioned with urea ammonium nitrate on maize (*Zea mays L.*) production and soil biochemical characteristics. 2014. doi:10.4141/CJSS-2014-010

44. Anastasi A, Tigni V, Varese GC. The Bioremediation Potential of Different Ecophysiological Groups of Fungi. 2013. doi:10.1007/978-3-642-33811-3
45. Sunitha K, Padma SN, Vasandha S, Anitha S. Microbial Inoculants- A Boon to Zinc Deficient Constraints in Plants : A Review. 2014;4(6):4-7.
46. Naveed S, Rehim A, Imran M, et al. Organic manures : an efficient move towards maize grain biofortification. *Int J Recycl Org Waste Agric.* 2018;7(3):189-197. doi:10.1007/s40093-018-0205-y
47. Iskander AL. Zinc and manganese sorption behavior by natural zeolite and bentonite. *Ann Agric Sci.* 2011;56(1):43-48. doi:10.1016/j.aos.2011.05.002
48. Sarfaraz Q, Silva L, Drescher G, Zafar M, Severo F. Characterization and carbon mineralization of biochars produced from different animal manures and plant residues. *Sci Rep.* 2020:1-9. doi:10.1038/s41598-020-57987-8
49. Bhattacharjee S, Sharma GD. Effect of Dual Inoculation of Arbuscular Mycorrhiza and Rhizobium on the Chlorophyll , Nitrogen and Phosphorus Contents of Pigeon Pea (*Cajanus cajan L .*). 2012;2012(December):561-564.
50. Mathivanan S, Chidambaram ALA, Sundramoorthy P, Baskaran L, Kalaikandhan R. Original Research Article Effect of Combined Inoculations of Plant Growth Promoting Rhizobacteria (PGPR) on the Growth and yield of groundnut (*Arachis hypogaea L .*). 2014;3(8):1010-1020.
51. Souza R De, Ambrosini A, Passaglia LMP. Plant growth-promoting bacteria as inoculants in agricultural soils. 2015;419:401-419.
52. Geisseler D, Scow KM. Soil Biology & Biochemistry Long-term effects of mineral fertilizers on soil microorganisms e A review. *Soil Biol Biochem.* 2014;75:54-63. doi:10.1016/j.soilbio.2014.03.023