

# Role of Active Packaging in the Food Industry: Values of Nanotechnology

## ABSTRACT:

In response to shifting consumer demands, food packaging's conventional function is continuing to change. Consumer desire for healthier, safer and good quality meals with longer shelf-life is one of the current causes that are challenging the food packaging sector to produce new and better technology packaging solutions. Therefore, Active packaging (AP) can be used to satisfy these requirements. The biggest advantage of Active packaging (AP) is less food waste because the items have a longer shelf life. Undoubtedly, active packaging is a great option for a variety of food sector applications. In the upcoming years, the commercial success of active packaging systems should be anticipated as they represent the growth of food packaging in the future. In this review, a summary of active packaging technologies, including oxygen scavenger, moisture scavenger, ethylene absorber, antioxidant-releaser, CO<sub>2</sub> emitter, and antimicrobial packaging systems are provided. In particular, reviews of scientific studies emphasizing the advantages of these technologies for certain food products are conducted. However, the development of food nano-packaging is still in its early stage, despite having numerous opportunities to enhance packaging materials and functions. Although, due to the advancements in nanotechnology there might be higher chances of enabling the creation of better active packaging. This article also discusses current breakthroughs in food nano packaging based on active nanoparticles.

**Keywords:** *Oxygen scavengers, ethylene scavengers, antimicrobial, nanomaterial*

## INTRODUCTION:

Packaging is a crucial component of the food supply chain. The main purpose of food packaging is to increase the shelf life of packaged food materials by inhibiting adverse variations brought on by chemical impurities, temperature changes, microbial spoilage, moisture, O<sub>2</sub>, external force and light as well as to maintain the safety and quality of food items from the stage of manufacturing to the end of consumption<sup>1</sup>. The noticeable shifts in customer demand and behavior that are likely to have an impact on the way we utilize as well as anticipate packaging in the upcoming years are driving innovations in packaging<sup>2</sup>.

Nanotechnology is the fabrication, modification, and characterization of items, structures, or materials with at least one dimension and a length of 1–100 nm. Additionally, nanotechnology has sparked a new technological growth by enabling a vast scope of opportunities or the creation and application of systems, materials, and structures with novel or better quality in several sectors, including food, agriculture, medicine, and others<sup>3</sup>. In order to increase shelf life, it is also possible to construct nano food packaging to release enzymes, antioxidants, antimicrobials as well as nutraceuticals. Food nanostructured ingredients and food nanosensing are the two main applications of nanotechnology in the food business<sup>4</sup>. The subject of food nanosensing improves the safety and quality of food, but nanostructured food ingredients have a broad spectrum like food packaging and food processing (Figure 1). The biggest anticipated application of nanotechnology in the food business in the near future is novel food packaging technology, as recently described by Dasgupta and others regarding its usage in the agro-food industries, as one of the quickest developing fields in nano-research<sup>5</sup>.

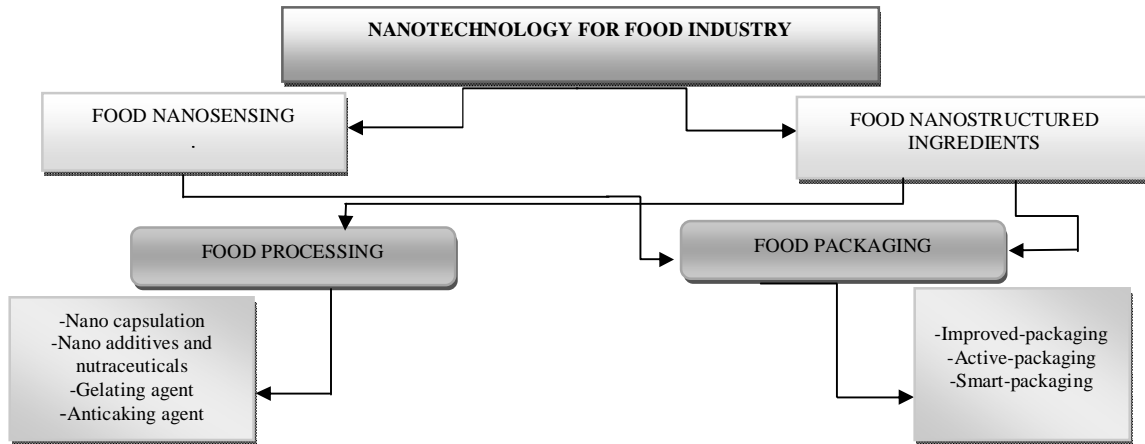


Figure 1. Use of nanotechnology in several food business sectors.

Several types of packaging materials utilized in food industry including improved packaging, active packaging, and smart packaging. The main goal of this article, however, is to give a general summary of active packaging systems which have recently been effectively used in food, emphasizing the advantages for the specific food products. The current commercialization of food packaging containing nanomaterials will also be highlighted.

**ACTIVE PACKAGING (AP):**

In AP systems, active substances like ethylene removers, water vapour absorbers, oxygen absorbers, preservatives, and others are purposefully added to packages to increase their protection function<sup>6</sup>. Active packaging systems fall into two groups: active-releasing systems (emitters) and active scavenging systems (absorbers). While the former eliminates undesirable components like odour, ethylene, CO<sub>2</sub>, O<sub>2</sub>, or moisture from the food or its environment, the latter adds substances like antimicrobials, CO<sub>2</sub>, antioxidants, flavours, ethylene, or ethanol to the packaged food or into the headspace (Fig. 2). Nanocomposites (metal NP's like copper, silver, and oxides like magnesium oxide and titanium dioxide), gas scavengers and antimicrobial film are the major components of active food packaging<sup>7</sup>.

It extends the standard packaging's capabilities to offer protection, easy to use, prolonged shelf-life and storage period. It has been said that "packing of the future will not only be a barrier but it will also interact with packaged products"<sup>8</sup>. Expert predictions have also been stated that the future of food packaging lies with the newest generations of active packaging.

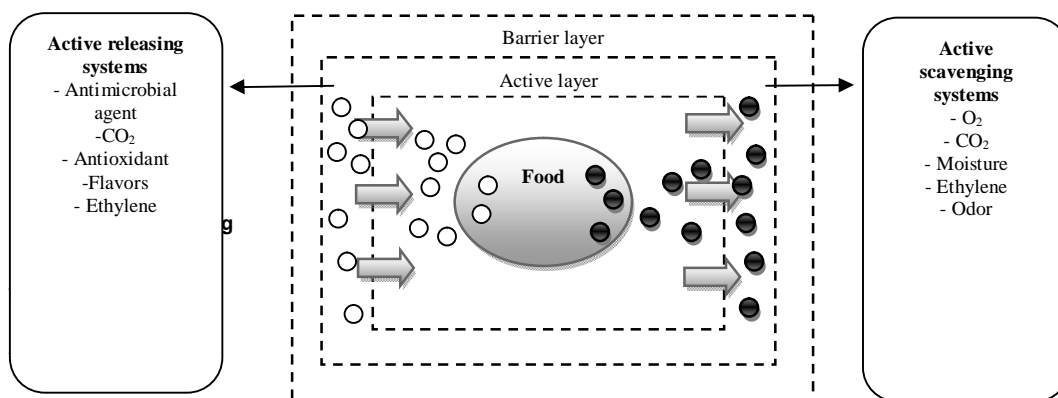


Figure 2. Active packaging systems

Active packaging, as opposed to conventional packaging materials, increases the shelf-life of food and maintains its superior quality while interacting with the internal environment and the product<sup>9</sup>. As a result, active packaging solutions ought to be viewed as a novel approach to food packaging. They interact with the packaged item, alter its surroundings, and regulate its quality all at once.

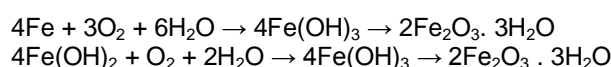
## ACTIVE PACKAGING TECHNOLOGIES:

- Oxygen scavenger (OS):** The growth of microorganisms including yeasts, aerobic bacteria, and molds, the existence of O<sub>2</sub> in food packaging hastens product degradation and the oxidation of lipid and vitamins in food. It damages nutrients in food and causes color changes, disagreeable flavors, bad odors, and unpleasant tastes<sup>10</sup>. A high level of oxygen also reduces its shelf life.

The O<sub>2</sub> in headspace gases reacts with perishable food into the package and speeds up the spoilage of various food products (e.g., spices, milk powder, sausages or meat), the breakdown of vitamins, and the rancidification of fatty foods, nuts, and oils as it encourages the growth of microbes. The remaining oxygen levels inside the package are actively reduced by oxygen scavengers.

The oxidative mode of action of the various types of OS could be either: (a) chemical, using cobalt<sup>11</sup>, ferrous or iron salts<sup>12</sup>, gallic acid, ascorbic acid, fatty acids or photosensitive dyes, (b) biological (through the use of immobilized yeast on a solid material) or (c) biochemical (using enzymes)<sup>13</sup>. Iron is therefore the most prevalent kind of OS.

As per the following general theoretical equations, water activates iron-based OS, which then scavenges oxygen:



Mu et al. (2014) have developed a nano- Fe based oxygen scavenger (Table 1). Fe-NPs incorporated with and CaCl<sub>2</sub>, NaCl and activated carbon and then filled into sachets<sup>14</sup>.

**Table 1: Oxygen-Scavenging Packaging Systems**

Active Substance	Package Material/Application	Benefit	Reference
Iron	In sachets HDPE and LLDPE films + modified kaolinite, NaCl and CaCl <sub>2</sub> , activated carbon and Fe-NPs,	Inhibition of lipid oxidation <sup>14</sup>	[14]
Iron-(II)-chloride and α-tocopherol	Nanoencapsulated polycaprolactone in fish gelatin film	Possibility of use in retortable pouches	[15]
Titanium dioxide	Placed on various polymer films Ethyl cellulose film	Possibility of packets that scavenge oxygen	[16]
Palladium, platinum	Nylon 6,6, PET, LDPE, PP	Regulate the transport of oxygen through active membrane components	[17]
Palladium	Deposited on poly (ethylene terephthalate) film	Potential use in ham and bakery products	[18]
TiO <sub>2</sub> or Alumina (Al <sub>2</sub> O <sub>3</sub> ) and ascorbate enzyme systems	TiO <sub>2</sub> -NPs, edible oils CaAsc/laccase, oleic acid, or Al <sub>2</sub> O <sub>3</sub> -NPs Coated or printed on PET films	Formulation of oxygen-scavenging ink for interior packaging surfaces	[13]

- Moisture scavengers:** The amount of moisture and the activity of the water in various types of meals are important elements impacting their quality and safety. According to Yildirim and others (2019), there are various types of moisture control strategies used in packaging, such as vacuum packaging, which involves removing the humid air from the headspace, moisture prevention (using barrier packaging), moisture reduction (by modified atmosphere packaging or MAP), which involves substituting the humid air in the headspace with dry MA gas, or and moisture elimination (by using a desiccant or absorber)<sup>19</sup>. Table 2 contains some examples of food product applications; however, pads are eliminated because they are already widely utilized in the market.

**Table 2–Moisture-Scavenging Packaging Systems<sup>20-23</sup>**

Active Substances	Package Material/Application	Food Tested	Benefit	Reference
CaCl <sub>2</sub> / sorbitol	Powder in bags/trays in the package	Mushroom	Reduction in browning index (BI 14.8) compared to control (BI 18), better product appearance, and an increase in shelf-life from 1-5 days at 10	[20]

			°C. Decreased moisture condensation inside the packaging.	
Poly (acrylic acid) sodium salt	Powder in porous "tea bag" in sealed containers	Corn	Decrease in the presence of aflatoxin	[21]
Sodium chloride	Thermoformed multilayer trays: polyethylene /foamed hygroscopic ionomer-sodium chloride/polyethylene	Strawberries and tomatoes	Control of in-package RH below 97 percent for seven days at various temperatures Water loss at 5 °C decreased from 4.5 to 1.3 g	[22]
	Thermoformed multilayer trays: Polypropylene /foamed and stretched polypropylene-Sodium chloride/PE/ethylene vinyl alcohol	Mushroom	Water loss at 5 °C decreased from 4.5 to 1.3 g	[23]

**3. Ethylene absorber:** Climacteric respiration is the major metabolic process occurring in many fruits and vegetables after harvesting<sup>24</sup>. Thereby, ethylene, a natural plant hormone, accelerates respiration, leading to maturity, softening the product tissues, and therefore accelerating senescence. On the other side, its accumulation can cause the yellowing of green vegetables and may be responsible for a number of undesirable reactions, such as the development of bitter flavors and chlorophyll degradation.

The most common agent of ethylene removal is potassium permanganate<sup>25</sup>, which oxidizes ethylene to acetate and ethanol. Due to its toxicity, however, potassium permanganate cannot be integrated into packaging material with food contact and is therefore usually applied in sachets<sup>26</sup>. Ethylene can also be removed by physical adsorption on active surfaces such as zeolite, clays, or activated carbon, which may be incorporated in packaging materials. Inorganic nanoparticles including metals such as palladium (Pd) or silver (Ag), and metal oxides, such as zinc oxide (ZnO) or titanium oxide (TiO<sub>2</sub>), have gained interest due to their attractive physicochemical properties. The authors showed that the Palladium-promoted material efficiently scavenged ethylene that was either exogenously supplied or generated by avocado or banana (Table 3).

**Table 3: Ethylene-Scavenging Packaging Systems<sup>24,27-30</sup>**

Active Substances	Package Material/Application	Food Tested	Benefit	Reference
Palladium	Zeolite	Banana and avocado	Scavenged ethylene	[27]
ZnO	Coating a poly (vinyl chloride) film	Fresh cut apples	Showed a much lower rate of fruit deterioration	[28]
TiO <sub>2</sub>	LDPE film	Strawberries	The ethylene produced by strawberries in the nano-TiO <sub>2</sub> LDPE-package was drastically reduced	[29]
Ag	Cellulose-hybrid material	Fresh cut melon	The senescence of the melon cuts was delayed, implying blockage of ethylene-mediated effects on the ripening, resulting in a lesser amount of ripe product.	[24]
Ag + Titanium dioxide	Polyethylene film (+kaolin)	Date, strawberries and bayberries	Browning with climate change were both severely hampered	[30]

**4. Antioxidant releaser:** The creation of packaging that releases antioxidants for food applications has picked up in recent years. To stop the oxidation of lipid, synthetic antioxidants like butylated hydroxyanisole and butylated hydroxytoluene are frequently employed in food packaging. On the other hand, due to potential negative effects on human health, customers today prefer to utilize foods devoid of any synthetic additives. Due to their biodegradability and safety, natural

antioxidants would be a good replacement for synthetic antioxidants<sup>31,32</sup>. Today's research focuses on adding natural antioxidants to polymer- and biopolymer-based food films<sup>33-36</sup>. Natural antioxidants like essential oils (EOs), plant extracts, tocopherols, and polyphenols, are becoming more and more popular for use in active packaging materials<sup>37, 38</sup>. Table 4 summarises a few recent advancements in this area.

**Table 4: Antioxidant- Releaser Packaging Systems**

Active Substances	Package Material/Application	Food Tested	Benefit	Reference
Butylated hydroxytoluene	LDPE film	Fresh fish	Less tissue damage, less lipid oxidation, less protein denaturation, and preserved firmness	[39]
BHA, BHT and $\alpha$ Tocopherol	PLGA film	Dry buttermilk powder and dry whole milk	An increase in oxidative stability	[40]
$\alpha$ Tocopherol	Multilayer film: LDPE/high-density polyethylene/ethylene vinyl alcohol	Whole milk powder	An increase in oxidative stability	[41]
	low-density polyethylene film	Corn oil	An increase in oxidative stability	[42]
	Poly (lactic acid) film	Soyabean oil	An increase in oxidative stability	[43]
Green tea extract	Chitosan film	Pork sausage	Improvement of color and oxidative stability	[44]
Acerola and mango pulp	Cassava starch film	Palm oil	An increase in oxidative stability	[45]

**5. Carbon dioxide emitter:** CO<sub>2</sub> positively affects the preservation of food's initial freshness and prevents the development of odor-related deterioration<sup>46</sup>. CO<sub>2</sub> is widely used in the food sector for quality preservation and increased shelf-life due to its beneficial antibacterial qualities.

For poultry, fish, fresh meat, and non-climacteric fruits, high CO<sub>2</sub> concentrations would typically be chosen to successfully inhibit the growth of microorganisms, which lengthens the lag phase and time during the logarithmic microorganism's phase through a complicated array of methods<sup>47</sup>. By incorporating CO<sub>2</sub> emitters into modified atmosphere packaging, it may be possible to boost fill levels, reduce package sizes, increase transport effectiveness, and reduce environmental impact overall. In addition to preventing packaging deformation, the release of CO<sub>2</sub> from a tailored emitter system can offset the initial storage-related CO<sub>2</sub> absorption into the food product.

The active chemicals inside the absorbent pad react when liquid is caught that is leaking out of the product, creating CO<sub>2</sub>. When the absorbent pad catches liquid that is leaking out of the product, the active chemicals inside react, releasing CO<sub>2</sub>. Table 5 summarises the carbon dioxide releaser techniques that are now present for preserving food, along with their uses and advantages for various food products.

**Table 5: Carbon dioxide emitters in packaging systems**

Packaging Method with Emitter	Food tested	Quality Parameters	Benefit	Reference
Modified atmosphere packaging (60% carbon dioxide, 40% nitrogen) and vacuum	Cod	Drip loss, microbial assay, sensory analysis	Extension of sensory and microbiological shelf-life and improvement of initial freshness	[46]
MAP (60% CO <sub>2</sub> , 40% N <sub>2</sub> )	Reindeer meat	Cooking loss, antioxidant capacity, drip loss, pH, sensory analysis, microbial analysis	Reduced drip loss (3.0 wt% in MAP packages without a carbon dioxide emitter, 1.0 wt% in MAP with a carbon dioxide emitter), and decreased growth of bacteria	[48]

MAP (100% CO <sub>2</sub> )	Chicken	Drip loss, microbial assay, pH	Increased sensory and microbiological shelf-life; 100% CO <sub>2</sub> packing made easier; less drip loss; CO <sub>2</sub> emitter	[49]
Modified atmosphere packaging (60% CO <sub>2</sub> , 40% O <sub>2</sub> )	Cod	pH, sensory drip loss, assay	At a reduced g/p ratio, sensory and microbiological shelf-life are maintained.	[50]

**6. Antimicrobial packaging systems:** The primary goal of antimicrobial packaging is to preserve and increase the shelf-life of the food item by prohibiting the microorganism growth. This could be achieved by incorporating an active substance inside the packing material or by adding a coating layer there<sup>51</sup>. Antimicrobial agents behave variably depending on the pathogenic bacteria because of different physiologies. There are two ways that an antimicrobial agent works: either by blocking a microorganism's vital metabolic processes (lactoferrin and ethylenediaminetetra acetic acid act as coupling agents of charged polymers), or by destroying the membrane structure or cell wall. Figure 3 displays several antibacterial substances that could be used in food packaging methods.

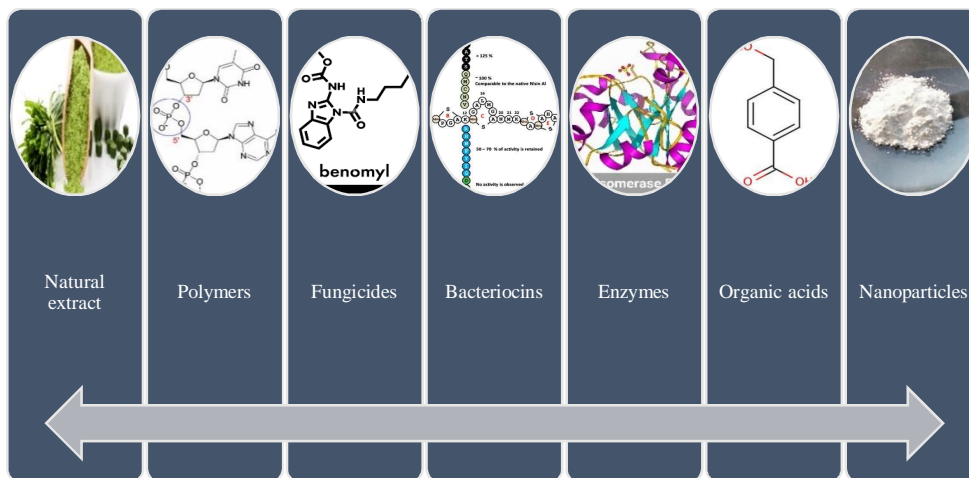


Figure 3. Various antimicrobial substances for antimicrobial active packaging systems

Nanomaterials containing Ag, TiO<sub>2</sub> and ZnO NP's have a good antimicrobial activity which is a very suitable agent for antimicrobial AP systems<sup>52</sup>. Food packaging frequently uses TiO<sub>2</sub> nanoparticles, which are not toxic to humans as well as authorized as food additives and food contact materials<sup>53</sup>. However, the stabilization of essential oils during processing, enhancement of their physicochemical qualities, and enhancement of their health-promoting benefits are all possible by using nanoencapsulation techniques. Herbs and spices offer potentially extremely useful sources of biodegradable, renewable compounds like polyphenols, which have strong antibacterial and antioxidant effects. They are therefore suitable materials to include in active food packaging<sup>54</sup>. Because of the prevention of microbial growth in various food products, essential oil-loaded biopolymeric nanocarriers in particular exhibit promising antibacterial and antioxidant activity and are appropriate material for active food packaging<sup>55</sup>.

Allyl isothiocyanate, natamycin, chlorine dioxide, glucose oxidase, triclosan, silver zeolite and silver are also often utilized as active components in commercially available antimicrobial AP systems<sup>56</sup>. In a very recent study, researchers increased the shelf life of fresh chicken held at 4°C by several polyethylene films containing TiO<sub>2</sub> and Ag nanoparticles and created as potential active packaging films. The findings showed that the most effective antimicrobial film for both gram-negative bacteria (*Escherichia coli*) and gram-positive (*Staphylococcus aureus*) was one that contained 5% Ag and 5% TiO<sub>2</sub> nanoparticles<sup>57</sup>. Ag nanoparticles and Accasellowiana extracts functionalized into nanocomposite poly (ethylene oxide) films also showed antibacterial activity against *Escherichia coli* and *Staphylococcus aureus*<sup>58</sup>. Antimicrobial nanoparticles are examined independently because the nanosize boosts or permits antimicrobial action (Table 6).

Table 6–Antimicrobial food packaging systems<sup>59-64</sup>

Active substances	Package Material/Application	Microorganisms tested	Food tested	Benefit	Reference
Silver/titanium dioxide	LLDPE/Low-density polyethylene	<i>Aspergillus flavus</i>	Cooked rice	Decrease of <i>A. flavus</i> by ten times	[59]
Ag	Polyethylene	<i>Bacillus cereus</i> , <i>Bacillus subtilis</i> , molds, yeasts	Bread	Increased shelf life by up to six days	[60]
Silver/Zinc oxide	Low-density polyethylene	<i>Listeria monocytogenes</i> , <i>Pseudomonas aeruginosa</i> and <i>Escherichia coli</i>	Chicken breast fillets	Reduction in the growth of bacteria (destruction of 99.99% of inoculated microorganisms)	[61]
Zinc oxide	Active films (based on glycerol, CaCl <sub>2</sub> and sodium alginate)	<i>Staphylococcus aureus</i> , <i>Salmonella typhimurium</i>	Poultry meat	Initial bacterial count decline	[62]
TiO <sub>2</sub>	LDPE	<i>Rhodotorula mucilaginosa</i>	Fresh pears	Reduction of more than 2 log CFU/g in mesophilic bacteria and yeasts	[63]
Copper	Polylactic acid	<i>Pseudomonas</i> spp. isolated from spoiled fiordilatte cheese	Fiordilatte cheese	Extended shelf life of up to 9 days	[64]

## CONCLUSION:

Many studies have been conducted in recent years on the development of novel active packaging technologies, resulting in a diverse range of AP systems that could be utilized to increase the shelf-life of food products. This study highlights the huge scope of AP systems as well as concludes that all active packaging technology categories examined have similar implementation challenges when applied to practical food applications. Additionally, it is evident from all the research done over the past 10 years that nanotechnology presents a lot of potential for innovative advancements in food packaging that will benefit both consumers and businesses. Even at this early level, the use of nanotechnology has shown significant benefits in enhancing the characteristics of packaging materials, and it will continue to need expenditures to finance research as well as advancements to comprehend the benefits and drawbacks of involving nanotechnology in AP packaging systems. The application of nanotechnology in the fabrication of food packaging can offer several advantages in terms of increased functional qualities. Numerous nanomaterials have been evaluated *in vitro* towards microbes, particularly those used in antimicrobial packaging solutions. However, food tests are very essential since the ingredients in food may have an impact on the action of the active substances. The efficient and effective deployment of active nanoparticles in food packaging requires broad consumer acceptance and legislative support, as well as a cost that is consistent with the value realized by the particular food product.

## NOMENCLATURE:

AP: active packaging  
 BHA: butylated hydroxyanisole  
 BHT: butylated hydroxytoluene  
 EDTA: ethylenediaminetetraacetic acid  
 EVOH: ethylene vinyl alcohol  
 HDPE: high-density polyethylene  
 LDPE: low-density polyethylene  
 LLDPE: linear low-density polyethylene  
 NP's: nanoparticles  
 MA: modified atmosphere  
 MAP: modified atmosphere packaging  
 OS: oxygen scavenger  
 PCL: polycaprolactone  
 PE: polyethylene  
 PET: poly (ethylene terephthalate)  
 PLA: polylactic acid  
 PLGA: poly (lactide-co-glycolic) acid

PP: polypropylene  
PVC: poly (vinyl chloride)

## REFERENCES

1. Rhim JW, Park HM, Ha CS. Bio-nanocomposites for food packaging applications. *Progress in Polymer Science*. 2013; 38(10-11):1629-1652.
2. Wyser Y, Adams M, Avella M, Carlander D, Garcia L, Pieper G, Rennen M, Schuermans J, Weiss J. Outlook and challenges of nanotechnologies for food packaging. *Packaging Technology and Science*. 2016; 29(12):615-648.
3. Primožič M, Knez Ž, Leitgeb M. (Bio) Nanotechnology in food science—food packaging. *Nanomaterials*. 2021; 11(2):292.
4. Singh T, Shukla S, Kumar P, Wahla V, Bajpai VK, Rather IA. Application of nanotechnology in food science: Perception and overview. *Front. Microbiol*. 2017, 8.
5. Dasgupta N, Ranjan S, Mundekkad D, Ramalingam C, Shanker R, Kumar A. Nanotechnology in agro-food: from field to plate. *Food Research International*. 2015; 69:381-400.
6. Mihindukulasuriya SD, Lim LT. Nanotechnology development in food packaging: A review. *Trends in Food Science & Technology*. 2014; 40(2):149-167.
7. Lee SY, Lee SJ, Choi DS, Hur SJ. Current topics in active and intelligent food packaging for preservation of fresh foods. *Journal of the Science of Food and Agriculture*. 2015; 95(14):2799-2810.
8. Farmer N, editor. *Trends in packaging of food, beverages and other fast-moving consumer goods (FMCG): markets, materials and technologies*. Elsevier; 2013.
9. Lopacka J, Poltorak A. Rozwiązania nanotechnologiczne w aktywnych opakowaniach żywności. *Opakowanie*. 2014; 5.
10. Firouz MS, Mohi-Alden K, Omid M. A critical review on intelligent and active packaging in the food industry: Research and development. *Food Research International*. 2021; 141:110113.
11. Damaj Z, Joly C, Guillon E. Toward new polymeric oxygen scavenging systems: formation of poly (vinyl alcohol) oxygen scavenger film. *Packaging Technology and Science*. 2015; 28(4):293-302.
12. Sänglerlaub S, Gibis D, Kirchoff E, Tittjung M, Schmid M, Müller K. Compensation of pinhole defects in food packages by application of iron-based oxygen scavenging multilayer films. *Packaging Technology and Science*. 2013; 26(1):17-30.
13. Gohil RM, Wysock WA. Designing efficient oxygen scavenging coating formulations for food packaging applications. *Packaging Technology and Science*. 2014; 27(8):609-623.
14. Mu H, Gao H, Chen H, Tao F, Fang X, Ge L. A nanosized oxygen scavenger: Preparation and antioxidant application to roasted sunflower seeds and walnuts. *Food chemistry*. 2013; 136(1):245-250.
15. Byun Y, Bae HJ, Whiteside S. Active warm-water fish gelatin film containing oxygen scavenging system. *Food Hydrocolloids*. 2012; 27(1):250-255.
16. Realini CE, Marcos B. Active and intelligent packaging systems for a modern society. *Meat science*. 2014; 98(3):404-419.
17. Janjarasskul T, Suppakul P. Active and intelligent packaging: The indication of quality and safety. *Critical reviews in food science and nutrition*. 2018; 58(5):808-831.
18. Hutter S, Rüegg N, Yildirim S. Use of palladium-based oxygen scavenger to prevent discoloration of ham. *Food Packaging and Shelf Life*. 2016; 8: 56-62.
19. Yildirim S, Röcker B, Pettersen MK, Nilsen-Nygaard J, Ayhan Z, Rutkaite R, Radusin T, Suminska P, Marcos B, Coma V. Active packaging applications for food. *Comprehensive Reviews in Food Science and Food Safety*. 2018; 17(1):165-199.
20. Ya Z, Qi-long S, Xiang-you W. Optimization of compound absorbers and its effects on MA storage characteristics of *Agaricus bisporus*. *Food Ind*. 2015; 12:47.
21. Mbugue DO, Negrini R, Nyakundi LO, Kuate SP, Bandyopadhyay R, Muiru WM, Torto B, Mezzenga R. Application of superabsorbent polymers (SAP) as desiccants to dry maize and reduce aflatoxin contamination. *Journal of food science and technology*. 2016; 53(8):3157-3165.
22. Rux G, Mahajan PV, Linke M, Pant A, Sänglerlaub S, Caleb OJ, Geyer M. Humidity-regulating trays: moisture absorption kinetics and applications for fresh produce packaging. *Food and bioprocess technology*. 2016; 9(4):709-716.
23. Rux G, Mahajan PV, Geyer M, Linke M, Pant A, Saenglerlaub S, Caleb OJ. Application of humidity-regulating tray for packaging of mushrooms. *Postharvest Biology and Technology*. 2015; 108: 102-110.
24. Fernández A, Picouet P, Lloret E. Cellulose-silver nanoparticle hybrid materials to control spoilage-related microflora in absorbent pads located in trays of fresh-cut melon. *International journal of food microbiology*. 2010; 142(1-2):222-228.
25. Smith AW, Poulston S, Rowsell L, Terry LA, Anderson JA. A new palladium-based ethylene scavenger to control ethylene-induced ripening of climacteric fruit. *Platinum Metals Review*. 2009; 53(3):112-122.
26. Brody AL, Bugusu B, Han JH, Sand CK, McHugh TH. Scientific status summary: innovative food packaging solutions. 2008.
27. Terry LA, Ilkenhans T, Poulston S, Rowsell L, Smith AW. Development of new palladium-promoted ethylene scavenger. *Postharvest Biology and Technology*. 2007; 45(2):214-220.
28. Li X, Li W, Jiang Y, Ding Y, Yun J, Tang Y, Zhang P. Effect of nano-ZnO-coated active packaging on quality of fresh-cut 'Fuji' apple. *International Journal of Food Science & Technology*. 2011; 46(9):1947-1955.
29. Luo ZS, Ye QY, Li D. Influence of nano-TiO<sub>2</sub> modified LDPE film packaging on quality of strawberry. *Modern Food Science and Technology*. 2013; 29(10):2340-2344.
30. Wang K, Jin P, Shang H, Li H, Xu F, Hu Q, Zheng Y. A combination of hot air treatment and nano-packing reduces fruit decay and maintains quality in postharvest Chinese bayberries. *Journal of the Science of Food and Agriculture*. 2010; 90(14):2427-2432.
31. Júnior LM, Vieira RP, Jamróz E, Anjos CA. Furcellaran: An innovative biopolymer in the production of films and coatings. *Carbohydrate Polymers*. 2021; 252:117221.
32. Menzel C, González-Martínez C, Chiralt A, Vilaplana F. Antioxidant starch films containing sunflower hull extracts. *Carbohydrate Polymers*. 2019; 214:142-151.
33. Wrona M, Silva F, Salafraña J, Nerín C, Alfonso MJ, Caballero MÁ. Design of new natural antioxidant active packaging: Screening flowsheet from pure essential oils and vegetable oils to ex vivo testing in meat samples. *Food Control*. 2021; 120:107536.
34. Negm NA, Abou Kana MT, Abubshait SA, Betiha MA. Effectuality of chitosan biopolymer and its derivatives during antioxidant applications. *International Journal of Biological Macromolecules*. 2020; 164:1342-1369.
35. Rodríguez GM, Sibaja JC, Espitia PJ, Otoni CG. Antioxidant active packaging based on papaya edible films incorporated with *Moringa oleifera* and ascorbic acid for food preservation. *Food hydrocolloids*. 2020; 103:105630.

36. Domínguez R, Barba FJ, Gómez B, Putnik P, Kovačević DB, Pateiro M, Santos EM, Lorenzo JM. Active packaging films with natural antioxidants to be used in meat industry: A review. *Food research international*. 2018; 113:93-101.
37. Barbosa-Pereira L, Aurrekoetxea GP, Angulo I, Paseiro-Losada P, Cruz JM. Development of new active packaging films coated with natural phenolic compounds to improve the oxidative stability of beef. *Meat Science*. 2014; 97(2):249-254.
38. Marcos B, Sárraga C, Castellari M, Kappen F, Schennink G, Arnau J. Development of biodegradable films with antioxidant properties based on polyesters containing  $\alpha$ -tocopherol and olive leaf extract for food packaging applications. *Food Packaging and Shelf Life*. 2014; 1(2):140-150.
39. Torres-Arreola W, Soto-Valdez H, Peralta E, Cárdenas-López JL, Ezquerro-Brauer JM. Effect of a low-density polyethylene film containing butylated hydroxytoluene on lipid oxidation and protein quality of Sierra fish (*Scomberomorus sierra*) muscle during frozen storage. *Journal of agricultural and food chemistry*. 2007; 55(15):6140-6146.
40. Van Aardt M, Duncan SE, Marcy JE, Long TE, O'Keefe SF, Sims SR. Release of antioxidants from poly(lactide-co-glycolide) films into dry milk products and food simulating liquids. *International journal of food science & technology*. 2007; 42(11):1327-1337.
41. Granda-Restrepo DM, Soto-Valdez H, Peralta E, Troncoso-Rojas R, Vallejo-Córdoba B, Gámez-Meza N, Graciano-Verdugo AZ. Migration of  $\alpha$ -tocopherol from an active multilayer film into whole milk powder. *Food research international*. 2009; 42(10):1396-1402.
42. Graciano-Verdugo AZ, Soto-Valdez H, Peralta E, Cruz-Zárate P, Islas-Rubio AR, Sánchez-Valdes S, Sánchez-Escalante A, González-Méndez N, González-Ríos H. Migration of  $\alpha$ -tocopherol from LDPE films to corn oil and its effect on the oxidative stability. *Food research international*. 2010; 43(4):1073-1078.
43. Manzanarez-López F, Soto-Valdez H, Auras R, Peralta E. Release of  $\alpha$ -tocopherol from poly(lactic acid) films, and its effect on the oxidative stability of soybean oil. *Journal of Food Engineering*. 2011; 104(4):508-517.
44. Siripatrawan U, Noipha S. Active film from chitosan incorporating green tea extract for shelf life extension of pork sausages. *Food hydrocolloids*. 2012; 27(1):102-108.
45. Souza CO, Silva LT, Silva JR, López JA, Veiga-Santos P, Druzian JI. Mango and acerola pulps as antioxidant additives in cassava starch bio-based film. *Journal of Agricultural and Food Chemistry*. 2011; 59(6):2248-2254.
46. Hansen AÅ, Moen B, Rødbotten M, Berget I, Pettersen MK. Effect of vacuum or modified atmosphere packaging (MAP) in combination with a CO<sub>2</sub> emitter on quality parameters of cod loins (*Gadus morhua*). *Food Packaging and Shelf Life*. 2016; 9: 29-37.
47. Kuswandi B. Active and intelligent packaging, safety, and quality controls. *Fresh-cut fruits and vegetables*. 2020: 243-94.
48. Pettersen MK, Hansen AÅ, Mielnik M. Effect of different packaging methods on quality and shelf life of fresh reindeer meat. *Packaging Technology and Science*. 2014; 27(12):987-997.
49. Holck AL, Pettersen MK, Moen MH, Sørheim O. Prolonged shelf life and reduced drip loss of chicken filets by the use of carbon dioxide emitters and modified atmosphere packaging. *Journal of food protection*. 2014; 77(7):1133-1141.
50. Hansen AÅ, Mørkøre T, Rudi K, Olsen E, Eie T. Quality changes during refrigerated storage of MAP-packaged pre-rigor fillets of farmed Atlantic cod (*Gadus morhua* L.) using traditional MAP, CO<sub>2</sub> emitter, and vacuum. *Journal of Food Science*. 2007; 72(9):M423-M430.
51. Mustafa F, Andreescu S. Nanotechnology-based approaches for food sensing and packaging applications. *RSC Adv*. 2020, 10, 19309–19336.
52. Becerril R, Nerín C, Silva F. Encapsulation systems for antimicrobial food packaging components: An update. *Molecules*. 2020, 25, 1134.
53. Chaudhary P, Fatima F, Kumar A. Relevance of nanomaterials in food packaging and its advanced future prospects. *J. Inorg. Organomet. Polym.* 2020, 30, 5180–5192.
54. Valdes A, Mellinas AC, Ramos M, Burgos N, Jimenez A, Garrigos MC. Use of herbs, spices and their bioactive compounds in active food packaging. *RSC Adv*. 2015, 5, 40324–40335.
55. Rehman A, Jafari SM, Aadil RM, Assadpour E, Randhawa MA, Mahmood S. Development of active food packaging via incorporation of biopolymeric nanocarriers containing essential oils. *Trends Food Sci. Technol.* 2020, 101, 106–121.
56. Fang Z, Zhao Y, Warner RD, Johnson SK. Active and intelligent packaging in meat industry. *Trends in Food Science & Technology*. 2017; 61:60-71.
57. Lotfi S, Ahari H, Sahraeyan R. The effect of silver nanocomposite packaging based on melt mixing and sol-gel methods on shelf life extension of fresh chicken stored at 4 °C. *J. Food Saf.* 2019, 39, e12625.
58. Sganzerla WG, Longo M, de Oliveira JL, da Rosa CG, de Lima Veeck AP, de Aquino RS, Masiero AV, Bertoldi FC, Barreto PL, Nunes MR. Nanocomposite poly(ethylene oxide) films functionalized with silver nanoparticles synthesized with *Accasellowiana* extracts. *Colloids and Surfaces A: Physicochemical and Engineering Aspects*. 2020; 602:125-125.
59. Li L, Zhao C, Zhang Y, Yao J, Yang W, Hu Q, Wang C, Cao C. Effect of stable antimicrobial nano-silver packaging on inhibiting mildew and in storage of rice. *Food chemistry*. 2017; 215:477-482.
60. MihalyCozmuta A, Peter A, MihalyCozmuta L, Nicula C, Crisan L, Baia L, Turila A. Active packaging system based on Ag/TiO<sub>2</sub> nanocomposite used for extending the shelf life of bread. *Chemical and microbiological investigations. Packaging Technology and Science*. 2015;28(4):271-284.
61. Panea B, Ripoll G, González J, Fernández-Cuello Á, Albertí P. Effect of nanocomposite packaging containing different proportions of ZnO and Ag on chicken breast meat quality. *Journal of Food Engineering*. 2014; 123:104-112.
62. Akbar A, Anal AK. Zinc oxide nanoparticles loaded active packaging, a challenge study against *Salmonella typhimurium* and *Staphylococcus aureus* in ready-to-eat poultry meat. *Food control*. 2014; 38:88-95.
63. Bodaghi H, Mostofi Y, Oromiehie A, Zamani Z, Ghanbarzadeh B, Costa C, Conte A, Del Nobile MA. Evaluation of the photocatalytic antimicrobial effects of a TiO<sub>2</sub> nanocomposite food packaging film by in vitro and in vivo tests. *LWT-Food Science and Technology*. 2013;50(2):702-706.
64. Conte A, Longano D, Costa C, Ditaranto N, Ancona A, Cioffi N, Scrocco C, Sabbatini L, Contò F, Del Nobile MA. A novel preservation technique applied to fiordilatte cheese. *Innovative Food Science & Emerging Technologies*. 2013; 19:158-165.