

Modification on Restrictive Taylor and Padé approximations

Abstract:

We review Taylor approximation (TA), Padé approximation (PA), Restrictive Taylor approximation (RTA) and Restrictive Padé approximation (RPA). After comparing these four approximation methods with two other modified approximation methods: Modified Restrictive Taylor approximation (MRTA) and Modified Restrictive Padé approximation (MRPA), we give test examples to illustrate how the modified approximations could be used. The mathematical principles behind all these approximations could be applied for the development of new computing methods.

Keywords: Taylor polynomial, Padé approximation, Restrictive Taylor approximation, Restrictive Padé approximation, Modified Restrictive Taylor approximation and Modified Restrictive Padé approximation.

1. Introduction

“The relationship between the coefficients of a series expansion and of the value of the function is both important mathematically and significant practically. It is fundamental to the study of mathematical analysis as well as to the actual calculation of mathematical models of nature in many applied sciences and engineering challenges, such as the transfer function of electrical and dynamic systems, biology, physics, chemistry, and medicine. “Padé approximant [1,2,3] is typical rational function of a given order. Under this technique, the approximant's power series agrees with the power series of the function it is approximating”. Henri Padé developed the method about 1890, although it was Georg Frobenius who initially proposed it and looked into the characteristics of rational power series approximations. This approach outperforms rational function [4]. Brezinski[5] introduced the Padé approximant, Khan[6] used the Padé -Hermite approximant, and Ysern and Lagomasino[7] demonstrated the convergence of multipoint Padé -type approximants.

Ismail and Elbarbary introduced the restrictive Taylor approximation to solve Parabolic Partial Differential Equations [8], Ismail et al. [9,10] approximated “a solution for the Convection-Diffusion equation and the KdV-Burgers equation”, and Rageh et al. [11] used “RTA to solve Gardner and KdV equations”.

Restrictive Padé approximation was used by Ismail et al. [13,14,15] to solve the Schrodinger problem and Generalized Burger's equation. Ismail [16] examines how (RPA) converges to the precise IBVP solutions of the parabolic and hyperbolic kinds. Solvability and uniqueness were introduced by Ismail [17] for both (RTA) and (RPA).

2. Classical and Restrictive Approximations

2.1 Taylor and Padé Approximations

Taylor series is a polynomial of infinite degree that can be used to represent many different functions, particular functions that are not polynomial. This means that Taylor expansion is a method through which we can convert a non-polynomial function into a polynomial function. Taylor approximation is useful and preferably to be used, since polynomials are easier to be evaluated at some particular values. It is also easier to differentiate and integrate. Then the Taylor series of a real function $f(\xi)$ about a point a is given by

$$f(\xi) = f(a) + \frac{(\xi - a)}{1!} f'(a) + \frac{(\xi - a)^2}{2!} f''(a) + \dots \quad (1)$$

where;

$a \in R$ and $f(\xi)$ is infinity differentiable function on the interval I that contains the point a .

For evaluating finite number of terms, the Taylor polynomial of degree n is defined by

$$f(\xi) = \sum_{k=0}^n \frac{(\xi - a)^k f^{(k)}(a)}{k!} + R_n \quad (2)$$

where R_n is the Lagrange remainder term given by

$$R_n(\xi) = \frac{(\xi - a)^{n+1}}{(n + 1)!} f^{(n+1)}(\xi), \quad a \leq \xi \leq \xi \quad (3)$$

So that the maximum error after n terms of Taylor expansion is the maximum value obtained from equation (3) running through all $\xi \in [a, \xi]$.

Padé Approximation approximates a function using the rational polynomials. Since the Taylor series use repeated differentiation to produce a polynomial approximation of a function then, Taylor series often cannot be used to extrapolate the function for very long before becoming rapidly diverging. Padé approximants often follow the function more closely for longer. This technique was developed around 1890 by Henri Padé (1863-1953)

For a given function $f(\xi)$ and two integers $m \geq 0$ and $n \geq 1$ the Padé approximant (PA) of order $[m/n]$ is

$$f_{[m/n]}(\xi) = \frac{a_0 + a_1\xi + a_2\xi^2 + \dots + a_m\xi^m}{b_0 + b_1\xi + b_2\xi^2 + \dots + b_n\xi^n} \quad (4)$$

Since PA are rational functions, with a denominator that does not vanish at zero, and whose series expansion matches a given series as far as possible, then its coefficients are determined from the condition

$$\begin{aligned} (b_0 + b_1\xi + b_2\xi^2 + \dots + b_n\xi^n)(c_0 + c_1\xi + c_2\xi^2 + \dots) \\ = a_0 + a_1\xi + a_2\xi^2 + \dots + a_m\xi^m + O(\xi^{m+n+1}) \end{aligned}$$

with coefficient condition $b_0 = 1$, then

$$\begin{aligned} a_0 &= c_0 \\ a_1 &= c_1 + b_1c_0 \\ a_m &= c_m + \sum_{k=1}^p b_k c_{m-k} \end{aligned}$$

where $p = \min(m, n)$, and the coefficients c_i are obtained from the expansion of the function $f(\xi)$ in Maclaurin series.

2.2 Restrictive Type Approximations

In the following pages, we describe two forms for “*Restrictive*” type approximations in which we find the restrictive parameter that gives the exact solution at a given number of points in some type of problems.

Restrictive Taylor Approximation (RTA)

Consider a function $f(x)$ defined in a neighborhood of $x = a$ and it has derivatives up to order $(n + 1)$

Constructing a function

$$RT_{n,f(x)}(x) = f(a) + \frac{(x-a)}{1!}f'(a) + \dots + \frac{(x-a)^{n-1}}{(n-1)!}f^{(n-1)}(a) + \frac{\varepsilon(x-a)^n}{n!}f^{(n)}(a) \quad (5)$$

where ε is a parameter to be determined by adding the following condition [9,10 ,11]:

$$RT_{n,f}(x_a) = f(x_a)$$

Let x_a be some points in the domain of the function f . The function $RT_{n,f}(x)$ is called restrictive Taylor approximation of order n of the function $f(x)$ at the point $x = a$. The following theorem gives the value of the remainder term of this approximation.

Assume the function $f(x)$ and its derivatives up to an order $n + 1$ are continuous in a certain neighborhood of a point. Suppose, furthermore, that x is any value of the argument from the indicated neighborhood and ε is the restrictive Taylor parameter, then there is a point ξ which lies between the points a and x such that the formula:

$$f(x) = RT_{n,f}(x) + \mathcal{R}_{n+1}(x, \varepsilon) \quad (6)$$

is true, for which

$$\mathcal{R}_{n+1}(x, \varepsilon) = \frac{\varepsilon(x-a)^{n+1}}{(n+1)!} f^{(n+1)}(\xi) - \frac{n(\varepsilon-1)^{n+1}(x-a)^{n+1}}{(n+1)!(x-\xi)} f^{(n)}(\xi) \quad (7)$$

$$\xi \in (a, x)$$

where $\mathcal{R}_{n+1}(x, 1)$ is the Taylor remainder term.

Restrictive Padé Approximation (RPA)

We construct a restrictive type of Padé approximation [13, 14] of the function $f(x)$ with a parameter yet to be determined. If it reduces the remainder term to zero, we will get the classical Padé approximation. The restrictive Padé approximation is a rational function in the form [12]:

$$RPA[m + \alpha/n]_f(x) = \frac{\sum_{i=0}^m a_i x^i + \sum_{i=1}^{\alpha} \varepsilon_i x^{m+i}}{1 + \sum_{i=1}^n b_i x^i} \quad (8)$$

where the positive integer α does not exceed the degree of the numerator,

$$\alpha = O(1)n$$

Such that

$$f(x) = RPA[m + \alpha/n]_f(x) + O(X^{m+n+1}) \quad (9)$$

and let $f(x)$ has a Maclaurin series expansion

$[\alpha/0]$		
		
		
\vdots			\ddots	\vdots	...
$[\alpha + m/0]$	$[\alpha + m/1]$	$[\alpha + m/2]$...	$[\alpha + m/n]$...
\vdots				\vdots	

Table 1 Restrictive Padé Table

Table 1 is the Restrictive Padé table for $f(x)$. The first j^{th} columns disappear when $\alpha > j - 1$. the case $\alpha = 0$ gives the classical Padé table.

The case $\alpha = 1$ gives the following selected elements of RPA table:

$$RPA[1/1]_f(x) = \frac{a_0 + a_1x}{1 + b_1x}$$

where

$$\begin{aligned} a_0 &= c_0 \\ a_1 &= \varepsilon_1 \\ b_1 &= \frac{\varepsilon_1 - c_1}{c_0} \end{aligned}$$

$$RPA[2/1]_f(x) = \frac{a_0 + a_1x + a_2x^2}{1 + b_1x}$$

where

$$\begin{aligned} a_0 &= c_0 \\ a_1 &= c_1 + \frac{c_0 + (\varepsilon_1 - c_2)}{c_1} \\ a_2 &= \varepsilon_1 \\ b_1 &= \frac{\varepsilon_1 - c_2}{c_1}, \end{aligned}$$

$$RPA[3/1]_f(x) = \frac{a_0 + a_1x + a_2x^2 + a_3x^3}{1 + b_1x}$$

where

$$\begin{aligned} a_0 &= c_0 \\ a_1 &= c_1 + \frac{c_0 + (\varepsilon_1 - c_2)}{c_1} \\ a_2 &= \varepsilon_2 + \frac{c_1(\varepsilon_1 - c_3)}{c_2} \\ a_3 &= \varepsilon_1 \\ b_1 &= \frac{\varepsilon_1 - c_3}{c_2} \end{aligned}$$

3. Concave and Convex functions

We use concave and convex to describe the shape or the curvature of the curve. The definitions concavity and convexity of a single variable function are widely used in economic theory and are also central to optimization theory. The function $f(x)$ is said to be a concave function if every line segment joining any two points on the curve of this function lie below the graph at any point. On the other hand, a function $f(x)$ is said to be convex if every line segment joining two points on the curve of the function lie above the graph at any point. See Fig. 1 below:

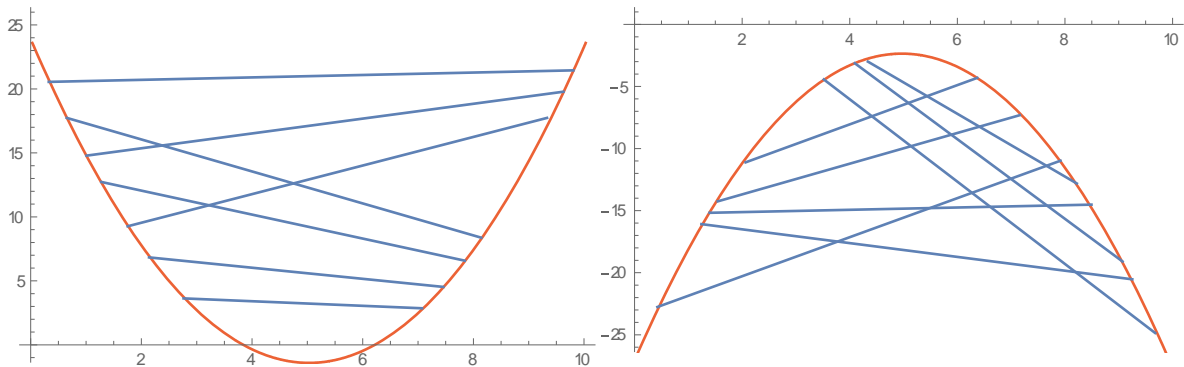


Fig. 1. Convex (on left) and Concave (on right) functions.

We can easily conclude that the graph of any differentiable concave function lies below the tangent at point x_0 , which its slope is $f'(x_0)$. Similarly, the graph of any differentiable convex function lies above the tangent at point x_0 , which its slope is $f'(x_0)$. Thus, the definition of the concave and convex function may be written as follows:

Definition:

Let f is a single variable function defined on the interval I . Then the function f is

Concave function if for all $x \in I$, all $y \in I$ and $\lambda \in [0,1]$ we have

$$f((1 + \lambda)x + \lambda y) \geq (1 + \lambda)f(x) + \lambda f(y)$$

Convex function if for all $x \in I$, all $y \in I$ and $\lambda \in [0,1]$ we have

$$f((1 + \lambda)x + \lambda y) \leq (1 + \lambda)f(x) + \lambda f(y)$$

Both convex and concave function if for all $x \in I$, all $y \in I$ and $\lambda \in [0,1]$ we have

$$f((1 + \lambda)x + \lambda y) = (1 + \lambda)f(x) + \lambda f(y)$$

Thus, the function is both convex and concave if and only if it is linear function.

In this paper our approximated functions (RTA& RPA) will be classified into either concave or convex function. We are looking forward to reducing the maximum norm error L_∞ resulting from our approximated functions (RTA& RPA) by using this classification as we will show in the next part.

4. Modification in Restrictive Taylor and Padé Approximation

After we use the restrictive approximation we find the more it converges, the larger the maximum L_∞ error norm we obtain. The new modification is to eliminate this max error and to force the absolute error to be near zero around the region that has the maximum error.

From the analysis of error and plotting of the absolute error between the function needed to be approximated and the restrictive approximation, we can classify the modification into two types according to whether the function is convex or concave.

Case 1: Convex Functions

From Fig. 2b, the RA lies above the function so the error will be negative; we add the modification term.

Figure 2(a-c): Convex Functions

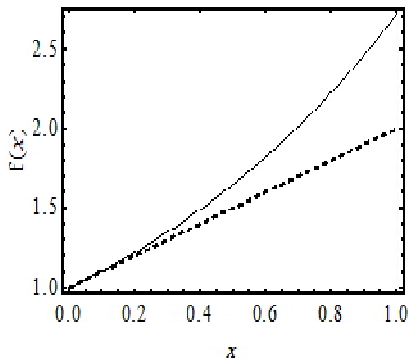


Fig. 2a

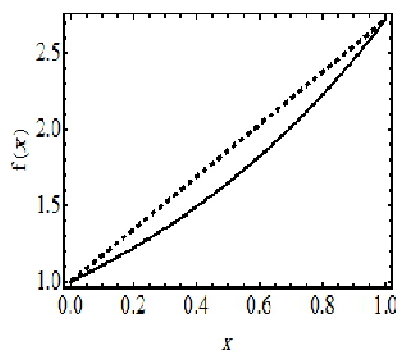


Fig. 2b

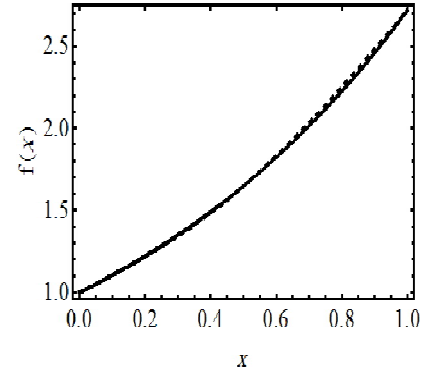


Fig. 2c

Case 2: Concave Functions

From Fig. 3b the RA lies below the function so the error will be positive; we subtract the modification term.

Figure 3(a-c): Concave Functions

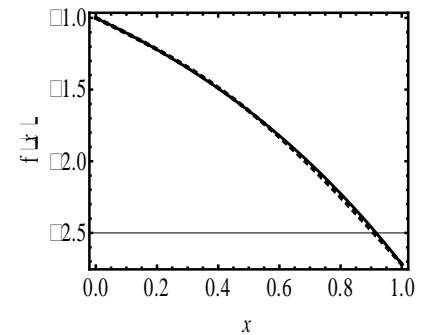
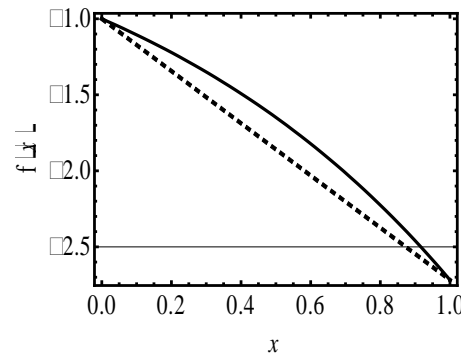
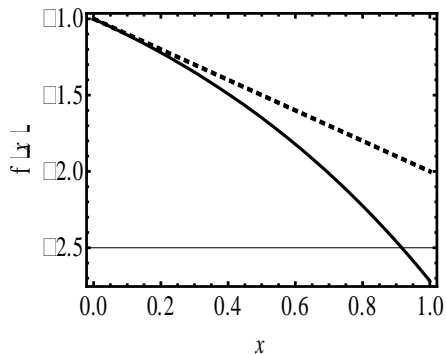


Fig. 3.a

Fig. 3.b

Fig. 3.c

We choose the modification term to satisfy three conditions:

- 1) At $x = 0$, the modification term vanish (equal zero). See point A in Fig. 4.
- 2) At the point B, the maximum error (L_∞ error norm) the modification term has maximum value and equal to the L_∞ error norm; the new approximations is used to force the error to be near zero around the point having the L_∞ error norm.
- 3) At x_a where we calculate the restrictive term the error equal to zero, so we do not need the modification term at point C in Fig. 4.

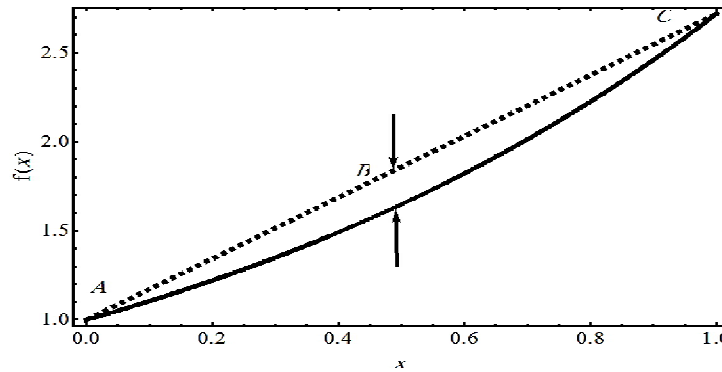


Fig. 4 Error Pints

5. Numerical Examples

In this section we introduce two examples solved by Taylor approximation (TA), Padé approximation (PA), Restrictive Taylor approximation (RTA) and Restrictive Padé approximation (RPA). Then comparing this result by the two Modified restrictive Taylor approximation (MRTA) and Restrictive Padé approximation (MRPA). Fig. 5 – 6 show the function used together with the expansions and errors.

Example 1.

$$f(x) = \exp(cx) \quad (10)$$

For $c = 1$ the restrictive terms are calculated at $x = 1$ for both RTA and RPA. We limit the expansion domain to $[0, 1]$ and plot TA, PA, RTA, RPA, MRTA and MRPA in Fig. 5. Also, the errors are in Fig. 6.

$$\begin{aligned} TA_1 &= 1 + x \\ RTA_1 &= 1 + \varepsilon x \end{aligned}$$

where ε is the restrictive term to be determined by

$$RTA_1 = 1 + 1.718281828459045x$$

$$MRTA_1 = RTA_1 - L_\infty \sin(x)$$

$$MRTA_1 = 1 + 1.718281828459045x - 0.21041964352939435 \sin(x)$$

	TA ₁	RTA ₁	MRTA ₁
L ₂	1.0915436502789486	0.488301679070951	0.039990197968343945
L _∞	0.7182818284590451	0.21041964352939435	0.02540297101555078

Table 2 Error Norm for Taylor Expansions for Example 1

$$PA_1 = \frac{1 + \frac{x}{2}}{1 - \frac{x}{2}} \quad RPA_1 = \frac{1 + \varepsilon x}{1 - b_1 x}$$

where ε is the restrictive term to be determined by

$$RPA_1 = \frac{1 + 0.5819767068693265x}{1 - 0.41802329313067355x}$$

$$MRPA_1 = RPA_1 + L_\infty \sin(x)$$

$$MRPA_1 = \frac{1 + 0.5819767068693265x}{1 - 0.41802329313067355x} + 0.02419074111857622 \sin(x)$$

	PA ₁	RPA ₁	MRPA ₁
L ₂	0.35755397907149267	0.048375725339978484	0.028051263981545418
L _∞	0.2817181715409549	0.02419074111857622	0.01522650542301296

Table 3 Error Norm for Padé Expansions for Example 1

x	TA ₁	PA ₁	RTA ₁	RPA ₁	MRTA ₁	MRPA ₁
0	0	0	0	0	0	0
0.1	0.005170918075	-0.000092239819	-0.06665726477	0.00080831831237	-0.00163401896935	-0.00666703179978944
0.2	0.021402758160	-0.000819464062	-0.12225360753	0.00315634095320	0.0014279557275782	-0.01106261991831969
0.5	0.148721270700	-0.017945395966	-0.21041964352	0.01660071187157	0.	-0.00759002924700591
0.7	0.313752707470	-0.063170369452	-0.18904457245	0.02419074111857	-0.01881150488525	0.004620020447123174
0.9	0.559603111156	-0.176760525206	-0.08685053445	0.01678450425391	-0.02182728865528	0.009309154141749154
1	0.718281828459	-0.281718171540	0	0	0	0

Table 4 Error in Example 1

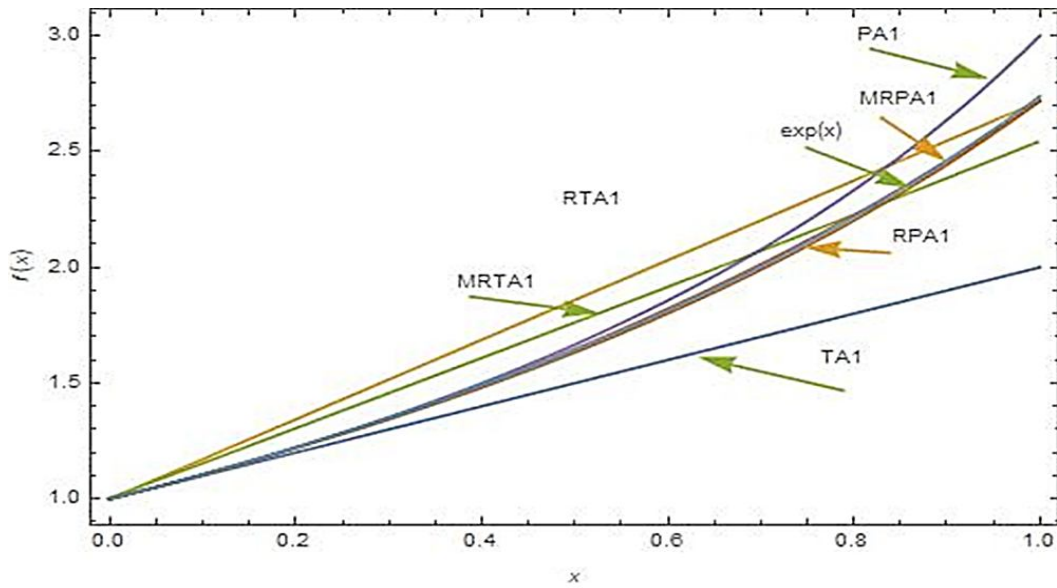


Fig. 5. Expansion of Example 1

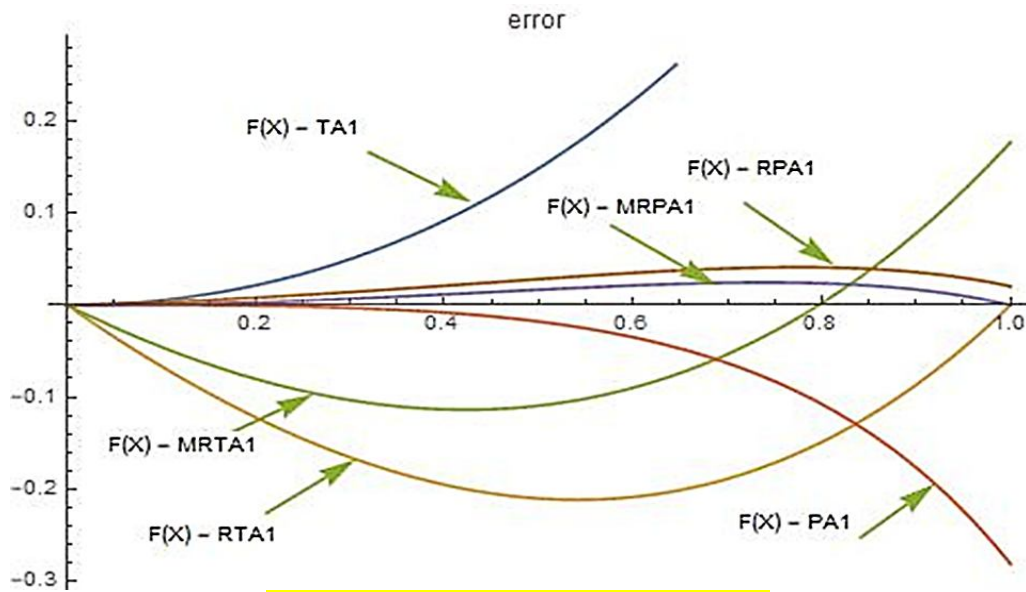


Fig. 6. The Errors in Example 1

Example 2.

$$f(x) = \sqrt{\frac{1 + \frac{1}{2}x}{1 + 2x}} \quad (11)$$

Baker and Morris [1] have shown the accurate of PA via TA in this example. We introduce a better method (RTA and RPA) with results as shown in Fig. 7 and the error in Fig. 8.

$$TA_1 = 1 - 0.75x \quad RTA_1 = 1 + \varepsilon x$$

where ε is the restrictive term to be determined by

$$RTA_1 = 1 - 0.2928932188x \quad MRTA_1 = RTA_1 - L_\infty \sin(x)$$

$$MRTA_1 = 1 - 0.2928932188x - 0.06634613154689295 \sin(x)$$

	TA ₁	RTA ₁	MRTA ₁
L ₂	0.8045311072982965	0.1522780428123673	0.02842734952458836
L _∞	0.4571067811865476	0.06634613154689295	0.016018818139471036

Table 5 Error Norm for Taylor Expansions for Example 2

	PA ₁	RPA ₁	MRPA ₁
L ₂	0.012674300329633452	0.002665666175542447	0.0001662632781343035
L _∞	0.007178933099166618	0.001204511854803969	0.00008268011675605091

Table 6 Error Norm for Padé Expansions for Example 2

$$PA_1 = \frac{1+0.875x}{1+1.625x} \quad RPA_1 = \frac{1+\varepsilon x}{1-b_1x}$$

where ε is the restrictive term to be determined by

$$RPA_1 = \frac{1 + 0.8106601718x}{1 + 1.560660172x}$$

$$MRPA_1 = RPA_1 + L_\infty \sin(x)$$

$$MRPA_1 = \frac{1 + 0.8106601718x}{1 + 1.560660172x} + 0.001204511854803969 \sin(x)$$

x	TA ₁	PA ₂	RTA ₁	RPA ₁	MRTA ₁	MRPA ₁
0	0	0	0	0	0	0
0.1	0.0104143466	-0.00006952427	-0.0352963314	0.000289534516	-0.0147942492	-0.00008268011
0.2	0.0364052604	-0.00038719240	-0.0550160958	0.000723024244	-0.0160188181	0.000015029940
0.5	0.1655694150	-0.00253403323	-0.0629839755	0.001204511854	0.003362155995	0
0.7	0.2750000000	-0.00438596491	-0.0449747468	0.000900599308	0.008700401101	-0.00007387125
0.9	0.3946229171	-0.00626540774	-0.0167731859	0.000335568246	0.003728896220	-0.00003664638
1	0.4571067811	-0.00717893309	1.11022302462 × 10 ⁻¹⁶	0	1.110223024625 × 10 ⁻¹⁶	0

Table 7 Error in Example 2

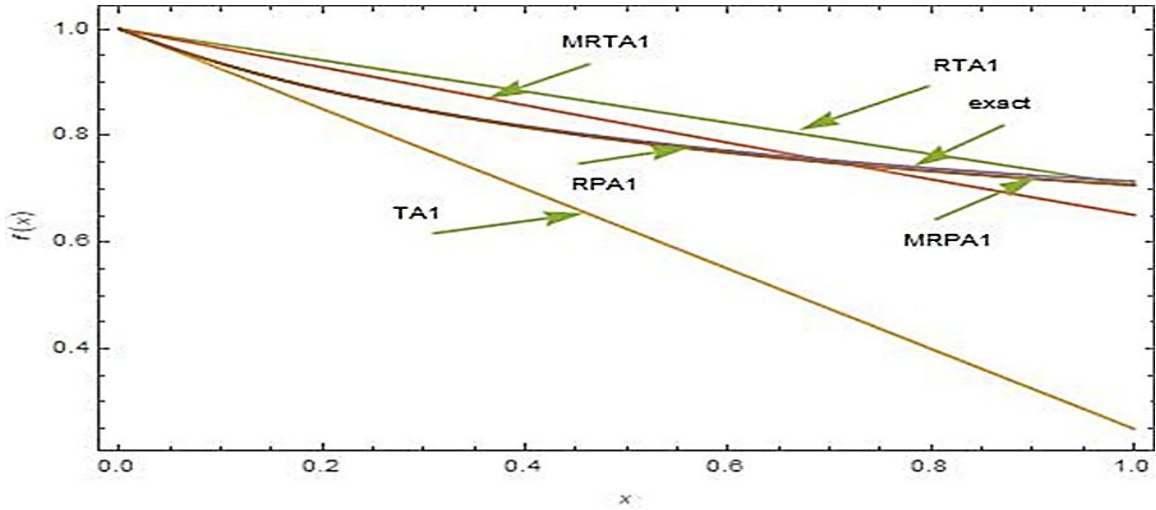


Fig.7. Expansion of Example 2

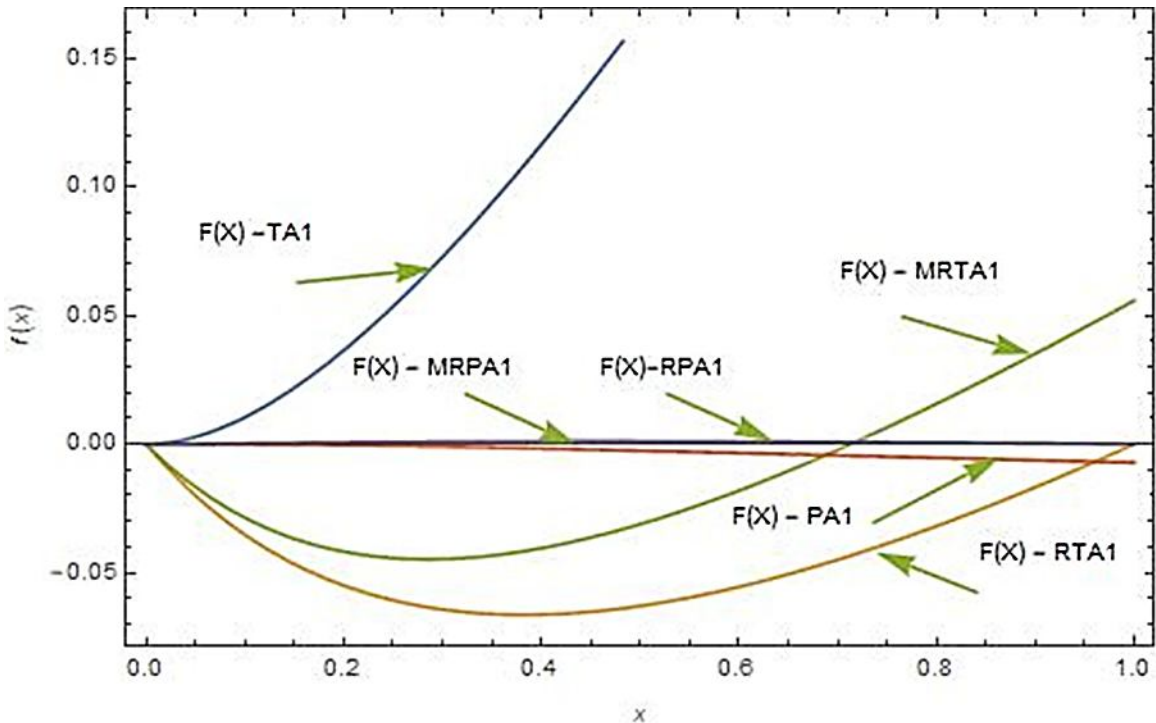


Fig.8. Errors in Example 2

6. Conclusion

The numerical examples show **better** accurate **for** Modified Restrictive Taylor approximation (MRTA) and Modified Restrictive Padé approximation (MRPA) than Restrictive Taylor approximation (RTA) and Restrictive Padé approximation (RPA). We know that TA and PA gives the exact solution at also at the point used to calculate the restrictive **term as** shown in Fig 2.b or Fig 3.b. As we show in example **1 and 2** (Fig 5,6,7 and 8) we use RTA and RPA to **force the approximation to be** close to the exact curve by

adding modified terms so that the error is close to zero. The mathematical principles behind all these approximations and their modifications could be applied for the development of new computing methods.

References

- [1] G.A. Baker, P. Graves-Morris, Padé Approximants. Part I, Encyclopedia of Mathematics and its Applications, Vol. 13, Addison-Wesley Publishing Co., 1981.
- [2] G.A. Baker, P. Graves-Morris, Padé Approximants. Part II, Encyclopedia of Mathematics and its Applications, Vol. 14, Addison-Wesley Publishing Co., 1981.
- [3] G.A. Baker Jr., Essentials of Padé Approximants, Academic Press, New York, 1975.
- [4] J.L Walsh, Padé approximants as limits of rational functions of best approximation, real domain, J. Approx. Theory, Vol. 11, (3), (1974) 225-230.
- [5] C. Brezinski, Rational Approximation to Formal Power Series, J. Approx. Theory 25, (1979) 295-317
- [6] M.A.H. Khan, High-order differential approximants, Journal of Computational and Applied Mathematics, Vol. 149,(2), (2002) 457-468.
- [7] B de la Calle Ysern, G López Lagomasino, Convergence of Multipoint Padé-type Approximants, J. Approx. Theory, Vol. 109 (2), (2001) 257-278
- [8] H.N.A.Ismail, E. M.E. Elbarbary, Restrictive Taylor approximation and Parabolic Partial Differential Equations, Int. J. Computer Math.78 (2001) 73–82.
- [9] H. N.A. Ismail, E. M. E. Elbarbary, G. S.E. Salem, Restrictive Taylor Approximation for Solving Convection – Diffusion Equation, Appl. Math.Comput. 147 (2004) 355–363 .
- [10] H. N. Ismail, T. M. Rageh, G. S. Salem, Modified approximation for the kdv-Burgers equation, Appl. Math.Comput. 234 (2014) 58–62.
- [11] T. M. Rageh, G. Salem and F. A. El-Salam, Restrictive Taylor Approximation for Gardner and KdV Equations, Int. J. Adv. Appl. Math. and Mech. 1(3) (2014) 1 – 10 .
- [12] H. N. A. Ismail, I. K. Youssef, and Tamer M. Rageh. "New approaches for Taylor and Padé approximations." International Journal of Advances in Applied Mathematics and Mechanics 2.3 (2015): 78-86.
- [13] H. N.A. Ismail, Elbarbary E. M. and Elbeetar A. A., Restrictive Padé Approximation for the Solution of Schrodinger Equation”, Int. J. Computer Math. Vol. 79 (5), (2002) 603-613.
- [14] H. N.A. Ismail, Elsady Z. and Abd Rabboh A. A., Restrictive Padé Approximation for Solution of Generalized Burger’s Equation” J. Inst. Math. & Comp. Sc. Vol. 14 No. 2, (2003) 31-35
- [15] H. N.A. Ismail, G. S.E. Salem, A. A. Abd Rabboh, Comparison Study between Restrictive Padé, Restrictive Taylor Approximations and Adomain Decomposition Methods for the Solitary Wave Solution of the General KdV Equation, Appl. Math.Comput. 167 (2005) 849–869.
- [16] H. N.A. Ismail, On the convergence of the restrictive Pade approximation to the exact solutions of IBVP of parabolic and hyperbolic types ”, Appl. Math. & Computation 162, (2005)1055-1064.
- [17] H. N.A. Ismail, Unique solvability of restrictive Pade and restrictive Taylors approximations types , Appl. Math. & Computation 152, (2004) 89-97.

