

Effect of Pruning Methods on Growth, Yield and Quality of Cherry Tomato (*Solanum lycopersicum* var. *cerasiforme*) c.v- Pusa Cherry, Roja Red & Nagamoti under polyhouse condition of Prayagraj

ABSTRACT

The experiment was conducted in the horticulture Research Farm, Department of Horticulture, Naini Agricultural Institute, Sam Higginbottom University of Agriculture Technology and Sciences, Prayagraj (UP) During July 2021- October 2021. The experiment was laid out in RBD with 8 Treatments with 3 replications. The results revealed that **T2 – (Pusa cherry + Two stem)** flowering (**30.3 days**), days to first fruit picking (**68.3 days**) and maximum number of flowers per cluster (**17.4**), number of fruit set per cluster (**14.4**), fruit yield per plant (**3.7 kg**), fruit yield per 100m² (**16.3 q**), Vitamin-C (**22.6**), TSS (**7.2**) and also maximum Benefit cost ratio (**1:4**).

Key words: *Cherry Tomato, Growth, yield, Quality.*

INTRODUCTION

Cherry Tomatoes (*Solanum lycopersicum* var. *cerasiforme*) are one of the most popular and widely grown Solanaceous fruit vegetables in the world. It is a very versatile vegetable for culinary purposes. Ripe tomato fruit is consumed fresh as salads, consumed after cooking and utilized in the preparation of a range of processed products such as puree, paste, powder, ketchup, sauce, soup and canned whole fruits. The unripe green fruits are used for pickles and are consumed after cooking. Tomatoes are important source of lycopene and vitamin 'C' and valued for their colour and flavor. Cherry tomatoes are

much sweeter than large normal tomatoes;

the cherry tomato was first cultivated in South America and eventually found its way into European and Israeli gardens. These are chock full of vitamins and minerals that promote excellent health. They are packed with vitamin C, which plays a major part in many body functions. The perfect Cherry tomato could be, first and foremost, in-season. It must be almost firm, thin, and smooth skinned. The Cherry tomato flavor will be a fine balance of sweet and tart. Like all tomatoes, the classification of Cherry tomatoes based on how they grow, as their plants generate in two different forms they


are determinate or indeterminate, Cherry tomato has several medicinal values as it promotes gastric secretion, blood purification, intestinal antiseptic, cure cancer of the mouth and sour throat, apart from improving quality of the prepared foods

It is a small garden variety of tomato which bears tasty, numerous small sized fruits in clusters along the stems and branches of the plant having chromosome number 24 (2n). Cherry tomato often called as salad tomato or grape tomato is the probable ancestor of the cultivated tomato. Cherry tomatoes range in size from a thumb tip up to the size of golf ball and can range from being spherical to slightly oblong in shape with different colours and it is used mainly for fresh consumption. It is widely cultivated in Central America when the conquistadores arrived and is distributed in California, Korea, Germany, Mexico and Florida.


Cherry tomatoes have powerful anti-cancer properties, useful against mouth cancer and sour mouth. Acidosis is quite common in our society leading to many ailments such as headache, fatigue, sleeplessness, absorption problems, arteriosclerosis, muscular aches and loss of calcium from the bones. Thus these problems can be prevented by adding tomatoes to diet as they have an alkali power.

Pruning is the process of cutting away dead or overgrown branches or

stems to promote healthy plant growth. Most plants, including trees, shrubs and garden plants like roses benefit from different methods of pruning and maintenance. Pruning at the wrong time of the year does not necessarily kill your plants, but regular improper pruning may cause damaged or weakened plants.

There are different types of pruning 

The growth, yield and quality attributes of tomato are profoundly influenced by the cultural practices like pruning and training. With the above perspectives, investigation was carried out with the following objectives.

- ✓ To find out the suitable pruning methods for maximized yield and quality of different Varieties of cherry tomato under polyhouse condition. 
- ✓ To estimate the cost of cultivation of different varieties of cherry tomato under polyhouse condition.

MATERIAL AND METHODS

The material and methods used in the present investigation include a brief description of the site of experiment, soil properties, and climate condition prevalent in the locality during the period of experiment, statistical, particulars of treatments and planting material used, are given below:

The experiment was conducted at the Horticulture Research Field.

Experiment details

The experiment entitled **Effect of Pruning Methods on Growth, Yield and Quality of Cherry Tomato (*Solanum lycopersicum* var. *cerasiforme*) c.v- Pusa Cherry, Roja Red & Nagamoti under**



polyhouse condition of Prayagraj was conducted in spring to summer season on randomized block design consisting of 9 Treatment and three replications with different varieties. 

table 1 : Treatment Details

Sl.NO	Treatments Symbols	Name of Hybrid
1	T0	Pusa cherry + Full growth
2	T1	Pusa cherry + single stem
3	T2	Pusa cherry + Two stem
4	T3	Roja red + Full growth
5	T4	Roja red + single stem
6	T5	Roja red + two stem
7	T6	Nagamoti + Full growth
8	T7	Nagamoti + Single stem
9	T8	Nagamoti + Double stem

Quality Parameters 

RESULTS AND DISCUSSION

During the present investigation, observations on various plant characteristics were recorded to evaluate the “Effect of Pruning Methods on Growth, Yield and Quality of Cherry Tomato (*Solanum lycopersicum* var. *cerasiforme*) c.v- Pusa Cherry, Roja Red & Nagamoti under polyhouse condition of Prayagraj”. The results of the investigation, regarding growth, yield and quality of cherry tomato have been presented in tables and diagrams wherever required. The findings of the experiment have been presented under the following heading. Growth, Yield and

A) Growth Parameters

The maximum plant height (cm) at last harvest was recorded in the treatment **T1 (194.7 cm)**, followed by **T7 (194 cm)** and minimum plant height (cm) at last harvest in the treatment **T6 (149 cm)**. similar results was observed by **Meena et al., (2016)**.

The maximum plant spread (cm) at last harvest was recorded in the treatment **T0 (72.3 cm)**, followed by **T3 (72.1cm)** and minimum plant spread (cm) at last harvest in the treatment **T8 (57 cm)**. Similar results were observed by **Boora et al., (2016)**.

The maximum leaf area index (cm²) at last harvest was recorded in the treatment **T1**

(**19.9 cm²**), followed by **T4 (19.2 cm)** and minimum leaf area index (cm²) at last harvest in the treatment **T6 (13 cm²)**. Similar results were observed by **Boora et al., (2016)**.

The minimum days to first flowering was recorded in the treatment **T2 (26.9 days)**, followed by **T4 (28.0 days)** and maximum days to first flowering in the treatment **T6 (36.7 days)**. Similar results were observed by **Sah et al., (2015)**.

The minimum days to 50% flowering was recorded in the treatment **T2 (30.63 days)**, followed by **T4 (32.2 days)** and maximum flowering in the treatment **T6 (36.5 days)**. Similar results were observed by **Sah et al., (2015)**.

The minimum days to first fruit picking was recorded in the treatment **T2 (68.3 days)**, followed by **T4 (70.2 days)** and maximum days first fruit picking in the treatment **T6 (74.5 days)**. Similar results were observed by **Jose et al., (2015)**.

B) Yield Parameters

The maximum number of flowers per cluster was recorded in the treatment **T2 (17.4)**, followed by **T4 (17.1)** and minimum number of flowers per cluster in the treatment **T6 (14.7)**. Similar results were observed by **Jose et al., (2015)**.

The maximum number of flowers clusters per plant was recorded in the treatment **T0 (25)**, followed by **T6 (24.3)** and minimum

number of flowers clusters per plant in the treatment **T7 (11.3)**. Similar results were observed by **Sah et al., (2016)**.

The maximum number of fruit set per cluster was recorded in the treatment **T2 (14.4)**, followed by **T4 (14.1)** and minimum number of fruit set per cluster in the treatment **T6 (12.3)**.

The maximum number of fruits per plant was recorded in the treatment **T0 (314)**, followed by **T6 (300)** and minimum number of fruits per plant in the treatment **T7 (158.7)**.

The maximum fruit girth (cm) was recorded in the treatment **T1 (9.1 cm)**, followed by **T4 (8.6 cm)** and minimum fruit girth (cm) in the treatment **T6 (5 cm)**.

The maximum fruit weight (g) was recorded in the treatment **T4 (16.7 g)**, followed by **T7 (16.3 g)** and minimum fruit weight (g) in the treatment **T6 (7.7 g)**.

The maximum fruit yield per plant (kg) was recorded in the treatment **T2 (3.7 kg)**, followed by **T4 (3.0 kg)** and minimum fruit yield per plant (kg) in the treatment **T3 (2.2 g)**. Similar results found by **Meena et al. (2016)**

The maximum fruit yield per 100m² (q) was recorded in the treatment **T2 (16.3 q)**, followed by **T4 (13.5 q)** and minimum fruit yield per 100m² (q) in the treatment **T3 (10.0 q)**.

C) Quality Parameters

The maximum TSS (°Brix) was recorded in the treatment **T2 (7.2 °Brix)**, followed by **T4 (6.8°Brix)** and minimum TSS (°Brix) in the treatment **T6 (5.6 °Brix)**.

The maximum vitamin c was recorded in the treatment **T2 (22.6)**, followed by **T4 (22.2)** and minimum vitamin c in the treatment **T6 (18.9)**.

The maximum benefit cost ratio was recorded in the treatment **T2 (1:4)**, followed by **T4 (1:3.2)** and minimum TSS (°Brix) in the treatment **T3 (1:2.1)**.

CONCLUSION

Based on this experiment it is concluded that the **treatment T2 (Pusa cherry + Two stem)** was found superior in terms of minimum days to first flowering (**26.9 days**), Days to 50% flowering (**30.3 days**), days to first fruit picking (**68.3 days**) and maximum number of flowers per cluster (**17.4**), number of fruit set per cluster (**14.4**), fruit yield per plant (**3.7 kg**), fruit yield per 100m² (**16.3 q**), Vitamin-C (**22.6**), TSS (**7.2**) and also maximum Benefit cost ratio (**1:4**).

References

- Abdel Razzak., H. Wahb-Allah., M. Ibrahim., A. Alenazi., M. Alsadon., (2018)** Response of Cherry Tomato to Irrigation Levels and Fruit Pruning under Greenhouse Conditions.
- Ansari, A.M., Sha, A. and Ahmed, E. (2011)**. Studies on rejuvenation of poor bearing citrus plants. *Prog. Agric.*, 11: 491- 494
- Aravindakshan, M. (1963)**. Effect of pruning on growth, flowering and fruit-set of guava (*Psidium guajava* L.). *Madras Agric. J.*, 50: 87
- Basu, J., Das, B., Sarkar, S., Mandal, K.K., Banik, B.C., Kundu, S., Hasan, M.A., Jha, S. and Ray, S.K. (2007)**. Studies on the response of pruning for rejuvenation of old guava orchard. *Acta. Hortic.*, (735): 303-309.
- Boora, R.S., Dhaliwal, H.S. and Arora, N.K. (2016)**. Crop regulation in guava. *Agric. Rev.*, 37(1): 1- 9.
- Brar, J.S., Thakur,A. and Arora, N.K. (2007)**. Effect of pruning intensity on fruit yield and quality of guava (*Psidium guajava* L.) cv. Sardar. *Haryana J. Hortic. Sci.*, 36(41): 65-66.
- Chandra, R. and Govind, S. (1995)**. Influence of time and intensity of pruning on growth, yield and fruit quality of guava under high-density planting. *Trop. Agric.*, 72(11):110-113.

- Crane, J. C. (1969).** The role of hormones in fruit set and development. *Hortic. Sci.*, 4: 108- 111.
- Dalal, S.R., Goliwar, V.J., Patil, S.R., Khobragade, R. I. and Dalal, N.R. (2000).** Effect of severity of pruning on growth, yield and quality of fruits of 25 years old guava cv. Sardar. *J. Soils crop.*, 10(2): 298-300. 103
- Dalal, S.R., Gonge, V.S. and Mohariya, A.D. (2004).** Standardization of pruning intensity in old guava trees cv. L- 49. *Adv. Plant Sci.*, 17(1): 283- 286
- Das, B., Nath, V., Jana, B.R., Kumar, S. and Dey, P. (2007).** Evaluation of different methods of crop regulation in guava grown under rainfed plateau conditions of eastern India. *Indian J. Hortic.*, 64(3): 294-299.
- Dhaliwal, G.S. and Sinh, G. (2004).** Effect of different pruning levels on vegetative growth, flowering and fruiting in Sardar guava. *Haryana J. Hortic. Sci.*, 33(3/4): 175-177.
- Dubey, A.K., Singh, D.B. and Dubey, N. (2001a).** Deblossoming of summer season flowering of guava (*Psidium guajava* L.) by shoot pruning. *Progress. Hortic.*, 33(2): 165- 168.
- Gomez, A.K. and Gomez, A.A. (2010).** Statistical procedures for agricultural research. 2nd edition. Wiley India Private Limited, Ansari road, Daryaganj, New Delhi. pp. 134-138.
- Jadhav, B.J., Mahurkar, V.K. and Kale, V.S. (2002).** Effect of time and severity of pruning on growth and yield of guava (*Psidium guajava* L.) cv. Sardar. *Orissa J. Hortic.*, 30(2): 83-86.
- Jagota, S.K. and Dani, H.M. (1982).** A new colorimetric technique for estimation of Vitamin C using Folin-phenol reagent. *Anal. Biochem.*, 127(1): 178-182.
- Jayswal, D.K., Sharma, D.P., Sharma, T.R., Dwivedi, A.K., Gontia, A.S. and Lal, N. (2017).** Effect of pruning intensity and nutrition on quality of guava fruit cv. Allahabad Safeda. *Int. J. Chem. Studies.*, 5(4): 483-486.
- Joshi, P., Shant, L., Pankaj, N. and Mahesh, P. (2016).** Effect of plant spacing and pruning intensity on flowering, fruiting and yield of guava (*Psidium guajava* L.) cv. Pant Prabhat. *Int.J. Agric. Sci.*, 8(7): 1064-1068. 104
- Kliewer, W.M. and Lider, L.A. (1970).** Effect of day temperature and light intensity on growth and composition of *Vitis vinifera* L. fruits. *J. American Society Hortic. Sci.*, 95:766- 769.
- Lotter De, J. V. (1990).** Vegetative and reproductive habit of the guava (*Psidium guajava* cv. Fan Retief) in relation to pruning methods. *Acta Hortic.*, 275: 27.
- Meena, K.R., Maji, S., Kumar, S. and Verma, S. (2016).** Influence of shoot pruning for crop regulation and Improving fruit yield of guava. *Bioscan.*, 11(2): 1355-1359.
- Mishra, H.K. and Pathak, R.A. (1998).** Effect of shoot pruning on crop regulation in guava (*Psidium guajava* L.) cv. L- 49 (Sardar). *Progress. Hortic.*, 30(1/2): 78-81.
- Sah, H., Lal, S. and Negi, S.S. (2017).** Effect of pruning on growth, flowering and yield in high density planting of guava. *Int. J. Pure App. Biosci.*, 5(1): 285-292.
- Sah, H., Lal, S. and Pratibha (2015). Effect of shoot pruning on growth, flowering and yield in meadow orchard of guava cv. Pant Prabhat. *Int. J. Basic Appl. Agric. Res.*, 13 (3): 395-399.