

Original Research Article

“EFFECT OF PLANT GROWTH REGULATORS ON PLANT GROWTH, YIELD AND FRUIT QUALITY OF BRINJAL”

ABSTRACT


The present investigation was carried out with title “**Effect of Plant Growth Regulators on Plant growth, Yield and Fruit quality of Brinjal (*Solanum melongena* L.)**” at the Department of Horticulture, Naini Agricultural Institute, Sam Higginbottom University of Agriculture Technology and Sciences, Prayagraj, Uttar Pradesh during the *Kharif-2021-22* with a view to determine the effect of plant growth regulators application on brinjal hybrid variety Indam Supriya for its growth, quality and yield and to work out the economics of various treatments. Under this experiment, overall 9 treatments was taken T₁ Control (water spray), T₂ (GA₃ @ 5 ppm), T₃ (GA₃ @ 10 ppm), T₄ (Salicylic acid @ 50 ppm), T₅ (Salicylic acid @ 75 ppm), T₆ (GA₃ @ 5 ppm and Salicylic acid @ 50 ppm), T₇ (GA₃ @ 10 ppm and Salicylic acid @ 50 ppm), T₈ (GA₃ @ 5 ppm and Salicylic acid @ 75 ppm) and T₉ (GA₃ @ 10 ppm and Salicylic acid @ 75 ppm). From the above experimental finding it was concluded that the treatment T₅ (Salicylic acid @ 75 ppm) was found to be the best in the terms of growth, yield and quality of brinjal, and also gave. While, the highest net return was found in the T₅ with Rs. 1,18,290 and the highest B:C ratio was found in the same with 2.3.

Comment [E1]: Fall 2022 hasn't even started yet


Keywords: Plant growth regulators, GA₃, Salicylic acid, Benefit cost ratio.

INTRODUCTION

Brinjal are horticulture crop belongs to the family *Solanaceae* bearing chromosome number $2n=2X=24$ (Karpechenko, 1925). It originated from India (Vavilov, 1935). The brinjal plants typically grow to 1–3 meters (3–10 ft) in height and have a weak stem that often sprawls over the ground and vines over other plants. Flowers are generally borne in clusters of 4 to 8 but small fruited types may have 30 to 50 flowers per cluster. Brinjal plants are dicots, day neutral and grow as a series of branching stems, with a terminal bud at the tip that does the actual

growing. Brinjal plays a major role in human nutrition, fruit contain high nutritive value constituting high amount of carbohydrates (6.4%), protein (1.3%), fat (0.3%), calcium (0.02%), phosphorus (0.02%), iron (0.0013%) and other mineral matters. Apart from this, it also contains B-carotene (34 mg), riboflavin (0.05 mg), thiamine (0.05 mg), niacine (0.5 mg) and ascorbic acid (0.9 mg) per 100 g fruit (Choudhury, 1976). Brinjal has valuable vitamins and de-cholesterolizing agent due to presence of poly-unsaturated fatty acids (Linoleic and Lenolenic acid) present in 65.1% of pulp and its seeds. Glycoalkaloids of brinjal range from 0.37 mg/100 gm of fruits. Brinjal is a warm season crop. The best fruit colour and quality is obtained at a temperature range of 13-21°C. Brinjal contribute to a healthy, well balanced diet. They are rich in minerals, vitamins, essential amino acids, sugars, dietary fibres and it has many other uses tomato seed contain 24% of oil is used as salad oil and in the manufacture of margarine. 

MATERIAL AND METHODS

The present investigation entitled “**Effect of Plant Growth Regulators on Plant growth, Yield and Fruit quality of Brinjal (*Solanum melongena* L.)**” was done to understand the effect of Plant Growth Regulators applications of GA₃ and Salicylic acid at different doses combination on fruit growth, yield and quality of brinjal hybrid variety Indam Supriya. The details of the materials used and the procedures adopted in the investigation, which was carried out at Horticultural Research Farm (HRF), Department of Horticulture, Naini Agricultural Institute, Sam Higginbottom University of Agriculture, Technology and Sciences (SHUATS), Prayagraj during the *Kharif* season of 2021. All types of facilities necessary for cultivation of successful crop including field preparation, inputs, irrigation facilities and labours were provided from the Department of Horticulture, Naini Agricultural Institute, Sam Higginbottom University of Agriculture, Technology and Sciences, Prayagraj, U.P. Prayagraj falls in central plain sub-zone of Agro-climatic zone V (*Source: Perspective and Strategic Plan (SPSP) for IWMP of Uttar Pradesh, Department of Land Development and Water Resources, Government of U.P.*). Naini is situated between the parallels of 20° 33' 40'' to 21° .50' N latitude and 73° 27' 58'' and 73° 56' 36'' E longitude. The climate of this area is tropical characterized by fairly hot summer, moderately cold winter with humid and warm monsoon. The rainfall of this region is heavy and normally received from June to September. Most of the precipitation is received through south -west advancing monsoon, concentrating in the months of July and August. 

Comment [E2]: This is the nutritional value of Brinjal..... Where are the rest of the components of the introduction such as the problem or problems related to the crop..... and the role of growth regulators in solving these problems.and some research and references that used growth regulators to solve similar problems..... Finally, the aim of the research

Comment [E3]: I went a long way in describing the farm of the Horticultural Research Institute..... and forgot to describe the experiment that I carried out, the measurements and estimates I took, and how those measurements were made.....And which references did you use?

RESULT AND DISCUSSION

Plant height (cm)

The results pertaining to the effect of foliar application of micronutrients on plant height of tomato at 30, 60 DAT and at harvest are presented in Table 1

Comment [E4]: Micronutrients or growth regulators

Comment [E5]: You like tomatoes....so you forgot the Brinjal

1.1 Plant height at 30 DAT

The height of plant significantly varied among different treatment combinations. The mean Plant height at 30 DAT was observed to be 23.78 cm. The C.V. for plant height at 30 DAT was observed to be 5.40, while S.E.(m) was 1.05. The maximum plant height (24.92 cm) at 30 DAT was observed with treatment T₇ (GA₃ @ 10 ppm and Salicylic acid @ 50 ppm) followed by T₉ (GA₃ @ 10 ppm and Salicylic acid @ 75 ppm) with 24.58 cm. Minimum plant height (21.78 cm) was observed in T₁ (control), while the remaining treatments were moderate in their growth habit.

4.1.2 Plant height at 60 DAT

The height of plant significantly varied among different treatment combinations. The mean Plant height at 60 DAT was observed to be 37.55 cm. The C.V. for plant height at 60 DAT was observed to be 4.12, while S.E.(m) was 1.26. The maximum plant height (39.50 cm) at 60 DAT was observed with treatment T₇ (GA₃ @ 10 ppm and Salicylic acid @ 50 ppm) followed by T₈ (GA₃ @ 5 ppm and Salicylic acid @ 75 ppm) with 39.33 cm. Minimum plant height (35.13 cm) was observed in T₄ (Salicylic acid @ 50 ppm), while the remaining treatments were moderate in their growth habit.

4.1.3 Plant height at harvest

The height of plant significantly varied among different treatment combinations. The mean Plant height at harvest was observed to be 62.29 cm. The C.V. for plant height at harvest was observed to be 2.29, while S.E.(m) was 1.17. The maximum plant height (66.83 cm) at harvest was observed in treatment T₇ (GA₃ @ 10 ppm and Salicylic acid @ 50 ppm) followed by T₉ (GA₃ @ 10 ppm and Salicylic acid @ 75 ppm) with 63.83 cm. Minimum plant height (59.48 cm) was observed in T₁ (control), while the remaining treatments were moderate in their growth habit.

Table 1 Effect of plant growth regulators on plant height (cm) of the brinjal.

| Treatment Notation | Treatment details | 30 DAT | 60 DAT | At Harvest |
|--------------------|--|--------------|--------------|--------------|
| T ₁ | Control (water) | 21.78 | 35.17 | 59.48 |
| T ₂ | GA ₃ @ 5 ppm | 24.31 | 39.29 | 62.25 |
| T ₃ | GA ₃ @ 10 ppm | 23.00 | 35.67 | 60.67 |
| T ₄ | Salicylic acid @ 50 ppm | 23.75 | 35.13 | 60.33 |
| T ₅ | Salicylic acid @ 75 ppm | 23.75 | 36.79 | 60.58 |
| T ₆ | GA ₃ @ 5 ppm and Salicylic acid @ 50 ppm | 23.54 | 38.25 | 62.92 |
| T ₇ | GA ₃ @ 10 ppm and Salicylic acid @ 50 ppm | 24.92 | 39.50 | 66.83 |
| T ₈ | GA ₃ @ 5 ppm and Salicylic acid @ 75 ppm | 24.36 | 39.33 | 63.75 |
| T ₉ | GA ₃ @ 10 ppm and Salicylic acid @ 75 ppm | 24.58 | 38.83 | 63.83 |
| | Mean | 23.78 | 37.55 | 62.29 |
| | 'F' Test | NS | S | S |
| | C.V. | 5.40 | 4.12 | 2.29 |
| | S.E.(m) | 1.05 | 1.26 | 1.17 |
| | C.D. at 5% | 2.22 | 2.68 | 2.48 |

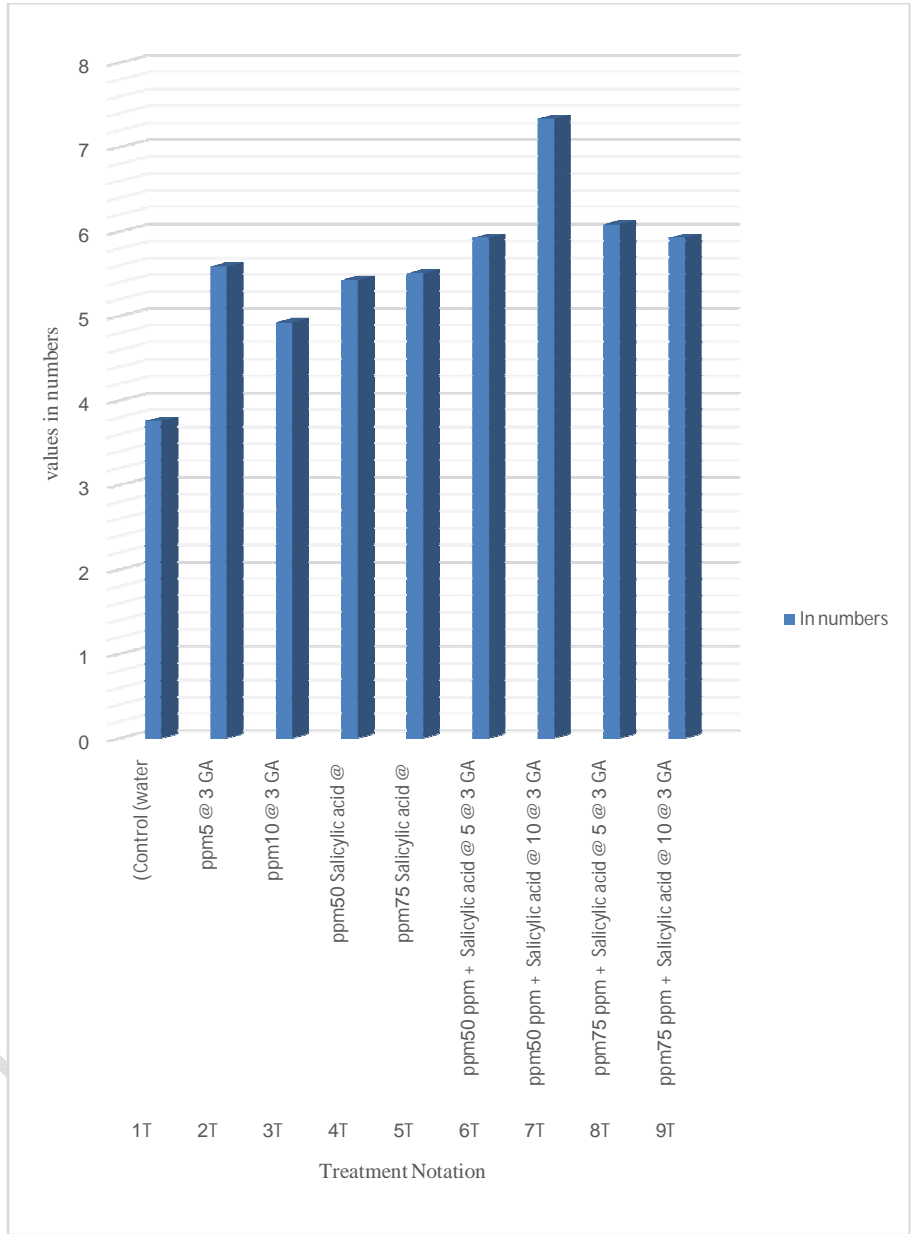


Fig. 1 Effect of PGRs on number of branches per plant of the brinjal.

Days to first fruit picking

The results related to days to first fruit picking varied significantly among different treatments and is presented in table 2 and graphically represented in fig. 1.

The mean value for days to first fruit picking was observed to be 84.71 days, its C.V. was found to be 3.48, while S.E.(m) was observed to be 2.41. Among the foliar application of PGRs the minimum days to first fruit picking was seen in T₁ (GA₃ @ 5 ppm) with 79.58 days, followed by T₉ (GA₃ @ 10 ppm and Salicylic acid @ 75 ppm) with 82.25 days whereas maximum days to first fruit picking 92.00 days was recorded in T₇ (GA₃ @ 10 ppm and Salicylic acid @ 50 ppm).

Table 2 Effect of plant growth regulators on days to first fruit picking of brinjal.

| Treatment Notation | Treatment details | In days |
|--------------------|--|--------------|
| T ₁ | Control (water) | 88.50 |
| T ₂ | GA ₃ @ 5 ppm | 79.58 |
| T ₃ | GA ₃ @ 10 ppm | 85.58 |
| T ₄ | Salicylic acid @ 50 ppm | 84.50 |
| T ₅ | Salicylic acid @ 75 ppm | 82.42 |
| T ₆ | GA ₃ @ 5 ppm and Salicylic acid @ 50 ppm | 84.50 |
| T ₇ | GA ₃ @ 10 ppm and Salicylic acid @ 50 ppm | 92.00 |
| T ₈ | GA ₃ @ 5 ppm and Salicylic acid @ 75 ppm | 83.08 |
| T ₉ | GA ₃ @ 10 ppm and Salicylic acid @ 75 ppm | 82.25 |
| | Mean | 84.71 |
| | 'F' Test | S |
| | C.V. | 3.48 |
| | S.E.(m) | 2.41 |
| | C.D. at 5% | 5.11 |

4.10 Average Yield per plant (kg/plant)

Yield of brinjal fruit per plant under different treatment combination is presented in Table 3 and graphically illustrated in Fig. 2. The data contained in the table reveals that the average yield per plant was significantly influenced by foliar application of micronutrients and their interaction.

Comment [E6]: Again...

The mean value for fruit yield per plant is observed to be 1.01 kg/plant, C.V. was found to be 13.90 and its S.E.(m) was found to be 0.12. The maximum average yield per plant (1.27 kg/plant) were recorded in treatment T₉ (GA₃ @ 10 ppm and Salicylic acid @ 75 ppm) followed by T₇ (GA₃ @ 10 ppm and Salicylic acid @ 50 ppm) i.e., 1.17 kg/plant and the lowest average yield per plant (0.42 kg/plant) were observed in T₁ (Control).

Table 3 Effect of plant growth regulators on Average Yield per plant of brinjal.

| Treatment Notation | Treatment details | In Kg/plant |
|--------------------|--|--------------|
| T ₁ | Control (water) | 0.42 |
| T ₂ | GA ₃ @ 5 ppm | 1.12 |
| T ₃ | GA ₃ @ 10 ppm | 1.01 |
| T ₄ | Salicylic acid @ 50 ppm | 1.11 |
| T ₅ | Salicylic acid @ 75 ppm | 1.18 |
| T ₆ | GA ₃ @ 5 ppm and Salicylic acid @ 50 ppm | 0.89 |
| T ₇ | GA ₃ @ 10 ppm and Salicylic acid @ 50 ppm | 1.17 |
| T ₈ | GA ₃ @ 5 ppm and Salicylic acid @ 75 ppm | 0.98 |
| T ₉ | GA ₃ @ 10 ppm and Salicylic acid @ 75 ppm | 1.27 |
| | Mean | 1.01 |
| | 'F' Test | S |
| | C.V. | 13.90 |
| | S.E.(m) | 0.12 |

| | |
|-------------------|-------------|
| C.D. at 5% | 0.24 |
|-------------------|-------------|

4.11 Total soluble solid (⁰Brix)

From the data presented in table 4 and graphically represented fig. 3 it is clear that the T.S.S. (⁰Brix) content among different treatments varied significantly. The mean value of T.S.S. was observed to be [.....]. C.V. was recorded to be 1.54, while S.E.(m) was 0.06. The maximum T.S.S. (4.73 ⁰Brix) was observed in treatment T₇ (GA₃ @ 10 ppm and Salicylic acid 50 ppm) followed by T₈ (GA₃ @ 5 ppm and Salicylic acid 75 ppm) with 4.72 ⁰Brix. The minimum T.S.S. (4.34 ⁰Brix) was noticed in treatment T₁ (Control).

Comment [E7]: what

Table 4 Effect of plant growth regulators on Total soluble solid of brinjal.

| Treatment Notation | Treatment details | In ⁰ Brix |
|--------------------|--|----------------------|
| T ₁ | Control (water) | 4.34 |
| T ₂ | GA ₃ @ 5 ppm | 4.40 |
| T ₃ | GA ₃ @ 10 ppm | 4.46 |
| T ₄ | Salicylic acid @ 50 ppm | 4.42 |
| T ₅ | Salicylic acid @ 75 ppm | 4.63 |
| T ₆ | GA ₃ @ 5 ppm and Salicylic acid @ 50 ppm | 4.68 |
| T ₇ | GA ₃ @ 10 ppm and Salicylic acid @ 50 ppm | 4.73 |
| T ₈ | GA ₃ @ 5 ppm and Salicylic acid @ 75 ppm | 4.72 |
| T ₉ | GA ₃ @ 10 ppm and Salicylic acid @ 75 ppm | 4.46 |
| | Mean | 4.53 |
| | 'F' Test | S |
| | C.V. | 1.54 |
| | S.E.(m) | 0.06 |
| | C.D. at 5% | 0.12 |

CONCLUSION

The present investigation was carried out with title “**Effect of Plant Growth Regulators on Plant growth, Yield and Fruit quality of Brinjal (*Solanum melongena* L.)**” at the Department of Horticulture, Naini Agricultural Institute, Sam Higginbottom University of Agriculture Technology and Sciences, Prayagraj, Uttar Pradesh during the year 2021-2022 with a view to identify the effects of different combinations of plant growth regulators and its role in growth, yield and quality of brinjal variety Indam Supriya. The experiment was laid in Randomized block design with 8 treatments and 3 replications with different combination in RDF and foliar application of plant growth regulators.

From the above experimental finding it may be concluded that the treatment T₅(Salicylic acid @ 75 ppm) was found to be best in the terms of growth yield and quality of brinjal. While, the highest net return was found in the T₅ with Rs. 1,18,290 and the highest B:C ratio was found in the same with 2.3.

Comment [E8]: Read what was written in the results, you will find that this treatment came in the order of the effect among treatments the fourth or fifth, so the treatment that should be recommended according to the results of this research is transaction number 7.

REFERENCES

Arivazhagan, E., Kavitha, A. and Kandasamy, R. (2018). Influence of plant growth regulators on growth characters of brinjal (*Solanum melongena* L.) c.v. Annamalai. *The Asian Journal of Horticulture*.**13**(2): 59-63.

Anonymous, (2015). *Horticultural Statistics at a Glance*, Horticulture statistics division department of agriculture, cooperation & farmers welfare ministry of agriculture & farmers welfare government of India.

Basavarajeshwari, C. P., Hosamani, R. M., Ajjappalavara, P. S., Naik, B. H., Smitha, R. P. and Ukkund, K. C. (2008). Effect of Foliar Application of Micronutrients on Growth and Yield components of Tomato (*Lycopersicon esculentum* Mill.). *Karnataka Journal of Agricultural Sciences*.**21**(3): 428-430.

Basnet, S., Yadav, A., Gyanendra, K. S. and Shekhar, C. (2021). Effect of 1-naphthaleneacetic acid (NAA) on growth and yield of brinjal (*Solanum melongena* L.) Cv Pusa purple. *The Pharma Innovation Journal*. **10**(9): 1235-1238.

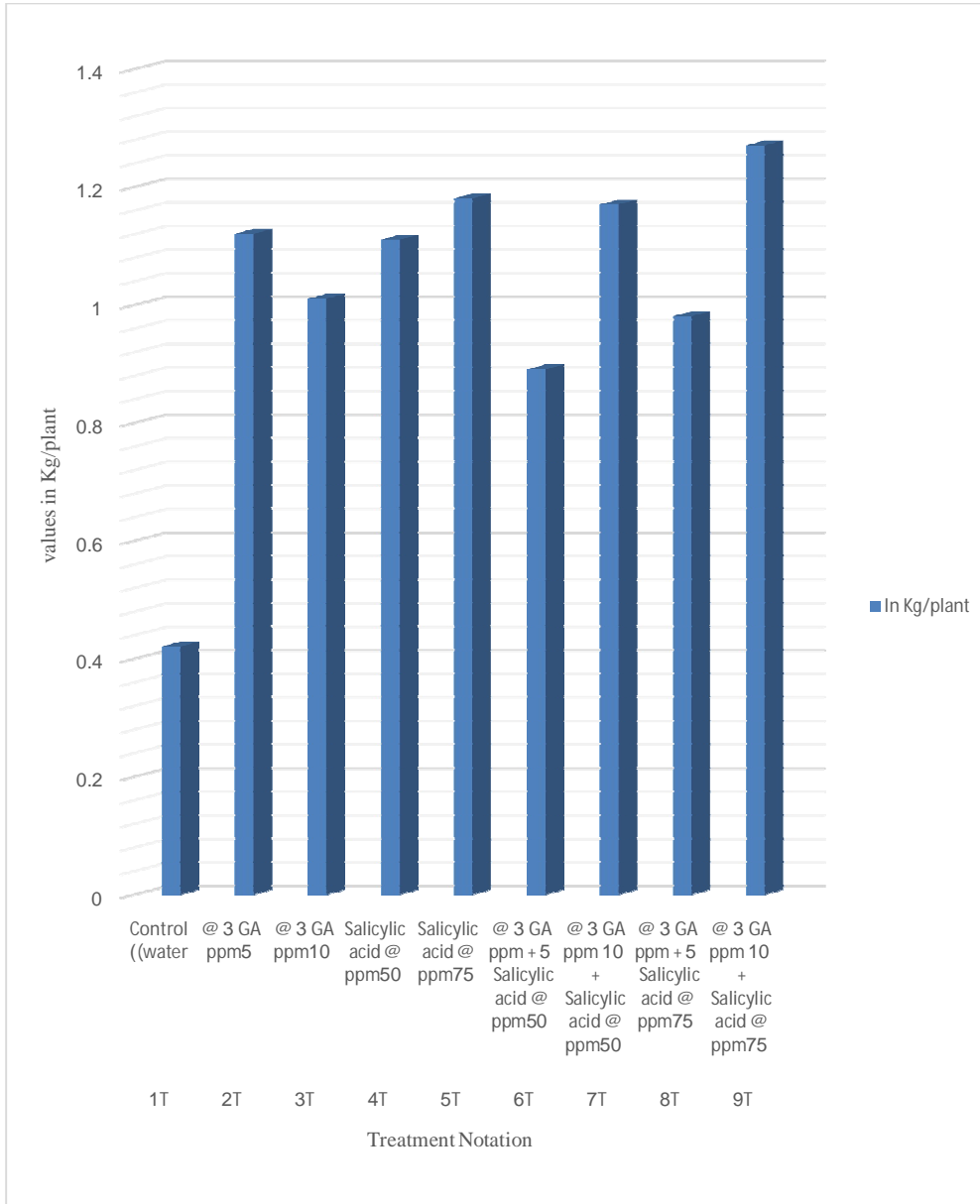


Fig. 2 Effect of PGRs on average fruit yield per plant (kg/plant) of the brinjal.

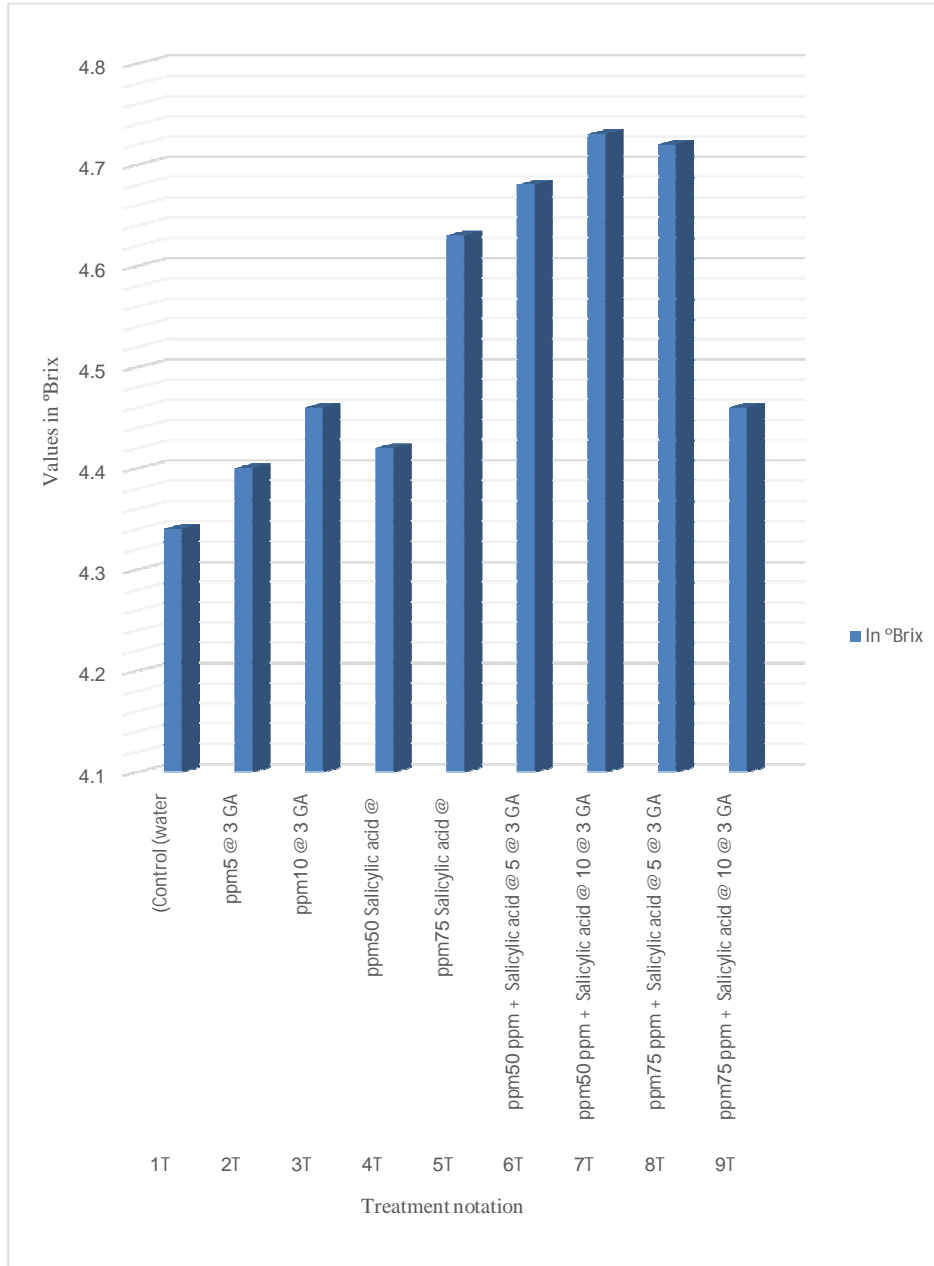


Fig. 3 Effect of PGRs on Total soluble solid (°Brix) of brinjal.

UNDER PEER REVIEW

