

A Review on Pyrolysis for Sustainable Biomass Conversion

ABSTRACT

The use of bio-energy is rapidly increasing which is become a crucial significant way to replace fossil fuel. The depletion of fossil fuels is responsible for initiating the utilization of the sustainable energy which has been available surrounding human beings. The employment of such sustainable energy can be possible from waste procreated by living creatures and that is feasible because of thermal decomposition processes, which comprise the gasification, combustion, and pyrolysis process for the production of biochar. The present study portrayed the very promising thermal decomposition process that is the pyrolysis process. The two main pyrolysis processes explained where basic feedstock is biomass invested. This feedstock may have diverse versions as natural live or dead plants, wastage of animals, organic waste, etc. All these feedstocks are responsible for the emission of some amount of carbon which relates to the different modes of operation used in the pyrolysis biomass conversion process. The bioproduct varies due to the effect of various operating conditions such as temperature, heating rate, feedstock, reactors configuration, and reaction time. Demand for bioproducts rising in daily life Due to this circumstance Sustainability of products become prominent while exploited in the proper application such as soil amendment, soil fertility, climate change mitigation, and waste management. This review demonstrates the pyrolysis process to convert simple biomass to sustainable biochar, bio-oil, and syngas with the variation of the amount of product depending on different pyrolysis processes.

Keywords: *Sustainable energy, Thermal Decomposition Process, Pyrolysis process, Feedstock, Modes of operation.*

1. INTRODUCTION

Energy is a significant demand for present industrial societies for incredible development. Agriculture, transportation, and renewable sectors require extensive energy in the form of fossil fuels. The energy demand becomes effective as the growth of the population becomes more challenging. [1,2] states population increased from 7.3 billion people to 9 billion in 2050 and 11.2 billion by the year 2100 and approximately demand for determinate sources will increase by 2.8 times of present demand. Fossil fuels are most required in worldwide industrial societies which are a finite practical convenient source of energy [3]. Depletion of Coal, oil, and gas is evidence of growing global warming with air pollutants such as NO_x, SO₂, and Hg and many chemical fertilizers [4]. Alternative energy source becomes a necessity for those; biomass is an acceptable source as another option in the renewable field [5].

Biomass is a sustainable source formed by living species just like animals and plants that are organic materials originating from living matters. Biomass comprises not only biological organisms but also organic extractives, cellulose, lignin, and animal waste from poultry farms, pig farms, cattle farms, sludge, and waste wood [6]. Biomass traditionally includes green waste which is an abundant resource due to the presence of high carbon content, low moisture, low or even no sulfur content, economic cost, and preserving the environment clean as Fig.1 [7]. This figure explains all the resources of biomass to produce a diverse product in bio-energy. It is an environmentally friendly and effective alternative substitute for fossil fuels. Biomass produces three types of fuels, could be liquid fuel, gaseous fuels, and solid fuels [8]. Biomass comprising 63% of RES used in the industrial area includes oil-based biomass and solid biomass at a greater level. According to [9], In 2016, the overall oil equivalent to 2016, India's overall energy consumption was 724 million tons of oil equivalent (Mtoe) consumption in India was 724 million tons is looking forward to gaining 1921 Mtoe on the word by 2040 with an approximated growth rate of 4.2% per annum. Based on this survey china and USA on the top of all countries and India was the fourth-largest energy consumer in the world. The biomass is also produced the gaseous fuels by the burning procedure. The biomass emitted CO₂ gas by using thermal degradation processes. According to [10] CO₂ emissions from biomass increases 6% from 33Gt in 2015 to 35Gt in 2050 receiving current and planned policies. The main reward is that biomass fuel is carbon neutral or even carbon negative.

Biochar is the product of biomass which is generated by using the thermochemical decomposition of biomass such as slow pyrolysis and fast pyrolysis [11]. Pyrolysis is the vital thermal decomposition method for the generation of any organic liquids, gases, and solids. Pyrolysis concern rapid heating at a maximum temperature of raw biomass in the absence of oxygen. Biochar is very inexpensive and environmentally friendly. Biochar benefits in terms such as soil remediation, waste management, carbon sequestrations, energy production, and greenhouse gas reduction with several developments in biomass application [12]. [13] explained that Biochar is beneficial in agriculture considering the level of 50% carbon stays in the soil as stable biochar balanced.

Biomass contributes to 14% of primary energy production all over the world although it is inadequately wasted through the unsustainable application. Due to this circumstance Sustainability of products become prominent while exploited in the proper application such as soil amendment, soil fertility, climate change mitigation, and waste management [14]. Biochar is a carbon-neutral energy source, because of the fact, biochar generated along with CO₂ which was available in the surrounding environment is then released by the process into the atmosphere, along with a zero-net balance of CO₂ emissions. While using biochar in soil application carbon sustainability is a significant parameter to consider [15]. This review paper describes all the pyrolysis systems for the production of sustainable biochar/ bio-oil/ syngas. The different pyrolysis processes are used in correspondence with temperature to create diverse bioproducts for various applications regarding soil, environment, agriculture, and renewable energy.

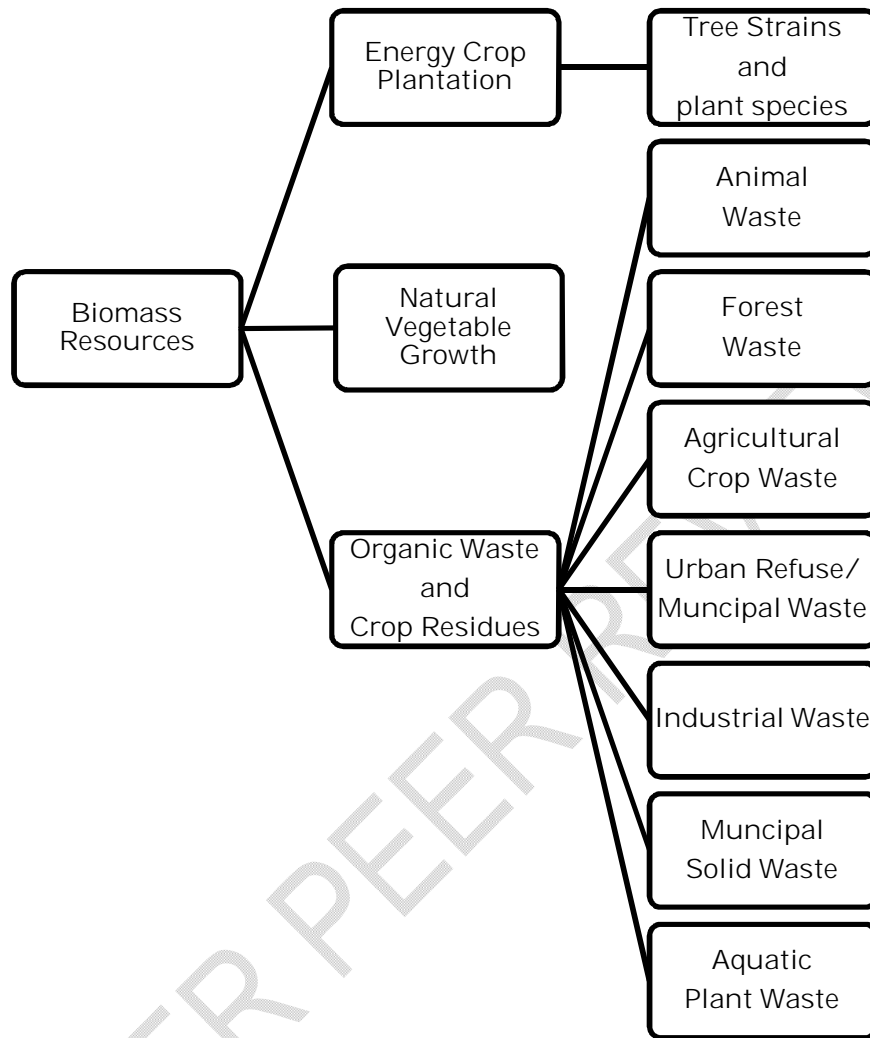


Fig.1. Biomass Resources [7]

2. BIOMASS – RESOURCE FOR SUSTAINABLE DEVELOPMENT

Biomass is interesting industrialized demand which rises day by day as the energy source for the world. Nowadays this demand that fossil fuel remains 80% of the primary energy in the world, from which 58% is consumed by the transport sector [16]. Depletion of fossil fuels increased the inspiration toward alternative, renewable, sustainable, efficient, and cost-effective energy sources. to meet the energy demand reliably then it is done in a natural sustainable manner using various forms of energy [17]. Availability of this source at all time is responsible for Renewable energy sources which expound naturally as solar energy, wind energy, hydro energy, geothermal energy, and biomass energy has been successfully developed [18,19].

In the Global world, some part of waste management is done by using this waste as a high potential biomass for the generation of bioenergy. Due to this reason biomass

become the fourth largest source of primary energy. the increasing utilization of biomass as bio-energy is used for possible sustainable development in rural areas [20,21].

The development which satisfies the requirement of energy at present without comprising proficiency of future generations to meet their needs is sustainable development.[22].

3. BIOCHAR PRODUCTION TECHNOLOGY

The chemical compounds found in biomass experience many kinds of procedures such as cross-linking, thermal decomposition, and depolymerization such process of converting the sustainable biomass into a carbon-rich solid waste introduced as biochar [23]. The mentioned process is also responsible for the production of condensable and non-condensable organic products. The condensed organic product consists of bio-oil and the non-condensed product consist of gaseous products containing hydrogen, carbon oxide, carbon monoxide, and Hydrocarbon compound [24]. Biochar has different properties according to the thermochemical operating parameters and properties of varieties of feedstocks [25]. As [25], Some ordinary feedstocks comprise switchgrass, mixed pine chips, raw wheat straw, wheat straw pellets, corn hulls, pecan shells, groundnuts shell, bark, rice, sugarcane, paper sludge, cow manure, poultry manure, poultry litter, sewage sludge, and aquaculture waste. The thermochemical process as Fig.2 consists of combustion, gasification, and pyrolysis where the pyrolysis produced biochar at least oxygen with the slightest moisture. There are diverse pyrolysis types according to the different feedstock used [26], including slow pyrolysis, fast pyrolysis as [27], microwave-assisted pyrolysis, and flashed pyrolysis as [28], intermediate pyrolysis and vacuumed hydro pyrolysis.[29]emphasize that the pyrolysis process yield bio-oil and bio-gas furthermore solid biochar. The author also explained that the pyrolysis procedure is a very efficient procedure to produce all states of the product instead of gasification and combustion. [30] gives the approximated ratio of production of process gasification which contains 85% gaseous products,10% solid char, and only 5% liquid. However, the process of pyrolysis holds solid bio-char (25–35%), liquid bio-oil (30–55%), and gaseous products syngas (10–40%).

Pyrolysis is illustrated as the thermal decomposition of biomass sources under torpid oxygen. Consequently, these techniques developed as an efficacious way to generate biochar, bio-oil, and syngas instead of fossil fuels [31]. The distinct products are exploited by many applications such as bio-oil utilized in vehicles, trains, boats, and aircraft as an alternative option for diesel and petrol [32–34]. Supplementary products of pyrolysis such as solid char or carbonaceous materials and gaseous carbon oxide (CO₂) are too utilized as the source in many applications. Primarily the pyrolysis techniques can be categorized based on the subsequent units required in downstream processing. Figure 3 shows the classification of pyrolysis techniques. The pyrolysis technique is fundamentally composed of three main types that are slow pyrolysis [35], intermediate pyrolysis, and fast pyrolysis [36]. As Table (1) slow pyrolysis and intermediated pyrolysis specify its individual remarkable specification that it provokes a large amount of bio-char wile in fast pyrolysis results in higher liquid bio-oil yield. Thus, slow and intermediate pyrolysis is the best option for the production of biochar. For the higher biochar production, there are conditions for existing pyrolysis process which illustrated as Fig.3. From Fig.3 we can state that the heating rate and temperature must be in control or as specified otherwise it affects products.

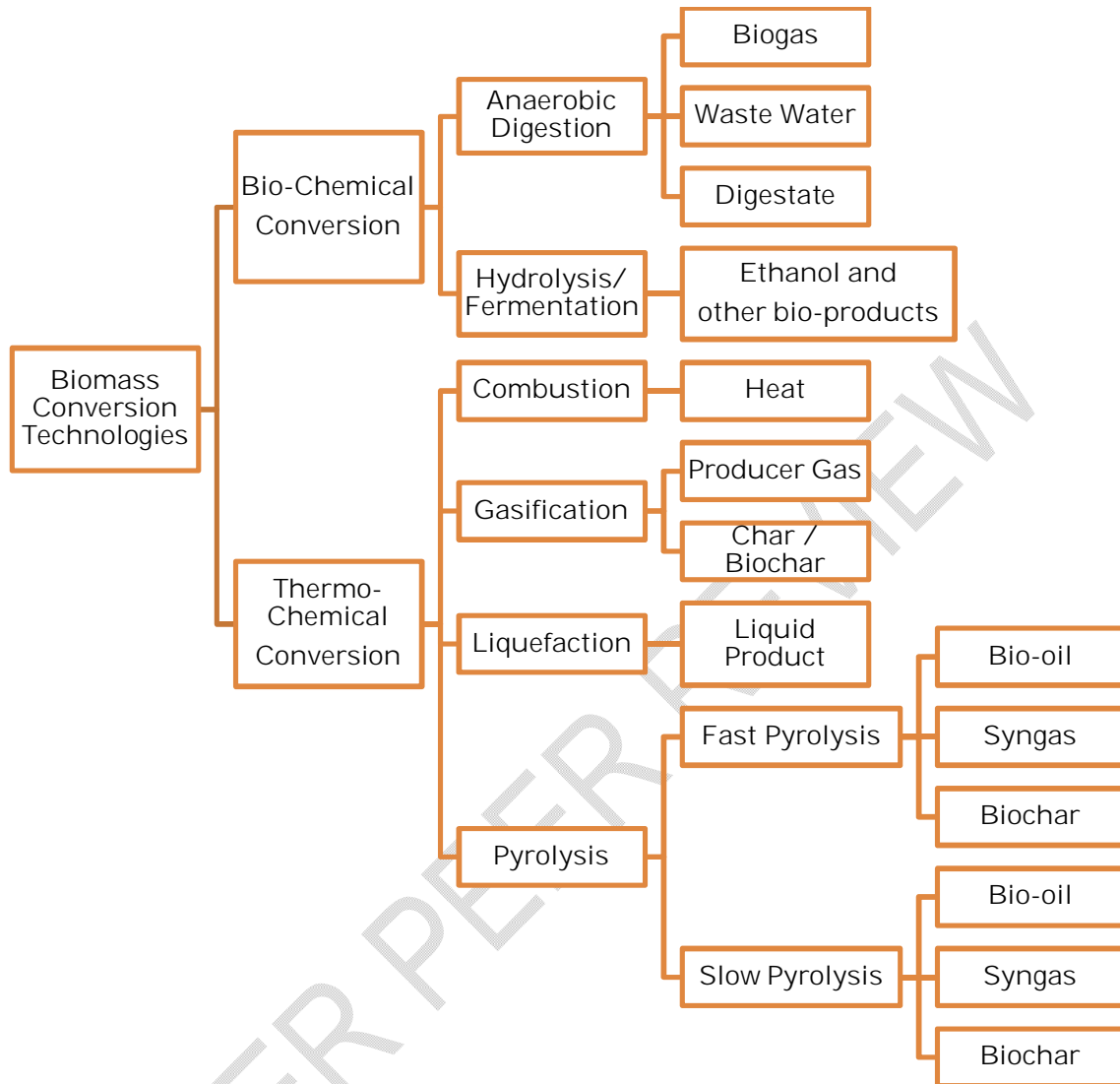


Fig.2 Biomass Conversion Technology

Table 1 Comparison of Pyrolysis Technologies with their Specification

Mode	Condition	Liquid (Bio-oil)	Solid (Biochar)	Gas (Syngas)
Fast pyrolysis	moderate temperature (~ 500°C) short vapour residence time (<2s)	75% (25% water)	12%	13%
Intermediate Pyrolysis	Low-moderate temperature Moderate hot vapour residence time	50% (50% water)	25%	25%
Slow Pyrolysis	Low-moderate temperature (300-500°C) Long residence time (4-30 min)	30% (70% water)	35%	35%

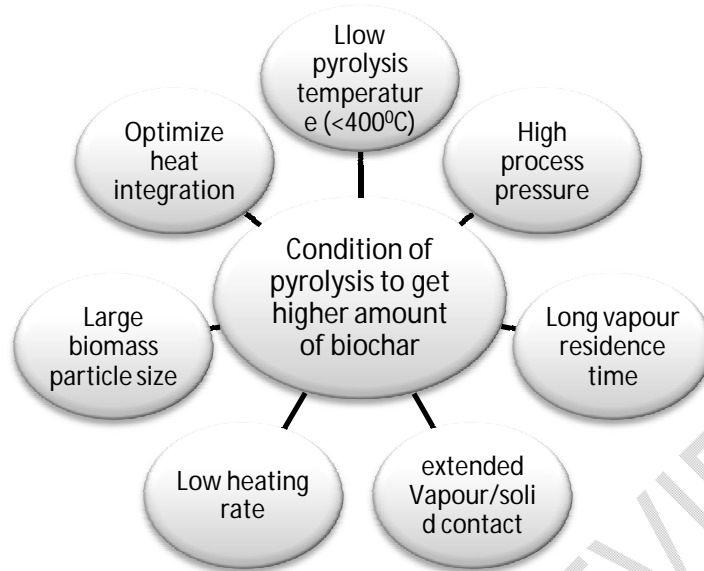


Fig. 3 Different Conditions for the Pyrolysis Process

4. OPERATIONAL CONDITIONS FOR PYROLYSIS

Pyrolysis process called as carbon-negative processes because this process involves the carbon from environment which then enters into the soil as fertilizer and then emitted in the environment in very less amount but if the waste does not utilize as biochar, then it emitted a higher amount of carbon in an environment this whole cycle can be explained by Fig.4.

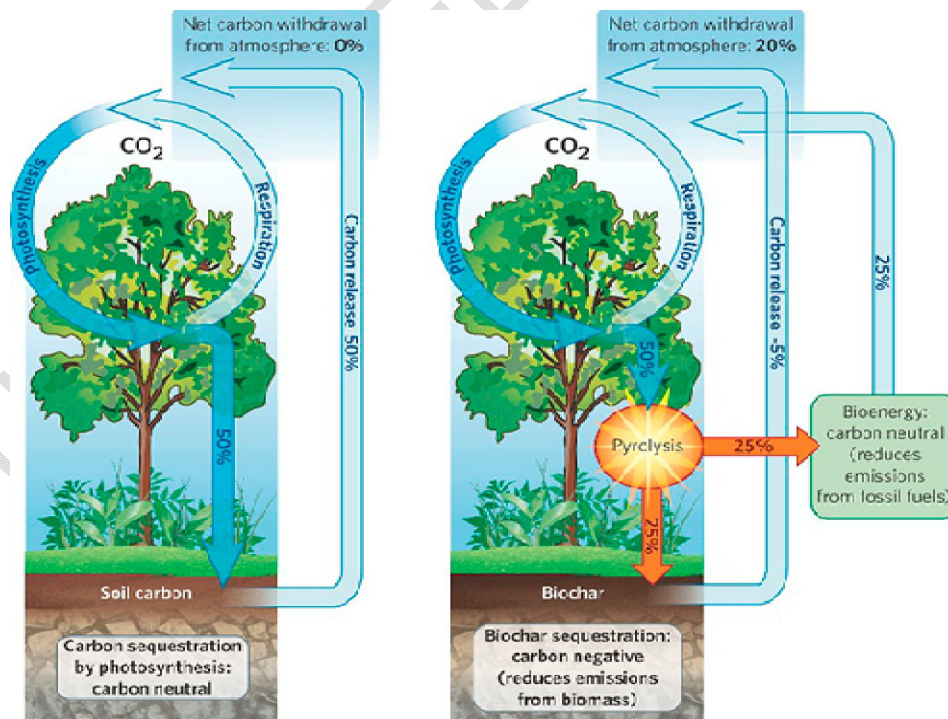


Fig.4. Environmental cycle with regards to carbon content

The amount of carbon emission depended on modes of operation that is a process to be used for the production of biochar which is as Fig.5.

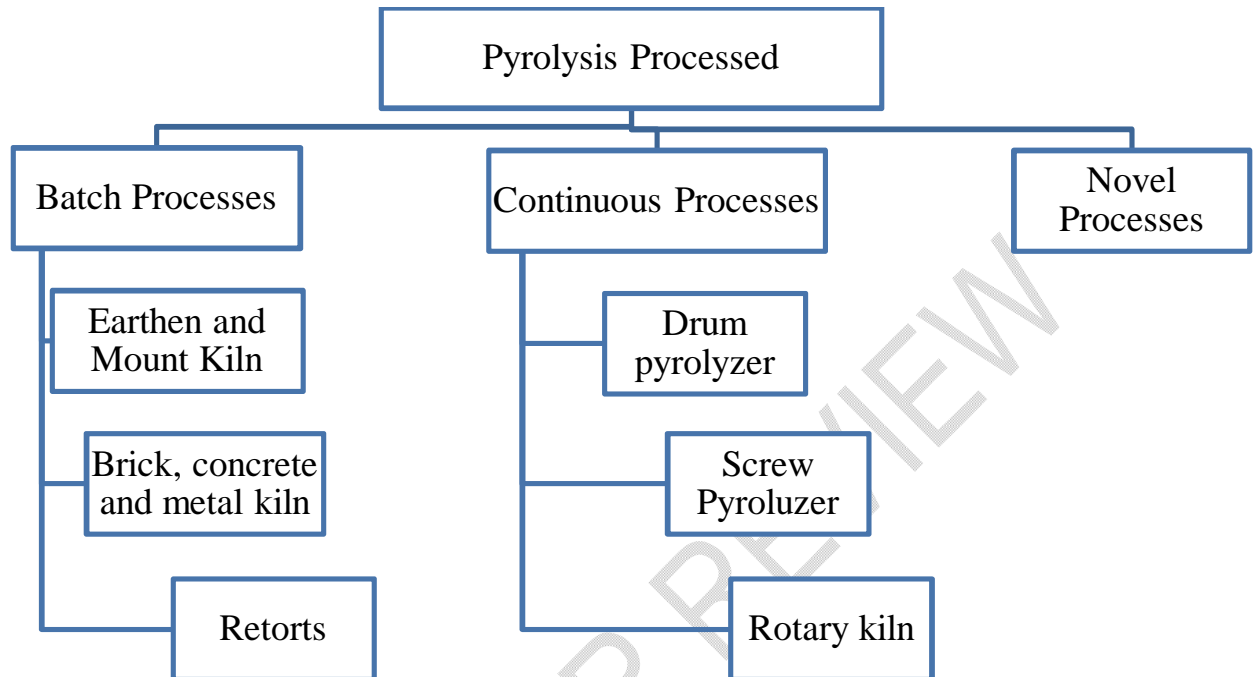


Fig.5. Pyrolysis process

Biochar Production technologies are responsible for many other productions with different modes of the procedure [37]. These processes are classified as Fig.5. which include batch process, continuous process, novel process. The process is working with different reactor types like earth pits and mounds, brick, concrete, screw type and metal kilns retort etc. Working with these reactors Biochar found in a variety of applications, such as animal farming, soil conditioning, soil substrates and industrial uses, depending on their feedstocks, heating rate, temperature and many other characteristics.

Firstly, the batch process is the process for the production of a higher amount of charcoal acquired in batch earth, brick or metal kilns. There are kilns which are antiquated but Modern batch devices can obtain mean emissions. If the process functioning correctly, it imparts the benefits of lower cost, ease of operation, relatively low emission.

Another process is a continuous biochar production process which is also called continuous flow process because it works consistently with mechanical or heat treatments. This process is responsible for producing continuous operation with the maximum amount of bio-char, efficient energy, economic reasons [38]. The continuous process is prominent for industrial application to fulfil the requirement of continuous heating for a large amount of available material. The continuous process having exceptional advantages over the batch process due to the simplicity of operation, regularity in the manufacture of the product in superior quality, low cost, less processing time.

The novel process is a convenient way to convert biomass to biochar in significantly lower processing time that is it proceeds quickly due to this is defined as flash carbonization. Flash carbonization process includes the flash firing of biomass bed with elevated pressure. This ignited flashed fire is then shifted upward direction to opposed the flow of air in a downward direction by using elevated pressure [39,40].

5. SLOW PYROLYSIS

Slow pyrolysis can be proceed by using some kind of operation include such as earthen and mound kiln, Brick, concrete and metal kiln, retorts. [41] Investigated the selective catalytic reduction at low temperature regarding modified cotton biochar and commercial activated carbon [42,43]. In this paper author utilized the fixed bed reactor which heated the cotton raw material at temperature 600°C with a heating rate of 5°C /min. similarly for biochar, this raw material heated at temperature 800°C with a heating rate of 5 °C /min for 2h. While another mode of operation reported [44] that traditional kiln technology has temperature of <400 °C. This kiln technology gives carbon yield in proportion of 24.9 and 37.4%.the designed kiln in this paper accelerated the significant lower emission of a product of imperfect combustion. Carbon from this slow pyrolysis system is utilized to sustain the process with efficient cost, eco-friendly environment. Due to cost-effectiveness, the traditional kiln is the best way to sustain the product in an application in a rural area. The slow pyrolysis also carried by using stove in domestic application, [45] Present the experimental analysis of the growth of rice husk biochar. As part of this study, rice husk is an essential feedstock for a yield of biochar by using a stove. The biochar is then employed for the crop production in the soil which increased the height of the plant in drought condition. It offers tremendous growth in the biochar application regarding soil fertility. The another [46] Prescribed was important to live and dead vegetation for controlling the fire during the combustion process. This combustion process relates to the pyrolysis process regarding to live and dead fuels. This study [44]carried a practical model with slow pyrolysis which is shown in Fig. 6 involve metal tube which placed electrically heated programable furnace for heated the sample plant with definite temperature which controls by the thermocouple. This structure also includes gas condensers, filters, reactors. This practical pyrolysis model was separated within two groups based on the pyrolizer apparatus for nitrogen atmosphere. The first group initiate yield of tar and light gas which was originated by heating the dead longleaf pine litter with a temperature of (400–800 °C) and heating rate of (5–30 °C min⁻¹) another one group pyrolyzed the 14 live or dead plant species with the pyrolizer apparatus. A gas chromatograph equipped with a mass spectrometer (GC–MS) and a gas chromatograph equipped with a thermal conductivity detector (GC–TCD) were utilized to examine tar and light gas individually while light gas includes CO and CO₂ followed by CH₄ and H₂ [47].

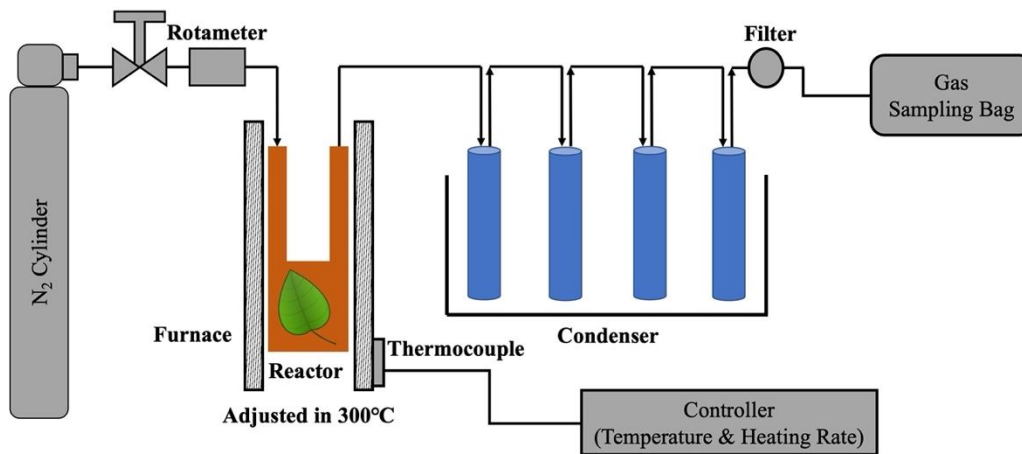


Fig.6. Model of slow pyrolysis with pyrolyzer apparatus.[44]

[48] found the heating value for generation and effect on properties of char.as the heating rate of the production increases the production of char get decreased however it strengthens

the carbon content which presents in biochar. [48] This paper compares the biochar product with different feedstock as sugarcane bagasse, casuarina leaves, coconut coir pith, groundnut shell, rice husk, sawdust, and wheat husk. This all feedstock heated on temperature from 300°C to 550°C for the respective time in the lap of 10 min to 60 min which produced char with carbon content above 75%. [49] used coconut wood as feedstock to heated by using batch reactors on the temperature of 375°C, 475°C and 575°C for the respective time of 5 min⁻¹, 10 min⁻¹ and 20 min⁻¹. The 6694.49 cal/g of biochar was produced at the temperature of 575°C for 5 min⁻¹ which concludes that Heating rate and final temperature affects the production of char. [50] explained many metallurgical processes for the emission of higher CO₂ carbon using fossil carbonaceous material. This paper having the semi-continuous carbonization process which was structured to produced charcoal by using high temperature for heating the of Fruit cuttings feedstock material in a certain amount for the production of sustainable energy. The carbonization processes which remark in this research was operated on very high temperature more than 900 °C for producing high-quality charcoal. The gas-tight double screw reactor having a length of 2.3 m used in this experiment was heated on a very higher temperature by using two types of heating procedure external and electrical heating process. These two processes were separated within three heating zone by temperature which was adjusted separately. The schematic structure of this experimental unit is as shown in Fig. 7. The result contains a higher amount of charcoals with high carbon contents (>85%) and low volatiles amount (b10%). [51] Specified that when the heating rate pyrolysis increases the production of char decrease and the release of volatile matter increases. By concern char quality, boosting the temperature intensity the ash content and carbon content. The temperature has great importance while producing biochar with a premium grade of carbon.

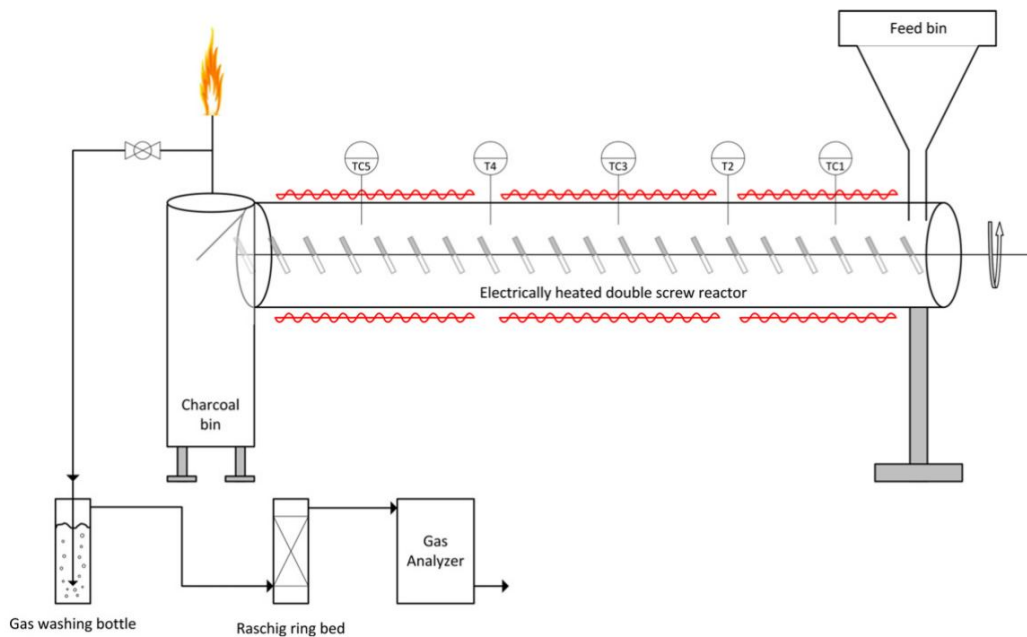


Fig. 7. Schematic view of slow pyrolysis model with screw reactor [47].

6. FAST PLYROLYSIS

Fast pyrolysis is the temperature-dependent process wherein any type of feedstock heated on higher temperature swiftly in a very low oxygen level [51]. The advanced fast pyrolysis is preparing for high yield biofuel with the aid of a high heating rate with a

temperature around 500°C. [52] Fast pyrolysis required 30 to 1500 ms processing time by employing the 500°C reactor temperature. [53] Established fast pyrolysis biochar system in the UK for carbon abatement and electricity production. This system used for ten types of feedstocks in small medium and large-scale process chain which offer greater carbon abatement. This research shows greater carbon abatement which provides 10–25 % of carbon content. The another operation used in fast pyrolysis as [54] which is specified process by using black wattle residues which performed at temperature 380 – 580°C inside the screw feeder which having feeding rate of 120 to 240 rpm. Experimental products can be calculated by employing yield and selectivity calculation formulae which as bellow

$$\text{yield}(\text{wt}\%) = \frac{\text{weight of biooil fraction}}{\text{weight of feedstock}} \times 100$$

$$\text{selectivity}(\text{wt}\%) = \frac{\text{amount of desire product}}{\text{weight of feedstock}} \times 100$$

The above analytical procedure for measuring the yield of each product, which was defined using GC-MS in identifying the various compounds using. There is a special instrument Agilent 7890/GCMS5978 for bio-oil analysis. [55] ascertained that bioenergy is usual renewable energy which is rarely used by world for proper globalization. The biomass has appreciable potential to issue energy for evolution of advancement and civilization. The energy is provoked by employing various thermochemical conversion alternatives which includes the various gasification and pyrolysis process. This research work on pyrolysis process which includes a computational fluid dynamic model which developed by using a computer simulation tool to analyse and upgrade with Advanced System for Process Engineering (ASPEN) PLUS which is as Fig.8[52]. This pyrolysis process is responsible for production of bio-oil, biochar and syngas according to temperature and type of feedstock. This research gives different energy sources by using four different feedstock including bio-oil up to 58%, syngas 24.90%, biochar 17.08%. Another fast pyrolysis process [56] utilized the high grown waste crop that is wheat straw within fluidized bed reactor of fast pyrolysis system. This wheat straw was employed for bioenergy production mainly in liquid form by using faster reactor. This system has a significant segment that is biomass feeder, fluidized bed reactor (FBR) with for heating the feedstock also the shell and tube type condenser used for the recovering the bio-oil. The result of this model has a great amount of bio-oil that is 42 wt% while char contains was 27.1 wt% with a temperature of 500°C. This model was assayed by GC-MS and FTIR to identify chemical compounds such as phenol, alkanes, alcohols, aromatic, alkenes, hydrocarbon, furnol, and esters compounds available in bioenergy product. [57] selected four crops according to their yield potential but only two crops are used for the pyrolysis process. the bench-scale fluidised bed rig and product mass balances fast pyrolysis testing process is used for *Arundo donax* (giant reed) and *Cynara cardunculus* (cardoan) crop. Both this crops gives variation in product content on various temperatures. For cardoan and giant reed feedstock, the pyrolysis gives the better result in biofuel and char. for giant reed at the temperature of 4250C with the minimum particle size the yield organic liquids is 45.8% and char is 19.3% while at a temperature of 5560C with the higher amount of particle size the yield organic liquids is 38.9% and char is 13.1%.

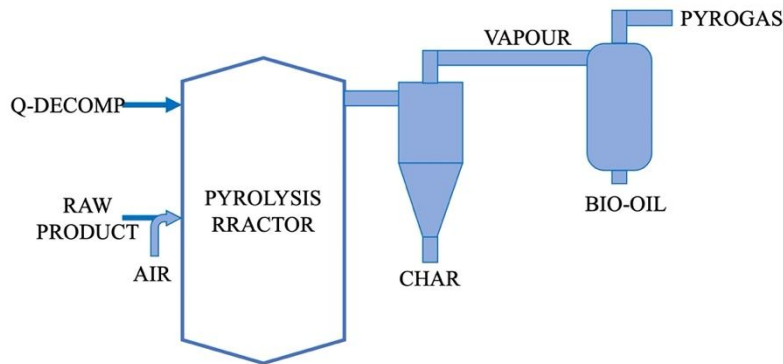


Fig.8. Computerized ASPEN PLUS model for biomass pyrolysis [52]

The result become more nettle after washing Arundo donax which was 58.7% organic liquid at 4600C reactor temperature. For another crop of cardoon at the temperature of 499°C, the organic liquids content 30.6% and char content 18.0% which was failed due to bed agglomeration another testing on temperature 4440C which content organic liquids 45.1% and char content 15.6% the fast processing structure was mention in Fig. [57].

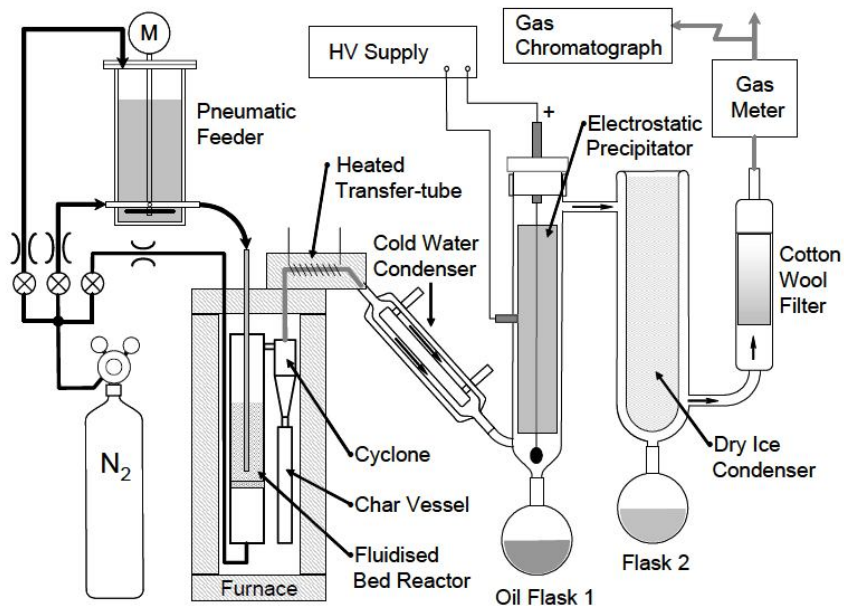


Fig.9. 100 g/hr Bench scale pyrolysis rig [57]

7. PLYROLYSIS PRODUCTS

Conventional pyrolysis technology has two main types which are slow and fast pyrolysis belongs to thermal decomposition. The throughputs of this pyrolysis process having different ration for both pyrolysis processes. Slow pyrolysis traditionally it takes more time to yield the final product that is charcoal (biochar). While the process which obtains the yield product within less residence time that is fast pyrolysis contain highly the liquid product (bio-oil). Fast pyrolysis having a high heating rate that is the temperature required for the procedure of pyrolysis should be higher which heated the feedstock for a rapid result.

So from the discussion of the slow pyrolysis and fast pyrolysis we can define the products average response. Pyrolysis obtain the product with an absence of oxygen and less moist which include an array of solid(biochar), liquid (bio-oil) and gaseous products(syngas)[58,59]. From this, all product liquids yields are most valuable energy factor because of its high energy density and flexibility while transport, storage, and use. But in the scarce thermal decomposing process have a result of a great amount of charcoal as the final yield from biomass such as fruit cutting wood. The pyrolysis can yield any type of product which depends on the type of feedstock which was invested.

7.1 BIOCHAR

Char is the major part of pyrolysis which having average amount product in every processes. The yield char can be depending on the availability of feedstock or type of feedstock. The temperature requires to heated the feedstock should be very low less than $> 4000\text{C}$.the feedstock contain wood, agriculture raw material, crop residues. The pyrolysis process used to generate higher charcoal is slow pyrolysis because of its slow residence time. The time required to burn or heated the feedstock must be far long to create the higher quality charcoal products. The char fraction having involution of inorganic material ashes to vary the product quantity, unsorted organic solids and carbonaceous residues to produce organic char by thermal decomposition process. The charcoal generated by the pyrolysis process must be handling carefully otherwise the ash content in char having higher ratio.

In the pyrolysis process slow pyrolysis must be suit to generated higher quality charcoal along with lower heating rate. The residence time must be greater to generated charcoal without low ash content.

Yet fast pyrolysis produces smaller particle sized char with higher volatility following higher temperature and higher heating rate. The ash content for char yield in fast pyrolysis ranges between 6–8 times greater than in the original feed with higher alkali content. The char content is 12 %only in fast pyrolysis where in slow pyrolysis it becomes 35% [60–63].

7.2 BIO-OIL

Bio-oil is an essential product that comes into a liquid state that may contain a mixture of water and organic chemicals. Water contains must be in the range of 15-35 % wt while organic component contents are acids, alcohols, ketones, esters, sugars, guaiacols, furans, phenols, alkenes, aromatics, syringols, nitrogen compounds, and miscellaneous oxygenates. The liquid product must be generated with low oxygen but if there is the high presence of oxygen that is 35–40% then lower the energy density. The amount of product totally depends on feedstock; pyrolysis process and heating temperature which also affect on viscosities of bio-oil ranging between of 10–100 cp at 401°c . the content of methanol in bio-oil reduces the viscosity and density. Heating feedstock with proper temperature is responsible for the yield of bio-oil products with a heating value of 17mj kg^{-1} .

The slow pyrolysis techniques yield the bio-oil with a low temperature of 300-400 0c .this bio-oil content 30% of oil and 70% of water content that is very low oil can be generated. The reason behind this result may be affected because of slow heating rate, low temperature, and slow process with high residence time.

While fast pyrolysis performance is used to achieve the higher oil content with a higher temperature that is $\sim 500^{\circ}\text{c}$.the oil content affects by a higher heating rate and the speed of the process is a short vapor residence time of < 25 . the fast pyrolysis content is 75% of oil and only 25% of water mixture [31,64–69].

7.3 GASES

Gases products are generated by using the pyrolysis process which contains many kinds of gases carbon dioxide, carbon monoxide, hydrogen, methane, ethylene, ethane, minor amounts of higher gaseous organics, and water vapor

The gases may produce by using a pyrolysis process with a high temperature and long residence time that is slow pyrolysis. Slow pyrolysis is responsible for produce gases state by using higher temperatures above the 500⁰C with high vapor residence time. This process performs under the very low or zero content of oxygen. by using slow pyrolysis the gas yield product has a 35% to 85% average amount. However, the gas production by using fast pyrolysis has a lower amount than up to 13 % of gases may generate, because the fast pyrolysis required very low residence time. By using fast pyrolysis 53% wt CO₂, 39% CO, 6.7% hydrocarbons with the presence of methane, and 0.8% H₂ [61,70–72].

8. CONCLUSION

Energy is the global demanding requirement for a living being which increasing rapidly. The bio-energy has been fulfilling the energy requirement by using the waste of industries, agriculture, and animals. This feedstock / Biomass is utilized as a renewable source for the production of bio-energy in terms of liquid, solid, and gas forms. Biomass comprises not only biological organisms but also organic extractives, cellulose, lignin, and animal waste from poultry farms, pig farms, cattle farms, sludge, and waste wood. Biomass contributes 14% of primary energy production all over the world. Sustainable biomass would be responsible for various applications such as soil amendment, soil fertility, climate change mitigation, and waste management.

Biochar is the major product initiated by the thermochemical decomposition of biomass. This thermal decomposing process includes a pyrolysis system. Pyrolysis performs the vital thermal decomposition method for the generation of any organic liquids, gases, and solids. This paper helps to conclude the proper pyrolysis system as required specification. The various modes of operation within the batch process, continuous process, and novel process. this operation may include different reactor types like earth pits and mounds, brick, concrete, screw type, and metal kilns retort kiln used in pyrolysis system organized for a yield of product in liquid, solid and gases form. This study specified that for the generation of liquid state products mostly fast pyrolysis is employed while for a yield of char slow pyrolysis essential procedure due to its long term of working. Biochar benefits in terms such as soil remediation, waste management, carbon sequestrations, energy production, and greenhouse gas reduction with several developments in biomass application, however, the liquid oil is efficient to handle store and transport.

REFERENCES

1. Konrad Kaczyński* KK and PP. Characteristics of agro and wood biomass combustion in the stream of inert material. In: *E3S Web Conf. XIV Research & Development in Power Engineering (RDPE 2019)*. ; 2019. doi:<https://doi.org/10.1051/e3sconf/201913701031>
2. Brahimi T, Kumar CR, Abdulmajid M, Alyamani N. Sustainable waste management through waste to energy technologies in Saudi Arabia: Opportunities and environmental impacts. In: *Proceedings of the International Conference on Industrial Engineering and Operations Management*. ; 2019.
3. Abas N, Kalair A, Khan N. Review of fossil fuels and future energy technologies. *Futures*. Published online 2015. doi:10.1016/j.futures.2015.03.003
4. Adu E, Zhang YD, Liu D, Tontiwachwuthikul P. Parametric process design and economic analysis of post-combustion CO₂ capture and compression for coal- And natural gas-fired power plants. *Energies (Basel)*. Published online 2020. doi:10.3390/en13102519

5. Rathore NS, Panwar NL KA. *Renewable Energy: Theory and Practice*. Himanshu Publication, Udaipur; 2009.
6. McHenry MP. Agricultural bio-char production, renewable energy generation and farm carbon sequestration in Western Australia: Certainty, uncertainty and risk. *Agriculture, Ecosystems and Environment*. Published online 2009:1-7. doi:10.1016/j.agee.2008.08.006
7. Barrow CJ. Biochar: Potential for countering land degradation and for improving agriculture. *Applied Geography*. Published online 2012. doi:10.1016/j.apgeog.2011.09.008
8. Bamminger C, Zaiser N, Zinsser P, Lamers M, Kammann C, Marhan S. Effects of biochar, earthworms, and litter addition on soil microbial activity and abundance in a temperate agricultural soil. *Biology and Fertility of Soils*. 2014;50:1189-1200. doi:10.1007/s00374-014-0968-x
9. U.S. Energy Information Agency. Annual Energy Outlook 2019 with projections to 2050. *Annual Energy Outlook 2019 with projections to 2050*. 2019;44(8):1-64. <https://www.eia.gov/outlooks/aeo/pdf/aeo2019.pdf>
10. Abioye AM, Ani FN. Recent development in the production of activated carbon electrodes from agricultural waste biomass for supercapacitors: A review. *Renewable and Sustainable Energy Reviews*. Published online 2015:1282-1293. doi:10.1016/j.rser.2015.07.129
11. Morin M, Pécate S, Hémati M, Kara Y. Pyrolysis of biomass in a batch fluidized bed reactor: Effect of the pyrolysis conditions and the nature of the biomass on the physicochemical properties and the reactivity of char. *Journal of Analytical and Applied Pyrolysis*. 2016;122:511-523. doi:10.1016/j.jaap.2016.10.002
12. Manyà JJ. Pyrolysis for biochar purposes: A review to establish current knowledge gaps and research needs. *Environmental Science and Technology*. 2012;46(15):7939-7954. doi:10.1021/es301029g
13. Romero Millán LM, Sierra Vargas FE, Nzihou A. Catalytic Effect of Inorganic Elements on Steam Gasification Biochar Properties from Agrowastes. *Energy and Fuels*. 2019;33(9):8666-8675. doi:10.1021/acs.energyfuels.9b01460
14. NL P. Biomass for domestic and agro industrial applications. In: *Wood: Type, Properties and Use*. Nova Science Publishers, Inc; 2010:81-109. <https://www.scribd.com/document/302172282/Wood-Types-Properties-And-Uses-2011>
15. Perea-Moreno AJ, García-Cruz A, Novas N, Manzano-Agugliaro F. Rooftop analysis for solar flat plate collector assessment to achieving sustainability energy. *Journal of Cleaner Production*. 2017;148:545-554. doi:10.1016/j.jclepro.2017.02.019
16. Efroymsen RA, Dale VH, Kline KL, et al. Environmental indicators of biofuel sustainability: What about context? *Environmental Management*. 2013;51(2):291-306. doi:10.1007/s00267-012-9907-5
17. Solomon BD. Biofuels and sustainability. *Ann N Y Acad Sci*. 2010;1185(January 2010):119-134. doi:10.1111/j.1749-6632.2009.05279.x
18. Gelfand I, Sahajpal R, Zhang X, Izaurrealde RC, Gross KL, Robertson GP. Sustainable bioenergy production from marginal lands in the US Midwest. *Nature*. 2013;493(7433):514-517. doi:10.1038/nature11811
19. Ravindranath NH, Balachandra P. Sustainable bioenergy for India: Technical, economic and policy analysis. *Energy*. 2009;34(8):1003-1013. doi:10.1016/j.energy.2008.12.012
20. Maes D, van Dael M, Vanheusden B, et al. Assessment of the sustainability guidelines of EU Renewable Energy Directive: The case of biorefineries. *Journal of Cleaner Production*. 2015;88:61-70. doi:10.1016/j.jclepro.2014.04.051
21. Scarlat N, Dallemand JF. Recent developments of biofuels/bioenergy sustainability certification: A global overview. *Energy Policy*. 2011;39(3):1630-1646. doi:10.1016/j.enpol.2010.12.039
22. Qian L, Zhang W, Yan J, et al. Effective removal of heavy metal by biochar colloids under different pyrolysis temperatures. *Bioresource Technology*. 2016;206:217-224. doi:10.1016/j.biortech.2016.01.065

23. Panwar NL, Kothari R, Tyagi V v. Thermo chemical conversion of biomass - Eco friendly energy routes. *Renewable and Sustainable Energy Reviews*. 2012;16(4):1801-1816. doi:10.1016/j.rser.2012.01.024
24. Giudicianni P, Cardone G, Ragucci R. Cellulose, hemicellulose and lignin slow steam pyrolysis: Thermal decomposition of biomass components mixtures. *Journal of Analytical and Applied Pyrolysis*. 2013;100:213-222. doi:10.1016/j.jaap.2012.12.026
25. Mandal S, Donner E, Vasileiadis S, Skinner W, Smith E, Lombi E. The effect of biochar feedstock, pyrolysis temperature, and application rate on the reduction of ammonia volatilisation from biochar-amended soil. *Science of the Total Environment*. 2018;627:942-950. doi:10.1016/j.scitotenv.2018.01.312
26. Herath HMSK, Camps-Arbestain M, Hedley MJ, Kirschbaum MUF, Wang T, van Hale R. Experimental evidence for sequestering C with biochar by avoidance of CO₂ emissions from original feedstock and protection of native soil organic matter. *GCB Bioenergy*. 2015;7(3):512-526. doi:10.1111/gcbb.12183
27. Hwang H, Oh S, Choi IG, Choi JW. Catalytic effects of magnesium on the characteristics of fast pyrolysis products - Bio-oil, bio-char, and non-condensed pyrolytic gas fractions. *Journal of Analytical and Applied Pyrolysis*. 2015;113:27-34. doi:10.1016/j.jaap.2014.09.028
28. Onay O, Kockar OM. Slow, fast and flash pyrolysis of rapeseed. *Renewable Energy*. 2003;28(15):2417-2433. doi:10.1016/S0960-1481(03)00137-X
29. Tripathi M, Sahu JN, Ganesan P. Effect of process parameters on production of biochar from biomass waste through pyrolysis: A review. *Renewable and Sustainable Energy Reviews*. 2016;55:467-481. doi:10.1016/j.rser.2015.10.122
30. Jiang SF, Sheng GP, Jiang H. Advances in the characterization methods of biomass pyrolysis products. *ACS Sustainable Chemistry and Engineering*. 2019;7(15):12639-12655. doi:10.1021/acssuschemeng.9b00868
31. Mohan D, Pittman CU, Steele PH. Pyrolysis of wood/biomass for bio-oil: A critical review. *Energy and Fuels*. Published online 2006:848-867. doi:10.1021/ef0502397
32. Demirbaş A. Partly chemical analysis of liquid fraction of flash pyrolysis products from biomass in the presence of sodium carbonate. *Energy Conversion and Management*. 2002;43(14):1801-1809. doi:10.1016/S0196-8904(01)00137-6
33. Demirbas A. The influence of temperature on the yields of compounds existing in bio-oils obtained from biomass samples via pyrolysis. *Fuel Processing Technology*. 2007;88(6):591-597. doi:10.1016/j.fuproc.2007.01.010
34. Muradov NZ, Veziroğlu TN. "Green" path from fossil-based to hydrogen economy: An overview of carbon-neutral technologies. *International Journal of Hydrogen Energy*. 2008;33(23):6804-6839. doi:10.1016/j.ijhydene.2008.08.054
35. Manyà JJ, Azuara M, Manso JA. Biochar production through slow pyrolysis of different biomass materials: Seeking the best operating conditions. *Biomass and Bioenergy*. 2018;117(August):115-123. doi:10.1016/j.biombioe.2018.07.019
36. Brewer CE, Schmidt-Rohr K, Satrio JA, Brown RC. Characterization of biochar from fast pyrolysis and gasification systems. *Environmental Progress and Sustainable Energy*. 2009;28:386-396. doi:10.1002/ep.10378
37. Panwar NL, Pawar A, Salvi BL. Comprehensive review on production and utilization of biochar. *SN Applied Sciences*. 2019;1(2). doi:10.1007/s42452-019-0172-6
38. R.H. Perry and Don W Green. *Perry's Chemical Engineers' Handbook*. 8th editio. McGraw-Hill Education; 2008. Accessed December 19, 2020. <https://www.accessengineeringlibrary.com/content/book/9780071422949>
39. Nunoura T, Wade SR, Bourke JP, Antal MJ. Studies of the flash carbonization process. 1. Propagation of the flaming pyrolysis reaction and performance of a catalytic afterburner. *Industrial and Engineering Chemistry Research*. 2006;45(2):585-599. doi:10.1021/ie050854y
40. Kazawadi D, Ntalikwa J, Kombe G. A Review of Intermediate Pyrolysis as a Technology of Biomass Conversion for Coproduction of Biooil and Adsorption Biochar. *Journal of Renewable Energy*. 2021;2021:1-10. doi:10.1155/2021/5533780

41. Shen B, Chen J, Yue S, Li G. A comparative study of modified cotton biochar and activated carbon based catalysts in low temperature SCR. *Fuel*. 2015;156:47-53. doi:10.1016/j.fuel.2015.04.027
42. Iradukunda Y, Wang G, Li X, et al. High performance of activated carbons prepared from mangosteen (*Garcinia mangostana*) peels using the hydrothermal process. *Journal of Energy Storage*. 2021;39. doi:10.1016/j.est.2021.102577
43. Iradukunda Y, Wang G, Li X, et al. Multifunctional flexible porous liquefied bio-carbon nanofibers prepared from the combination of mangosteen (*Garcinia mangostana*) peels and monohydroxybenzene for supercapacitors applications. *Journal of Electroanalytical Chemistry*. 2021;890. doi:10.1016/j.jelechem.2021.115228
44. Sparrevik M, Cornelissen G, Sparrevik M, et al. Emissions of gases and particles from charcoal/biochar production in rural areas using medium-sized traditional and improved "retort" kilns. *Biomass and Bioenergy*. 2015;72:65-73. doi:10.1016/j.biombioe.2014.11.016
45. Shashi M, Mannan M, Islam M, Rahman M. Impact of Rice Husk Biochar on Growth, Water Relations and Yield of Maize (*Zea mays* L.) under Drought Condition. *The Agriculturists*. 2018;16(02):93-101. doi:10.3329/agric.v16i02.40347
46. Amini E, Safdari MS, DeYoung JT, Weise DR, Fletcher TH. Characterization of pyrolysis products from slow pyrolysis of live and dead vegetation native to the southern United States. *Fuel*. 2019;235(August 2018):1475-1491. doi:10.1016/j.fuel.2018.08.112
47. Parthasarathy P, Sheeba KN. Generation of fuel char through biomass slow pyrolysis. *Energy Sources, Part A: Recovery, Utilization and Environmental Effects*. 2017;39(6):599-605. doi:10.1080/15567036.2016.1248799
48. Pranoto, Widjonarko DM, Rafidah S, Elmatiana E. Slow pyrolysis of coconut wood (*Cocos nucifera* L.) and bio-char compositions. *IOP Conference Series: Materials Science and Engineering*. 2020;858(1). doi:10.1088/1757-899X/858/1/012023
49. Agirre I, Griessacher T, Rösler G, Antrekowitsch J. Production of charcoal as an alternative reducing agent from agricultural residues using a semi-continuous semi-pilot scale pyrolysis screw reactor. *Fuel Processing Technology*. 2013;106:114-121. doi:10.1016/j.fuproc.2012.07.010
50. Carrier M, Hugo T, Gorgens J, Knoetze H. Comparison of slow and vacuum pyrolysis of sugar cane bagasse. *Journal of Analytical and Applied Pyrolysis*. 2011;90(1):18-26. doi:10.1016/j.jaap.2010.10.001
51. Bridgwater A v., Meier D, Radlein D. An overview of fast pyrolysis of biomass. *Organic Geochemistry*. 1999;30:1479-1493. doi:10.1016/S0146-6380(99)00120-5
52. Bridgwater A v., Peacocke GVC. Fast pyrolysis processes for biomass. *Renewable and sustainable energy reviews*. 2000;4(1):1-73. doi:10.1016/S1364-0321(99)00007-6
53. Hammond J, Shackley S, Sohi S, Brownsort P. Prospective life cycle carbon abatement for pyrolysis biochar systems in the UK. *Energy Policy*. 2011;39(5):2646-2655. doi:10.1016/j.enpol.2011.02.033
54. Charusiri W. Fast Pyrolysis of Residues from Paper Mill Industry to Bio-oil and Value Chemicals: Optimization Studies. *Energy Procedia*. 2015;74:933-941. doi:10.1016/j.egypro.2015.07.724
55. Ward J, Rasul MG, Bhuiya MMK. Energy recovery from biomass by fast pyrolysis. *Procedia Engineering*. 2014;90:669-674. doi:10.1016/j.proeng.2014.11.791
56. Paul AS, Panwar NL, Salvi BL, Jain S, Sharma D. Experimental investigation on the production of bio-oil from wheat straw. *Energy Sources, Part A: Recovery, Utilization and Environmental Effects*. 2020;00(00):1-16. doi:10.1080/15567036.2020.1779416
57. Coulson M, Bridgwater A v. Fast Pyrolysis of annually harvested crops for bioenergy applications. *Proceedings of the 2nd World Conference on Biomass Vol I*. 2004;(January 2004):1098.
58. Varma AK, Shankar R, Mondal P. A review on pyrolysis of biomass and the impacts of operating conditions on product yield, quality, and upgradation. In: *Recent Advancements in Biofuels and Bioenergy Utilization*. Springer Singapore; 2018:227-259. doi:10.1007/978-981-13-1307-3_10

59. Uzun BB, Apaydın Varol E, Pütün E. Pyrolysis: a Sustainable Way From Biomass to Biofuels and Biochar. In: *Biochar*. Cambridge University Press; 2016:239-265.
doi:10.1017/9781316337974.013
60. Bridgwater A v. *Fast Pyrolysis of Biomass: A Handbook Volume 3*; 2005.
61. Jawale L, Panwar NL, Salvi BL, Jain S, Sharma D, Jain NK. Experimental Investigation on Energy Recovery System for Continuous Biochar Production System. *International Journal of Environment and Climate Change*. Published online December 31, 2020:300-310.
doi:10.9734/ijecc/2020/v10i1230306
62. Diebold J, Scahill J. Ablative Pyrolysis of Biomass in Solid-Convective Heat Transfer Environments. *Fundamentals of Thermochemical Biomass Conversion*. Published online 1985:539-555. doi:10.1007/978-94-009-4932-4_30
63. Scott DS, Majerski P, Piskorz J, Radlein D. Second look at fast pyrolysis of biomass - the RTI process. *Journal of Analytical and Applied Pyrolysis*. 1999;51(1):23-37.
doi:10.1016/S0165-2370(99)00006-6
64. Fagernas L. *Chemical and Physical Characterization of Biomass-Based Pyrolysis Oils*; 1995.
65. Zhang Q, Chang J, Wang T, Xu Y. Review of biomass pyrolysis oil properties and upgrading research. *Energy Conversion and Management*. 2007;48(1):87-92.
doi:10.1016/j.enconman.2006.05.010
66. Lu Q, Li WZ, Zhu XF. Overview of fuel properties of biomass fast pyrolysis oils. *Energy Conversion and Management*. 2009;50(5):1376-1383. doi:10.1016/j.enconman.2009.01.001
67. Ronghou L, Weisheng N, Chunmei Z, Xiaofang Y JL. Experimental research of corn stalk pyrolysis for liquid production in a fluidized bed reactor. In: *2nd World Conference on Biomass for Energy, Industry and Climate Protection, Rome*. ; 2004.
68. Inguanzo M, Domínguez A, Menéndez JA, Blanco CG, Pis JJ. On the pyrolysis of sewage sludge: The influence of pyrolysis conditions on solid, liquid and gas fractions. *Journal of Analytical and Applied Pyrolysis*. 2002;63:209-220. doi:10.1016/S0165-2370(01)00155-3
69. Marushewski H. *Analysis of Slow Pyrolysis Liquids. PyNe Workshop, Montpellier*.; 1999.
70. Lu T, Yuan HR, Zhou SG, Huang HY, Noriyuki K, Chen Y. On the pyrolysis of sewage sludge: The influence of pyrolysis temperature on biochar, liquid and gas fractions. *Advanced Materials Research*. 2012;518-523:3412-3420.
doi:10.4028/www.scientific.net/AMR.518-523.3412
71. Antal MJ, Allen SG, Dai X, Shimizu B, Tam MS, Grønli M. Attainment of the theoretical yield of carbon from biomass. *Industrial and Engineering Chemistry Research*. 2000;39(11):4024-4031. doi:10.1021/ie000511u
72. Williams PT, Bagri R. Hydrocarbon gases and soils from the recycling of polystyrene waste by catalytic pyrolysis. *International Journal of Energy Research*. 2004;28(1):31-44.
doi:10.1002/er.949