

Same day Antiretroviral therapy initiation, Prevalence and co- factors of advanced HIV disease in an African population- a 1year report.

ABSTRACT

Background

Advanced HIV disease (AHD) represents a stage of HIV infection characterized by severe immunosuppression and a high risk of mortality. An understanding of the burden and associated risk factors for AHD is important in order to design programs targeted at prevention and treatment with the aim of reducing HIV associated morbidity and mortality. This study set out to determine the prevalence and risk factors for AHD in a tertiary health facility in Southern Nigeria as well as to ascertain the frequency of Same day initiation of HAART in AHD patients.

Methodology

This was a retrospective review of data from 419 adults and children diagnosed with AHD seen at the antiretroviral therapy (ART) clinic and Emergency department of the Rivers State University Teaching Hospital (RSUTH) over a 1year period. Details including personal bio-data and clinical information were obtained from the HIV registry of the hospital.

RESULTS

Four hundred and nineteen (419) patients were diagnosed with AHD between January 2021- January 2022 with a mean age of 35.8 years. Sixty four percent of the 218 persons tested for tuberculosis were positive while CrAg lateral flow assay was positive in 18 (9.2%) of the 196 patients tested. One hundred and forty-eight (148) of the advanced HIV population had CD4 cell count of <200cells comprising 144 (97%) adults and 4(3%) children. AHD, defined by a CD4 count of <200 cells was more prevalent within the age bracket of 40-49years (n=51, 34%) and among females [F:M 81 (55%) vs 67 (45%)]. Majority of the patients presented with WHO stage 3 disease (n=64, 43.2%) closely followed by stage 2 disease (n=47, 31.79%). Stage 4 disease was found in only 2.02%. The overall same day initiation (SDI) of AHD patients was 97% (n=144).

CONCLUSION

Advanced HIV disease is highly prevalent despite the test and treat approach to care. Interventions aimed at prevention, adherence to therapy as well as early recognition and treatment is paramount in reducing the burden of AHD.

KEY WORDS

Advanced HIV Disease, Same day initiation of antiretroviral therapy, Rivers State University Teaching Hospital

Introduction

HIV/AIDS is one of the most significant public health problems all over the world. In 2020, approximately 37.7 million people worldwide were living with HIV, 1.5 million people were newly infected with HIV, 680 000 people died from AIDS-related illnesses and only 28.2 million people had access to antiretroviral therapy as of June 2021.(1,2)

There is, however, a universal obligation to bring to an end, new cases of HIV infections and guarantee that everyone with HIV has access to HIV treatment. Therefore, the Joint United Nations Programme on HIV/AIDS (UNAIDS) set out targets to be achieved by 2025 to end HIV/AIDS as a public health threat by 2030.(3) The UNAIDS 2025 targets state that by 2025: 95% of people with HIV will know their status, 95% of people with HIV who know their status will be on treatment and 95% of people with HIV on treatment will be virally suppressed. Other targets are that by 2025: 95% of people most at risk of HIV will have access to combination prevention services, 95% of women of reproductive age will have their sexual reproductive health needs met, 95% of people will be able to access services to eliminate parent to child transmission of HIV, 95% of people with HIV and most at risk of HIV have access to services to support their overall health, such as for sexual and gender-based violence, mental health, tuberculosis, and other health conditions.(3,4)

Substantial progress has been made in controlling the HIV epidemic in the past years, with a considerable reduction in the rate of occurrence of new cases of the disease. Regardless of the programmatic efforts made to suppress the disease transmission, a significant percentage of people living with HIV still experience adverse disease progression before presenting to the hospital to receive treatment.(5) Late presentation for treatment of HIV is not only associated with higher complications and mortality but also increases sexual and perinatal transmission.(6) The adverse disease progression is known as 'Advanced HIV disease' (AHD), defined as a CD4 cell count below 200 cell/ μ l or the presence of WHO HIV clinical stage III or IV disease, during the first presentation for care. Additionally, all children living with HIV below five years are considered as having AHD.(7) AHD is commonly seen among persons infected with HIV during their first visit for HIV treatment (HAART-naïve) but can occur among HAART-experienced individuals.(8)

According to the World Health Organization, about 1 in 3 people living with HIV (PLHIV) present to care with advanced HIV disease (AHD). (9) Findings from community-based Population HIV Impact Assessment surveys conducted from 2016–2018 in 9 PEPFAR-supported countries found a prevalence of 11–22% of advanced HIV disease(10). Since the introduction of "same day ART initiation" (SDI) in 2016 by the WHO, this approach has been adopted by many countries including Nigeria (11). This approach though saddled with a lot of challenges such as unwillingness to start a lifelong medication suddenly, denial and mistrust of the diagnosis and government policies, faith-based beliefs, fear of discrimination and stigma, poverty, fear of the side effects of the medications and poor awareness of the consequences of delay in treatment initiation(12) is critical to the achievement of vision 2030.

In Nigeria, the HIV prevalence is estimated at 1.4% among adults aged 15–49 years. Women aged 15–49 years are more than twice as likely to be living with HIV than men and among children aged 0–14 years, HIV prevalence is 0.2%.(13,14) The national prevalence of AHD in Nigeria is still unknown, however, a review of CD4 test results on the National Data Repository showed that approximately 1 in 3 PLHIV had immunologic AHD and 1 in 6 PLHIV are highly immunocompromised, while the AIDS mortality rate is approximately 0.22 per 1,000.(15)

Advanced HIV disease (AHD) is associated with the occurrence of comorbidities, increased cost of hospital care and higher mortality, usually within the first six months of initiating HAART.(16) In the context of the associated burden of AHD, understanding the magnitude of advanced HIV disease in our healthcare setting and the associated factors that influence its occurrence is vital for resource management, provision of quality healthcare to improve the health status of PLHIV and reduction in mortality.

Nigeria has the second largest HIV epidemic in the world.(17) Amidst an estimated 1.8m persons living with HIV/AIDS in Nigeria with a national prevalence of 1.3% the national and regional Prevalence of AHD remains unknown. (18) However, a 2019 report released by the National HIV/AIDS Indicator Impact Survey (NAIIS) revealed an elevated HIV prevalence rate of 3.8% in Rivers state- a region in Southern Nigeria substantially higher than national prevalence of 1.4%.(19) This survey also reported that only 21% of PLWHIV in Rivers state are on life saving ART. (19) Consequently, the United States Center for Disease Control and Prevention (CDC) contracted the Institute for Human virology Nigeria (IHVN) to bridge this gap through the "Surge Project" which aims at reaching Key populations with HIV testing and treatment.

This study aims to assess the prevalence of AHD among patients who present for HIV treatment at the Rivers State University Teaching Hospital and to identify associated factors influencing the prevalence. We also wish to ascertain the percentage of AHD patients seen at our center who initiated HAART on same day of their enrollment.

Methodology

This is a retrospective study of HIV positive patients seen at the antiretroviral therapy (ART) clinic of the Rivers state university teaching hospital (RSUTH) over a 1year period (January 2021-January 2022). The RSUTH is a tertiary center of care located in southern Nigeria which is one of the seven major centers for the HIV "Surge Project" in Rivers State, Nigeria. Data from HIV positive individuals receiving care in our facility who has been diagnosed of advanced HIV disease were included in this study. Details including personal bio-data and clinical information will be obtained from the HIV registry of the hospital.

Inclusion and exclusion criteria: This is a retrospective review of data from HIV positive patients who are diagnosed of advanced HIV disease and/or have a CD4 count <200 cells/mm³ attending the ART clinic admitted via the accident and emergency of the Rivers state University Teaching Hospital (RSUTH) from Jan 2021-Jan 2022. HIV/AIDS patients who do not meet the WHO definition of Advanced HIV disease were excluded from the study as well as children older than two years who have been receiving ART for more than one year. Also, AHD patients diagnosed before or after Jan 2021-Jan 2022 were not be included in the study.

Ethical considerations

Ethical approval for the study was obtained from the ethical committee of the Rivers State University Teaching Hospital before commencement of the study with clearance number: RSUTH REC 2022170. Ethical issues and processes were addressed regarding data collection, storage, sharing and ownership of data, necessary safeguards for the protection of data and participants.

Study design and method

We collected data on patient demographics including age, sex, date of diagnosis, date of HAART initiation, CD4 cell count, HIV biomarkers, and Opportunistic infection screening and treatment—including tuberculosis (TB) using Determine™ TB LAM Ag test(20), and Cryptococcus infection using the Crag LFA IMMY®(21). Screening cascades were constructed based on the WHO Advanced HIV disease Guidelines.

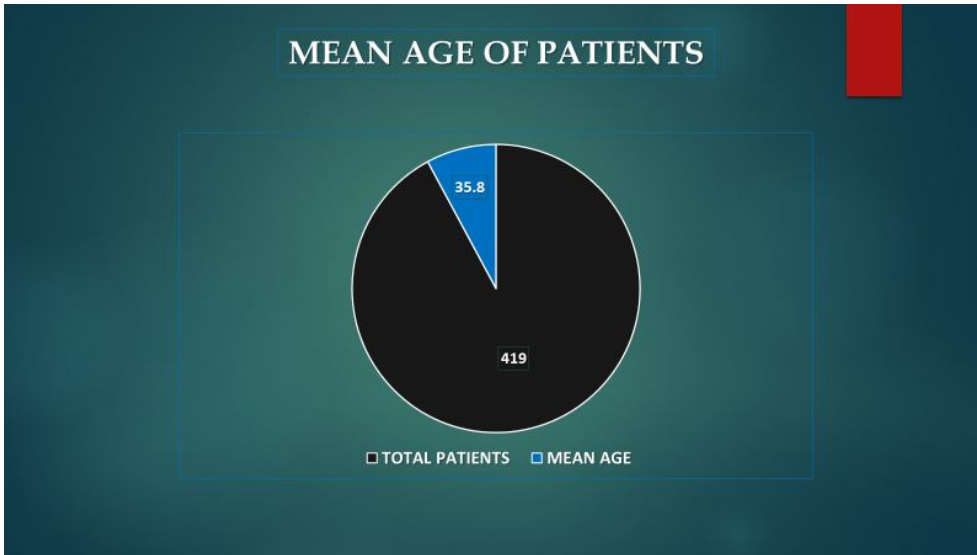
Data analysis

Data was assessed using Excel Tool Pak statistical package 2019 version. Data will be expressed as mean \pm standard deviation and percentages. Continuous variables will be compared with the students t-test while categorical parameters will be compared with chi-square. Relations among variables were assessed using Pearson correlation coefficient, odds ratio and odds logistic regression analysis. All tests were considered to be statistically significant at the P-value < 0.05 .

Results

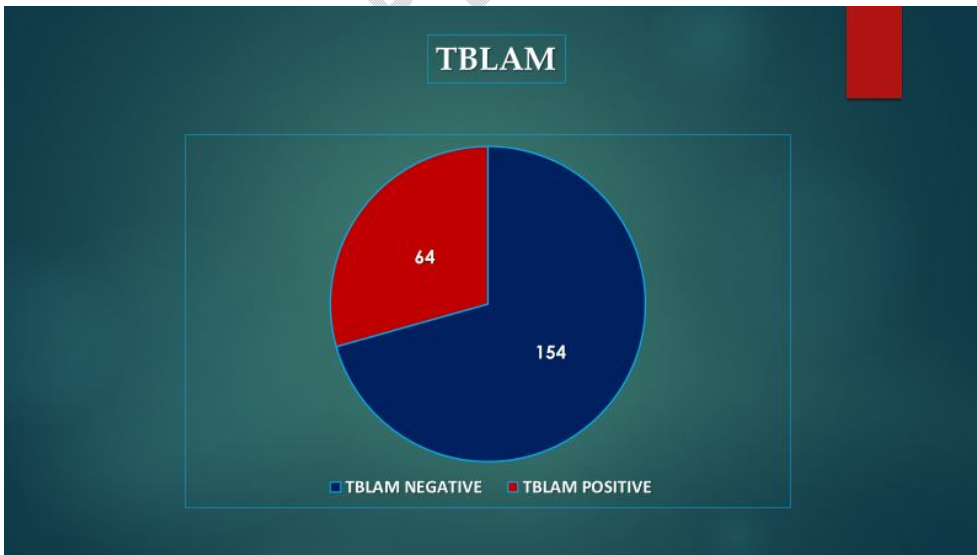
Clinical characteristics of the AHD patients

419 HIV seropositive patients were diagnosed with advanced HIV disease (AHD) in our center between January 2021- January 2022 with a mean age of 35.8 years (Graph 1).

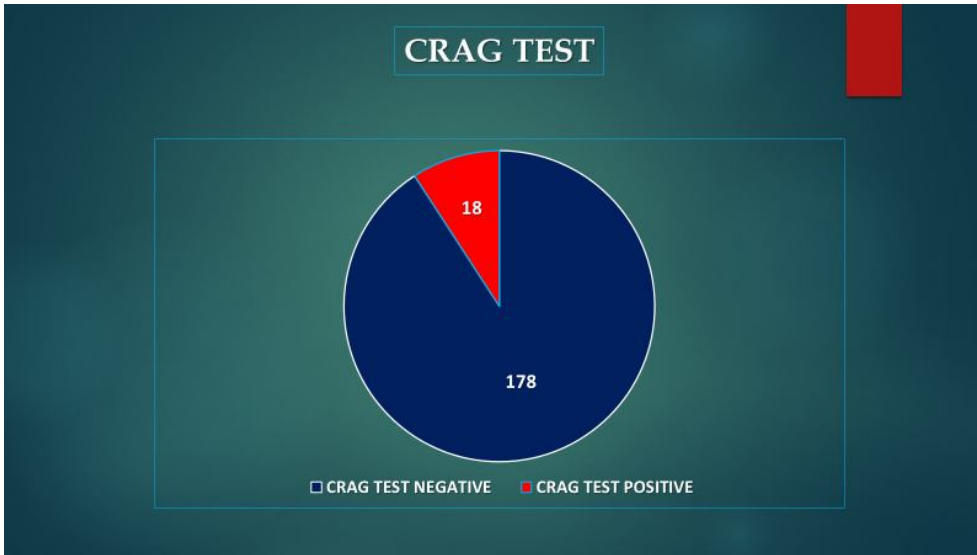


Graph 1: mean age of the study population

Based on the availability of test kits, enrolled patient had the TB-lam test, CD4 rapid test and CRAG tests done onsite at enrollment. Two hundred and eighteen (218) of the 437 patients were tested for tuberculosis (based on test kit availability) using the lateral flow urine lipoaribomannan assay (TB-LAM), a point of care rapid screening test that detects the presence of the Mycobacterium tuberculosis cell wall antigen lipoarabinomannan and Sixty-four (64, 29.4%) tested positive as shown below. Furthermore, CrAg lateral flow assay (CrAg LFA) - a dipstick test for the qualitative or semi quantitative detection of the capsular polysaccharide antigen of Cryptococcus species complex in serum, plasma or CSF was carried out on 196 patients and 18 (9.2%) were found to be positive. See Graph3.



Graph2: TB- Lam test of the study population



Graph3: CRAG test in the study population.

Clinical characteristics of the AHD patients with CD4<200 cells

One hundred and forty-eight (148) of the advanced HIV population had CD4 cell count of <200cells/ comprising 144 (97%) adults and 4(3%) children. Comparing the age distribution of the subgroup of the study population with CD4 cells<200 cells/, more patients within the age bracket of 40-49 had CD4 cells <200/ (n=51, 34%). See figure1.

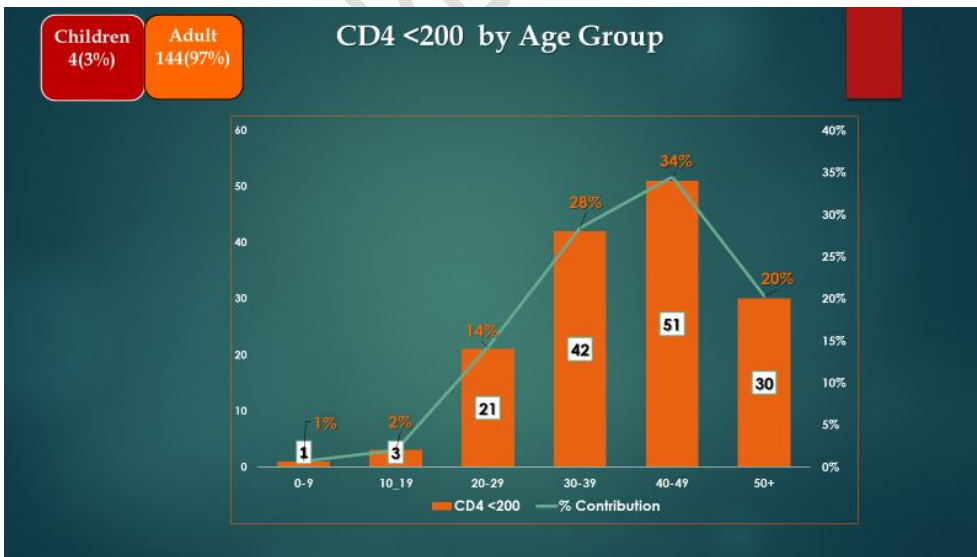


Figure 1: age distribution of AHD patients with CD<200 cells.

Comparing sexes of AHD patients with CD4<200cells/, we noted that there were more females than males [F:M 81 (55%) vs 67 (45%)] and they were predominantly females within the age group of 40-49 years. Figure 2.

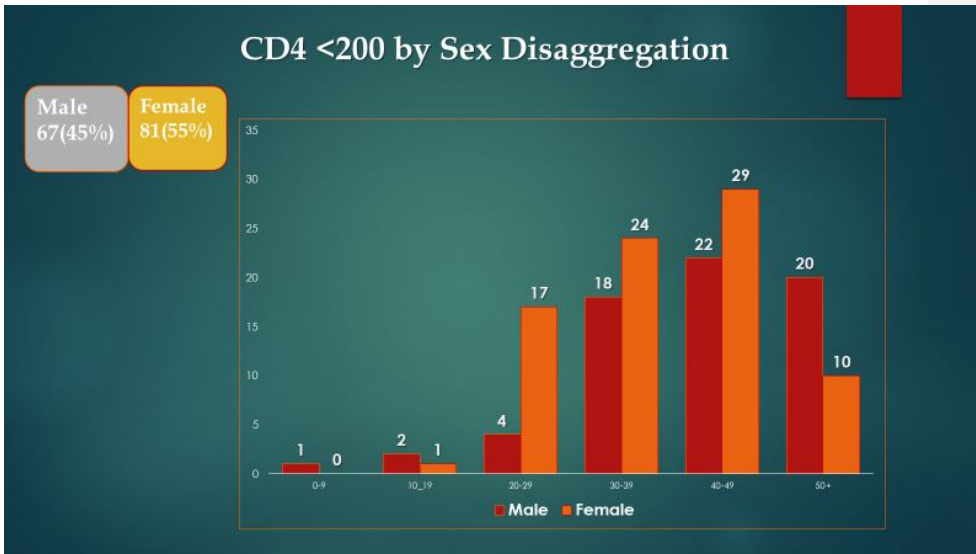


Figure 2: male to female of AHD patients with CD4<200 cells

Correlating AHD patients with CD4 cells<200 to the WHO clinical stage of HIV/AIDS, there were more patients with stage 3 disease (n=64, 43.2%) closely followed by stage 2 disease (n=47, 31.79%). There were however fewer patients who presented with WHO clinical stage 4 (2.02%).

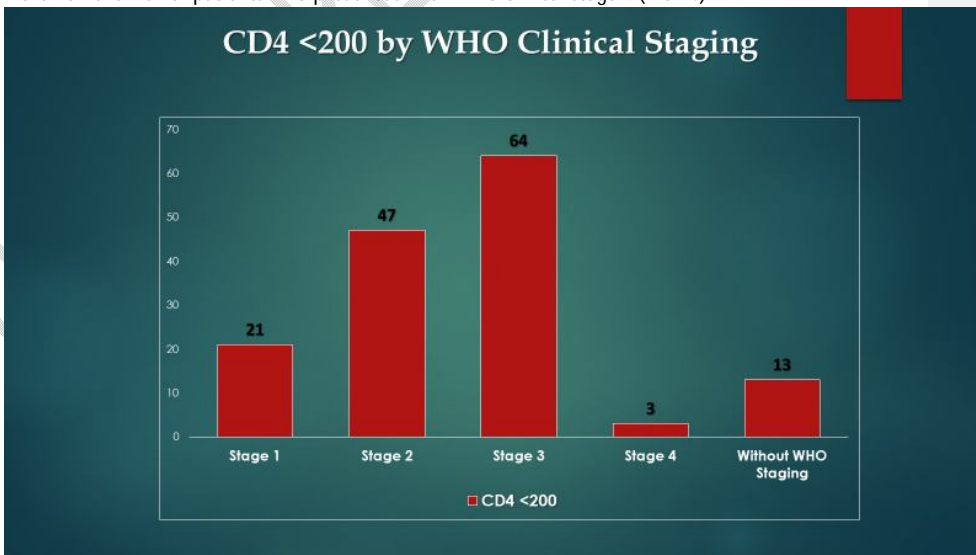


Figure 3: correlation of CD cells< 200 cells with WHO clinical stage

Same day initiation of ART (ART initiation at enrollment)

The overall same day initiation (SDI) of patients with CD4<200 cells (AHD patients) is 97% (n=144). This means that 144 of the 148 patients with <200 cells CD4 received antiretroviral therapy same day they presented in our facility.

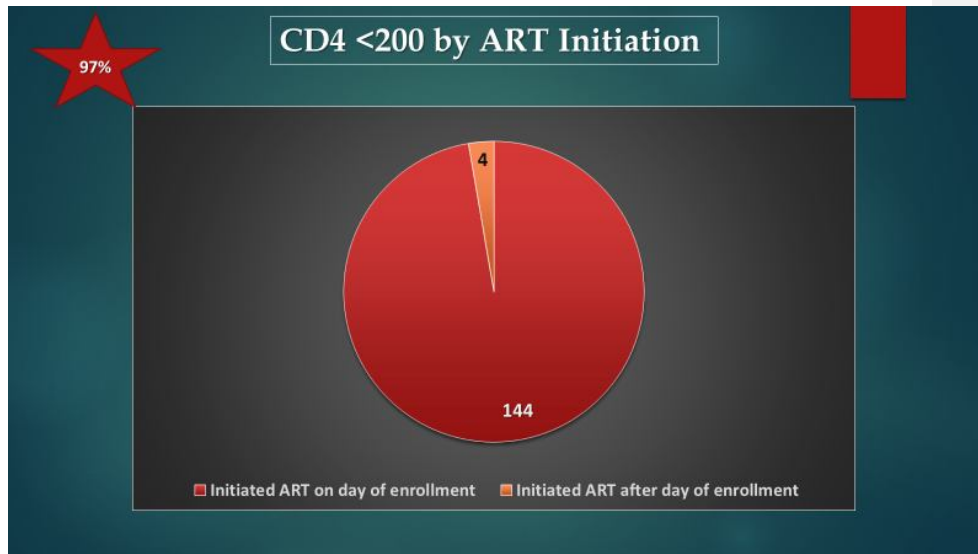


Figure 4: SDI in AHD population

Discussion

This was a 1-year report of AHD program in our facility following the "surge" project. According to a WHO recommendation issued in 2015, "all persons living with HIV should commence ART irrespective of clinical or immune status" (11). Despite this however, half the population of people living with HIV/AIDS continue to present to care with advanced HIV disease. This includes people presenting to care for the first time following an HIV diagnosis and people who have treatment failure and consequent decline in CD4 cell count(22). In RSUTH the ART clinic is structured to accommodate all the relevant thematic areas to offer AHD package of care. Thus, out of over 4700 HIV patients visiting the clinic on their appointment days, 419 HIV patients were found to have advanced HIV disease (fig 1) within the research period.

The mean age of our HIV population who were diagnosed with AHD is 35.8 years with a trend towards the younger age group which represents active, independent adult/youths that and may have multiple sex partners. This trend is not far from that reported by the BEEHIVE study (23,24)- a global open label genetics study of different HIV cohorts. This mean age of 35.8 years also clearly shows that adults are mostly involved in AHD and contact tracing will be required to reduce spread.

Tuberculosis had been a leading cause of death among people with HIV and ranks first amongst opportunistic infections associated with advanced HIV disease.(25,26). WHO recommends rapid diagnostic test and LF-LAM within National Tuberculosis Screening and diagnostic algorithm according to their feasibility, the level of health facility, resources and equity(27). Based on the availability of test kits in RSUTH ART clinic, 218 enrolled patients had their TB test using theTB-LAM of which 64.29% of the patients were positive for TB. Figure 2

Cryptococcal disease is one of the most important opportunistic infection among people living with advanced HIV disease and Sub-Saharan Africa share three quarter of the burden (28). A positive CrAg test was observed in 18 (9.2%) of 196 patients who were tested for cryptococcal infection which though higher than the global prevalence of 6% (29) is similar to reports from other African studies (29,29,30).

Additionally, access to CD4 count is readily available in RSUTH especially with the availability of point of care technologies and serves as a pre-requisite to enrollment of AHD patient. One hundred and forty-eight (148) of the advanced HIV population had CD4 cell count of <200 cells/ comprising 144 (97%) adults and 4 (3%) children. Comparing the age distribution of the subgroup of the study population with CD4 <200 cells, more patients within the age bracket of 40-49yrs had CD4 count of <200 cells per mm³ of blood (n=51, 34%). This implies that, within the study center (RSUTH), more focus should be on adults in this age bracket for enrollment into AHD package of care to reduce morbidity and mortality.

Correlating the patients with CD4<200 cells to the WHO staging we observed an inverse relationship as a higher number were with stage 2/3 representing over 75% (n=111) of the population. Furthermore, 21 (14.2%) were WHO stage 1 despite having CD4 less than 200 cells. Similar findings of low sensitivity of the WHO staging were also observed by Ilovi et al(31) and Baveewo et al (32) in their studies validating the WHO staging system.

In our study we observed an overall SDI for patients with CD4<200 cells/mm³ of 97% (n=144). A high SDI is important in improving HIV care retention, treatment uptake and eventually viral load suppression/reduction in sexual transmission of the disease. A 2019 meta-analysis of over 18011 participants concluded that rapid antiviral therapy initiation in PLWHIV/AIDs improves outcome across HIV treatment cascade (33).

Conclusion

Advanced HIV disease and its associated opportunistic infections is still highly prevalent despite the test and treat approach to care. Interventions such as the same day initiation of ART which is aimed at prevention, adherence to therapy as well as early recognition and treatment is paramount in reducing the burden of AHD.

REFERENCES

1. UNAIDS. Global HIV & AIDS statistics — Fact sheet | UNAIDS [Internet]. UNAIDS. 2021 [cited 2022 Mar 25]. Available from: <https://www.unaids.org/en/resources/fact-sheet>
2. UNAIDS. Global HIV/AIDS Overview | HIV.gov [Internet]. Hiv.Gov. 2018 [cited 2022 Mar 25]. Available from: <https://www.hiv.gov/federal-response/pepfar-global-aids/global-hiv-aids-overview>
3. Heath K, Levi J, Hill A. The Joint United Nations Programme on HIV/AIDS 95-95-95 targets: worldwide clinical and cost benefits of generic manufacture. *AIDS*. 2021 Dec 15;35:S197–203.
4. UNAIDS. Understanding Fast-Track Targets. Accelerating action to end the AIDS epidemic by 2030. Unaid. 2015.
5. Ndiaye B, Salleron J, Vincent A, Bataille P, Bonnevie F, Choisy P, et al. Factors associated with presentation to care with advanced HIV disease in Brussels and Northern France: 1997-2007. *BMC Infectious Diseases*. 2011 Jan 12;11(1):1–8.
6. Krentz HB, Gill J. Despite CD4 cell count rebound the higher initial costs of medical care for HIV-infected patients persist 5 years after presentation with CD4 cell counts less than 350 µl. *AIDS*. 2010;24(17):2750–3.
7. World Health Organization. Global HIV Programme. World Health Organization. 2020. p. HIV data and statistics.
8. Burgos J, Ribera E, Falcó V. Antiretroviral therapy in advanced hiv disease: Which is the best regimen? *AIDS Reviews*. 2018;20(1):3–12.
9. World Health Organization. HIV Treatment. 2017. p. 2–5.

10. Boyd AT, Oboho I, Paulin H, Ali H, Godfrey C, Date A, et al. Addressing advanced HIV disease and mortality in global HIV programming. *AIDS Research and Therapy*. 2020 Jul 10;17(1):1–7.
11. Guideline on when to start antiretroviral therapy and on pre-exposure prophylaxis for HIV [Internet]. [cited 2022 Aug 16]. Available from: <https://apo.who.int/publications/i/item/9789241509565>
12. Moges NA, Adesina OA, Okunlola MA, Berhane Y. Barriers and Facilitators of Same-Day Antiretroviral Therapy Initiation Among People Newly Diagnosed with HIV in Ethiopia: Qualitative Study Using the Transtheoretical Model of Behavioral Change. *J Multidiscip Healthc*. 2020 Dec 2;13:1801–15.
13. UNAIDS. New survey results indicate that Nigeria has an HIV prevalence of. 2021.
14. NACA. NIGERIA PREVALENCE RATE - NACA Nigeria [Internet]. National Agency For The Control Of AIDS NACA/Federal Ministry of Health. 2019 [cited 2022 Mar 26]. Available from: <https://naca.gov.ng/nigeria-prevalence-rate/>
15. NASCP. The CQUIN Project Virtual Workshop on Advanced HIV Disease. 2020.
16. Dat VO, Lyss S, Dung NTH, Hung LM, Pals SL, Anh HT Van, et al. Prevalence of Advanced HIV Disease, Cryptococcal Antigenemia, and Suboptimal Clinical Outcomes Among Those Enrolled in Care in Vietnam. *Journal of acquired immune deficiency syndromes (1999)*. 2021 Dec 15;88(5):487–96.
17. Health P. States With The Highest HIV Rate In Nigeria 2020/2021 - Public Health [Internet]. 2020 [cited 2022 Mar 23]. Available from: <https://www.publichealth.com.ng/states-with-highest-hiv-rate-in-nigeria-2020-2021/>
18. AHD-Meeting_Country-Template-NIG-v2_chai_edit.pdf [Internet]. [cited 2022 Mar 23]. Available from: https://cquin.icap.columbia.edu/wp-content/uploads/2020/07/AHD-Meeting_Country-Template-NIG-v2_chai_edit.pdf
19. Rivers State Surge Project - IHV NIGERIA.org [Internet]. [cited 2022 Apr 2]. Available from: <http://ihvnigeria.org/rivers-state-surge-project/>
20. Determine TB LAM Ag | Abbott Point of Care [Internet]. [cited 2022 Aug 3]. Available from: <https://www.globalpointofcare.abbott/en/product-details/determine-tb-lam.html>
21. Cryptococcus Lateral Flow Assay Test for serum, plasma, whole blood and cerebral spinal fluid. IMMY 50 tests - Diagnostic Products [Internet]. [cited 2022 Aug 3]. Available from: <https://www.alphalabs.co.uk/cr2003>
22. Consolidated guidelines on HIV prevention, testing, treatment, service delivery and monitoring: recommendations for a public health approach [Internet]. [cited 2022 Aug 16]. Available from: <https://www.who.int/publications-detail-redirect/9789240031593>
23. The BEe-HIVE Study [Internet]. Participate in Research. 2021 [cited 2022 Aug 16]. Available from: <https://www.iths.org/participate/the-bee-hive-study/>
24. Age difference in HIV infection matters – but it's not always the younger person who is at risk [Internet]. *aidsmap.com*. [cited 2022 Aug 16]. Available from: <https://www.aidsmap.com/news/mar-2018/age-difference-hiv-infection-matters-its-not-always-younger-person-who-risk>
25. Bares SH, Swindells S. Latent Tuberculosis and HIV Infection. *Curr Infect Dis Rep*. 2020 Jun 5;22(7):17.
26. Gupta RK, Lucas SB, Fielding KL, Lawn SD. Prevalence of tuberculosis in post-mortem studies of HIV-infected adults and children in resource-limited settings: a systematic review and meta-analysis. *AIDS*. 2015 Sep 24;29(15):1987–2002.

27. Global tuberculosis report 2020 [Internet]. [cited 2022 Aug 16]. Available from: <https://www.who.int/publications-detail-redirect/9789240013131>
28. Guidelines for The Diagnosis, Prevention and Management of Cryptococcal Disease in HIV-Infected Adults, Adolescents and Children: Supplement to the 2016 Consolidated Guidelines on the Use of Antiretroviral Drugs for Treating and Preventing HIV Infection [Internet]. Geneva: World Health Organization; 2018 [cited 2022 Aug 16]. (WHO Guidelines Approved by the Guidelines Review Committee). Available from: <http://www.ncbi.nlm.nih.gov/books/NBK531449/>
29. Haumba SM, Toda M, Jeffries R, Ehrenkranz P, Pasipamire M, Ao T, et al. Prevalence of cryptococcal antigen (CrAg) among HIV-positive patients in Eswatini, 2014–2015. *Afr J Lab Med*. 2020 Jul 29;9(1):933.
30. Dzoyem J, Kechia F, Ngaba G, Lunga P, Lohoue P. Prevalence of cryptococcosis among HIV-infected patients in Yaounde, Cameroon. *Afr Health Sci*. 2012 Jun;12(2):129–33.
31. Ilovi CS, Lule GN, Obel AO, Irimu HM. Correlation of WHO clinical staging with CD4 counts in adult HIV/AIDS patients at Kenyatta National Hospital, Nairobi. *East Afr Med J*. 2011 Feb;88(2):65–70.
32. Baveewo S, Ssali F, Karamagi C, Kalyango JN, Hahn JA, Ekoru K, et al. Validation of World Health Organisation HIV/AIDS Clinical Staging in Predicting Initiation of Antiretroviral Therapy and Clinical Predictors of Low CD4 Cell Count in Uganda. *PLOS ONE*. 2011 May 12;6(5):e19089.
33. Mateo-Urdiales A, Johnson S, Smith R, Nachega JB, Eshun-Wilson I. Rapid initiation of antiretroviral therapy for people living with HIV. *Cochrane Database Syst Rev*. 2019 Jun 17;6:CD012962.

Comment [ya1]: How the write of references, special for Reference No 11, 19-24, 27, 28 (No Author)