

Original Research Article

Influence of forest gap size on regeneration, vegetation structure and species diversity of woody vegetation in a secondary montane forest reserve, Kenya

Comment [1]: It is good work. However, proofreading by a Native Speaker is needed.

Abstract

South-Western (SW) Mau forest reserve has been experiencing anthropogenic and natural disturbances leading to creation of canopy openings in the secondary montane forest. The objective of this study was to determine how these canopy openings influence woody vegetation parameters; regeneration, forest structure and species diversity. The study was experimental employing a nested sampling design in disturbed sites of the forest reserve. Plots of 500 by 500 m were laid once at 100 m inwards from the forest edge in the three blocks of SW Mau; Ndoinet, Maramara and Itare. Gaps were randomly identified in the plots and gap area calculated using Ellipse Method (EM). Gap sizes were then categorized into three in relation to area; small (6-100 m²), medium (101-300 m²) and large (>300 m²). Species surrounding the gaps were identified and names inventoried. Quadrats of 5 by 5 and 1 by 1 m were randomly thrown in every gap size four and eight times for saplings (1-3 m high) and seedlings (<1 m high), respectively. Tree heights surrounding the gaps were measured using suunto clinometer and diameter at breast height (dbh) using diameter caliper (65 cm for small trees) and diameter tape for large trees (> 65 cm). A total of 41 gaps were identified with small gap sizes dominating (23). Kruskal-Wallis rank sum test indicated some differences although non-significant in regeneration, forest structure and species

diversity in the three gap sizes. The results were attributed to *Piper capensis* which invaded medium and large gap sizes creating canopy cover. It was concluded that canopy cover from the invasive species influenced woody vegetation parameters in the gap sizes. It is, therefore, recommended to clear the dense ground cover to allow better natural regeneration and also enrichment planting.

Keywords: Canopy cover; Canopy openings; Disturbed sites; Ellipse method; *Piper capensis*; Woody vegetation

1.0 Introduction

Natural forests are critical ecosystems because of the eco goods and services that accrues from them; timber, medicine, climate regulation, watershed protection, air quality improvement, habitat, biodiversity conservation, carbon sequestration among other importance[1, 2]. However, these forests have been experiencing both anthropogenic and natural disturbances[3] resulting in forest canopy gaps. These disturbances influence tree mortality, injury or removal; which affects the crown layer of forests by creating gaps of various sizes[4]. Human disturbances such as deforestation are known to be the most common in natural forests hence influence resources such as light radiation thus influencing plant species recruitment[5].

There has been rising demand on forest products to meet the needs of people in Kenya which results into increased pressure on Kenyan forests. This has resulted in increased harvesting of high valuable species; affecting the abundance and availability of such species hence biodiversity loss[6]. In South-Western (SW) Mau, for example, selective extraction of high value tree species and non-wood forest products have resulted into creation of canopy openings in the once closed canopy vegetation. This results into changes in ecological functions as well as habitats necessitating species loss[3]. Therefore, disturbances lead to overall impairment of regeneration of species, diversity, forest structure as well as site conditions due to canopy gaps[7]. Apart from human disturbances, forests are also experiencing natural disturbances; examples include hurricanes, wind, pests, climate change, diseases, wildfires[8], senescence, floods which may lead to mortality of single/many trees creating canopy gap(s)[9]. The frequency and size of a forest gap

is, thus, dictated by site preconditions such as soil moisture, topography, soil type, disturbance type, magnitude and frequency of the disturbances[10].

Forest gaps are, therefore, known to influence tree species since they determine microsite conditions within such micro-environments[4]. This implies that every gap size provides resources that are vital to a particular tree species. The most influenced microsite conditions are sun light, soil moisture, pH, soil temperature, litter quality, nutrients among other conditions. In addition, forest gaps are critical in defining the composition and structure of any forest type[5]. As a result, forest gaps leads to species richness through availing of the right resources with niche diversification[11]. Canopy openness are, thus, important in community dynamics of forests since they play an integral role in species coexistence as well as regeneration[4]. Both shade tolerant and shade intolerant species need canopy gaps to continue growing in height[12]. Forest gaps, therefore, provide variations in resources within the gaps, hence, availing resources for species established underneath to grow. Species also vary in resource requirements hence differences in responses in gap sizes resulting into structural complexity in forests[4].

Forest understory, therefore, depend on gap sizes to thrive well when the environmental conditions are availed. As a result, the impact of forest canopy openings interacts with woody vegetation parameters such as forest structure, regeneration and species diversity[4]. This can be explained by partitioning of abiotic requirements for seed germination, survival and growth. This is because, a diverse tree species has a particular light requirement which can only be dictated by gap size and landscape topography[11,13]. Due to gap size influence on woody vegetation

parameters, habitats (forests) have also been affected. Also, variations in resource availability in such disturbed forests results into environmental heterogeneity given its role in establishment and recruitment of tree species in forests[5]. The composition of species within natural forests relies more on canopy gaps rather than regeneration niches. Therefore, vegetation architecture, microsite conditions, tree traits, forest types and gap characteristics all merge to influence regeneration, structure and species diversity in natural forests[11].

Disturbances precisely of human origin continues to intensify in most natural forests leading to over-exploitation of forest resources. Mau forest is an example of an indigenous forest threatened by human encroachment, logging and deforestation which creates many canopy openings[11,12]. Considering the benefits that accrues from natural forests both at the local, regional and global scale, it is, therefore, crucial to direct attention to how gap sizes resulting from disturbances influence woody vegetation parameters. This can contribute to forest restoration and biodiversity conservation of indigenous forests. In Kenya, studies have been done on forest disturbances[14,7], however, fewer studies exist on gap sizes that accrues from the disturbances. The objective of this study was, therefore, to determine gap size influence on three woody vegetation population parameters; regeneration, forest structure and species diversity for biodiversity conservation.

2.0 2. Materials and methods

2.1 Site Description

The study was carried out in SW Mau forest (0°15'S- 0°47'S, 35°28'E - 35°69'E); one of the reserves in Mau Forest located in Bomet County-Kenya[14]. Currently, the reserve has an area of 60,000 ha of natural forest after a reduction from 84,000 ha associated with human

Formatted: Normal, No bullets or numbering

Formatted: Font: (Default) Times New Roman, 12 pt, Bold

disturbances[15, 16]. It has an elevation of 2100 to 3300 m above sea level and receives annual rainfall amount of 2000-3000 mm[15]. The reserve is made up of three blocks; Itare, Maramara and Ndoinet[17].

2.2 Research and sampling design

This study was experimental whereby, nested sampling design was employed. A sample plot of 500 by 500 m was laid in the disturbed sites of the forest at 100 m from the forest edge (cutline) and gaps randomly identified within. Digital Nikon camera was used to locate gap centres[12]. To calculate the individual gap area, Ellipse Method (EM) was utilized given that most gaps were regular in shape[18].

$$A = \pi \frac{ab}{4} \dots\dots\dots (i)$$

where;

$\pi = (3.14159)$; $b =$ longest distance perpendicular to the

$a =$ longest distance from the gap edge to the length at point O.

centre O;

To determine regeneration, 2 quadrats; 5 by 5 m and 1 by 1 m were laid four times and eight times in every gap size for saplings (1-3 m in height) and seedlings (<1 m in height) respectively and population recorded.

For the forest structure, tree species were grouped into; seedlings (< 1 m in height), saplings (1-3 m in height), understory (4-15 cm dbh), main canopy (16-35 cm dbh) and emergent layer (> 35 cm dbh). Tree heights (dbh>3 cm) were taken using Suunto clinometer while saplings and

seedlings were measured using a graduated 3 m rod. Tree diameter was measured using diameter calliper (65 cm for small trees) at dbh and diameter tape for huge trees (> 65 cm dbh). To determine the forest structural complexity, trees with dbh>3 cm were included and Holdridge's Complexity Index [19] used as follows:

$$HC = (A \times d \times n \times h) / 1500m^2 \dots\dots\dots(ii)$$

Where;

- HC = Holdridge's Complexity Index, n = number of species/1500 m²,
- A = basal Area (m²) h = mean tree height in meters.
- d = tree density i.e., of the trees/1500 m²,

To determine species diversity, all species within and surrounding the gap sizes were identified and names inventoried. The following indices were used;

Shannon Weiner Diversity Index (*H'*) for species diversity[20]

$$H' = -\sum_{i=1}^s (P_i) \ln(P_i) \dots\dots\dots(iii)$$

Simpson's Diversity Index (*1-D*) for species dominance [12]

$$D = \sum \left(\frac{n_i}{n} \right)^2 \dots\dots\dots(iv)$$

Where;

- H'* = Shannon-Wiener's Diversity Index, n= total number of all the individuals,
- S= number of genera, ln= natural log₁₀ of Pi
- Pi= ni/n = Simpson's Diversity Index
- ni= total number of individuals of species i,

Formatted: Font: (Default) Times New Roman

3.0 Results and discussions

3.1 Forest gap size grouping based on area in SW Mau reserve

Gap sizes were grouped into three categories; small gap size ranging from 6-100 m² in area, medium gap size ranging from 101-300 m² while large gap size > 300 m². Giving the synopsis of **Table 1**, a total of 41 gaps were encountered of which 7 were large gap sizes, 11 were medium gap sizes while small gap sizes dominated with 23. Additionally, Ndoinet recorded the highest number of gaps (17) with the common being small gap sizes (14) occasionally from human activities.

Table 1 Distribution of forest gap sizes in the disturbed sites of SW Mau blocks

Sites		Itare	Maramara	Ndoinet	Total gap sizes
Gap sizes	<i>Large</i>	3	3	1	7
	<i>Medium</i>	7	2	2	11
	<i>Small</i>	3	6	14	23
Grand total		13	11	17	41

South-Western Mau Forest reserve recorded higher number of small gap sizes followed by medium and lastly large gap sizes. The findings were congruent to those reported by Hammond et al.[12] that small gap sizes in Masaryk Training Forest Enterprise Křtiny were higher than the remaining two gap sizes. Constant anthropogenic disturbances in SW Mau could be the cause of higher number of small gap sizes thus similar to other earlier studies[3, 8, 22].

Likewise, a study demonstrates same results that small gap sizes were many compared with the other gap sizes in temperate forest of Qinling Mountains, China[23]. On the other hand,

categorization of small gap sizes [22] was also similar to the current study. This study was also congruent with previous findings that small gap sizes are the most common in natural forests triggered by tree death/removal[12]. Therefore, in SW Mau Forest reserve, small gap sizes are attributed to human disturbances[7] while large and medium gap sizes are occasionally caused by natural disturbances[23].

3.2 Effect of gap size on rRegeneration of woody species in SW Mau Forest

Small gap sizes recorded the highest number of seedlings (959) compared with the medium and large gap sizes (Table 2). On the other hand, *Psydraxschimperiana* was the dominant species among seedlings recorded (218) followed by *Macaranga kilimandscharica*(199) then *Syzygiumguineense*(195) in the small gap sizes. The total count of seedlings in medium gap sizes was 664 with *Psydraxschimperiana*(155) taking the lead followed by *Tabaenamontanastapfiana* (149). Large gap sizes, however, recorded the least count of seedlings (412) with *Tabaenamontanastapfiana*taking the lead (111) followed by *Macaranga kilimandscharica*(81).

Table 2: Abundance of seedlings (regeneration) in different gap sizes

Family	Genus	Species	SGS (%)	MGS (%)	LGS (%)
Rubiaceae	<i>Psydrax</i>	<i>P. schimperiana</i>	218(22.73)	155(23.34)	55(13.35)
Euphorbiaceae	<i>Macaranga</i>	<i>M. kilimandscharica</i>	199(20.75)	42(6.33)	81(19.66)
Myrtaceae	<i>Syzygium</i>	<i>S. guineensii</i>	195(20.33)	25(3.77)	41(9.95)
Apocynaceae	<i>Tabernaemontana</i>	<i>T. stapfiana</i>	79(8.24)	149(22.44)	111(26.94)
Podocarpaceae	<i>Podocarpus</i>	<i>P. latifolius</i>	41(4.28)	21(3.16)	3(0.73)

Mimosaceae	<i>Albizia</i>	<i>A. gummifera</i>	33(3.44)	45(6.78)	11(2.67)
Primulaceae	<i>Rapanea</i>	<i>R. melanophloes</i>	30(3.13)	3(0.45)	1(0.24)
Meliaceae	<i>Trichilia</i>	<i>T. emitica</i>	27(2.82)	67(10.09)	5(1.21)
Euphorbiaceae	<i>Neoboutonia</i>	<i>N. macrocalyx</i>	26(2.71)	70(10.54)	32(7.77)
Fabaceae	<i>Acacia</i>	<i>A. mearnsii</i>	24(2.50)	-----	-----
Celastraceae	<i>Maytenus</i>	<i>M. rotudos</i>	15(1.56)	-----	14(3.40)
Myricaceae	<i>Morella</i>	<i>M. salicifora</i>	15(1.56)	-----	-----
Rosaceae	<i>Prunus</i>	<i>P. africana</i>	13(1.36)	3(0.45)	2(0.49)
Sapindaceae	<i>Allophylus</i>	<i>A. abyssinicus</i>	9(0.9)	29(4.37)	8(1.94)
Rutaceae	<i>Zanthoxylum</i>	<i>Z. gillettii</i>	9(0.94)	28(4.22)	8(1.94)
Fabaceae	<i>Millettia</i>	<i>M. dura</i>	7(0.73)	1(0.15)	12(2.91)
Araliaceae	<i>Schefflera</i>	<i>S. volkensii</i>	3(0.31)	-----	3(0.73)
Monimiaceae	<i>Xymalos</i>	<i>X. monospora</i>	3(0.31)	2(0.30)	8(1.94)
Flacourtiaceae	<i>Dovyalis</i>	<i>D. abyssinica</i>	2(0.21)	1(0.15)	-----
Fabaceae	<i>Acacia</i>	<i>A. lahai</i>	1(0.10)	-----	1(0.24)
Alariaceae	<i>Polyscias</i>	<i>P. capensis</i>	1(0.10)	-----	1(0.24)
Others	<i>Others</i>	<i>Others</i>	9(0.94)	-----	2(0.49)
Pittosporaceae	<i>Pittosporum</i>	<i>P. viridiflorum</i>	-----	4(0.60)	-----
Asparagaceae	<i>Dracaena</i>	<i>D. steudneri</i>	-----	11(1.66)	2(0.49)
Boraginaceae	<i>Ehretia</i>	<i>E. cymosa</i>	-----	4(0.60)	9(2.18)
Hamamelidaceae	<i>Trichocladus</i>	<i>T. ellipticus</i>	-----	4(0.60)	-----

Meliaceae	<i>Ekebergia</i>	<i>E. capensis</i>	-----	-----	1(0.49)
	<i>Teclea</i>	<i>T. nobilis</i>	-----	-----	1(0.49)
S20,M18,L21	S21,M19,L23	S22,M19,L23	959(100)	664(100)	412(100)

GS in the table represent gap size, S, M and L also represent small, medium and large gaps respectively.

Mean number of seedlings in the three gap sizes exhibited an increased regeneration in the small gap sizes (43.59) compared with medium (35.95) and large gap sizes (17.91) (Figure 1).

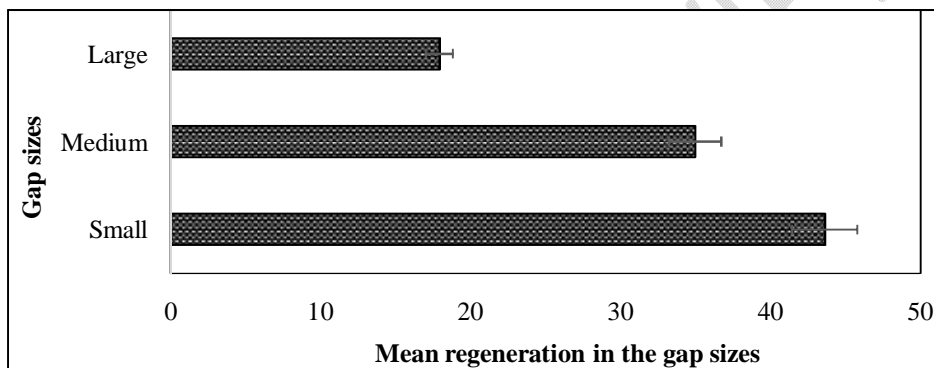


Figure 1: Mean regeneration in the different gap sizes

However, Kruskal-Wallis rank sum H test recorded, chi-squared = 36.77, $df=36$, $P=0.43$, which showed no significant difference in regeneration in the three gap sizes. The null hypothesis failed to be rejected and was concluded that gap size had no influence on regeneration in SW Mau forest.

Small gap sizes recorded the highest number of seedling population regenerating compared with the other two gap sizes. This was contrary to previous findings by Hammond et al. [12] which reported a significant difference among gap sizes; with large gap sizes having the highest count of species regeneration while small gap sizes recorded the least. Regeneration

of species in any forest is, thus, determined by canopy gap sizes which influence environmental conditions such as; light, pH, litter, moisture availability and nutrient availability[13]. Forest gap sizes thus positively affects species composition and abundance of seedlings[24].

Most regenerating species were reported beneath the mother plants in small gap sizes. This result was thus similar to other findings that there is high regeneration of species under mother plants[25]. Regeneration can therefore be related to gap characteristics; shape, size and position which again influence seed dispersal, root density and microsite conditions[11]. A research on spruce and beech reported that regeneration of the two species was determined by diffuse light which corroborated with this study on high seedling population in small gap sizes. In addition, other previous studies also reported that disturbances causing canopy gaps influences regeneration as well as species composition[10].

The low number of seedlings in medium and large gap sizes in the current study was thus attributed to *Piper capensis* bush among other invasive species which invaded the forest. The results corroborate with other studies that large scale disturbances encourage the growth of shade intolerant [24]. Additionally, small gap sizes failed to avail enough light for light demanding species hence lack of engulfment by invasive species thus regeneration of climax species[12]. The invasive species therefore created a canopy cover which influenced species-specific pattern caused by gradient in resources[26]. However, the results were contrary to the findings by Guo et al. [23] who showed increased regeneration in medium gap sizes. The current study showed that small gap sizes were crucial for regeneration of species contrary

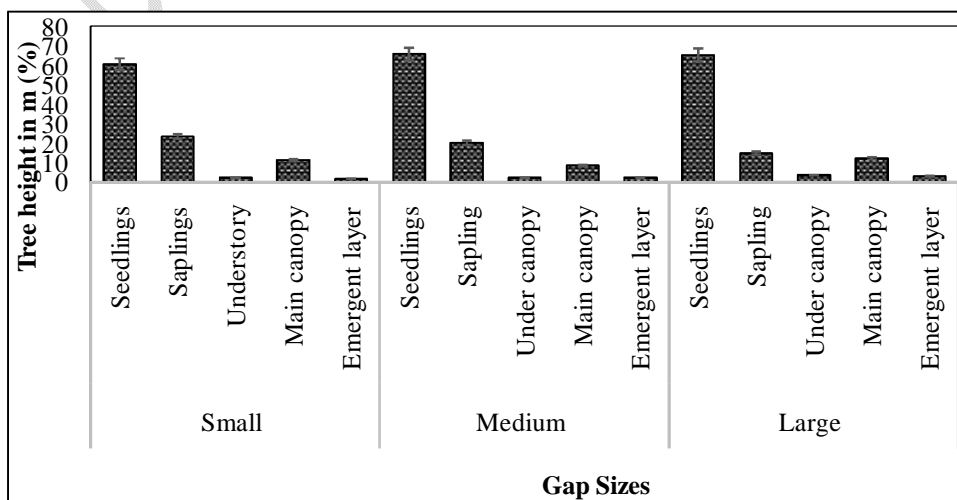
also to the findings by Zhang and Yi [27] who reported increase in regeneration with increase in gap size.

Variations in species regeneration in the gap sizes can be attributed to gradients in microsite conditions such as light, soil moisture, soil temperature and nutrients [28]. Therefore, invasion of medium and large gap sizes by *Piper capensis* resulted into resource deficit in the forest negatively affecting the establishment of shade bearing species [12]. This could explain the reason why medium and large gap sizes recorded low seedling population hence similar to previous studies [28]. Forest gap sizes influence species regeneration since environmental conditions are compromised [28,29]. This could explain the presence of some seedling species in specific gap sizes [12].

Formatted: Space Before: 12 pt

3.3 Effect of gap size on forest structure

Forest structure was determined based on tree dbh and height which showed that seedling level was the highest life form (over 60%) followed by sapling level (over 20%) in the three gap sizes (Figure 2). Understorey population was low with small and medium gap sizes recording



the lowest (2.46% each) compared with large gap sizes (3.70 %). Similarly, main canopy recorded a relatively high tree height in small, medium and large gap sizes; 11.39%, 8.80% and 12.40% respectively. However, emergent layer was recorded low in small gap sizes (1.91%) than in medium (2.46%) and large gap sizes (3.30%).

Figure 2: Vertical Forest stratification based on growth levels

To determine structural complexity of the forest, trees with dbh>3 cm were used, employing Holdridge's Complexity Index (HCI). Small gap sizes recorded the highest complexity index (HCI 40) based on tree density, basal area, mean tree height and number of species. However, medium and large gap sizes recorded HCI <10 (Figure 3).

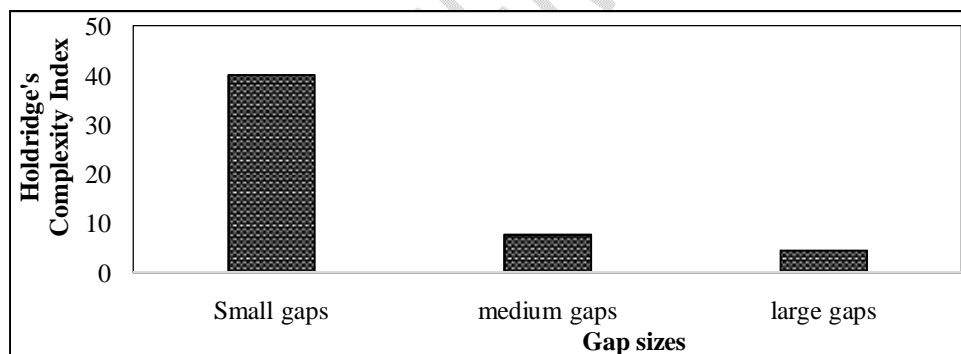


Figure 3: Holdridge's Complexity Index in the three different gap sizes

However, there was no significant difference in forest structure recorded in the three gap sizes; Kruskal-Wallis (chi-squared =138.04, df=126, $P=0.22$). Since $P>0.05$, null hypothesis failed to be rejected. It was concluded that gap size had no influence on forest structure in the current study.

There was high number of undergrowth (seedlings) population in small gap sizes followed by saplings. However, mean tree diameter and height was higher in large gap sizes compared with medium and small gap sizes. High seedling population in small gap sizes exhibited that the gap size fostered a positive response to already established tree species. In addition, diversity in species show variations in physiognomic appearance of the forest brought about by different techniques of species to acquire resources [30]. The presence of high seedling population in the small gap sizes was related to resource availability due to lack of interceptions from invasive species[27, 28,31]. Moreover, small gap sizes recorded the lowest mean in tree diameter and height. This could be due to low light exposure which reduced tree development[26].

Higher structural complexity in small gap sizes could be related to resource availability; soil moisture, light radiation and soil temperature. This could explain the reason for high undergrowth in small gap sizes [28].Resource gradient in the gap sizes result into increased seedling establishment and development in small gap sizes leading to competition for the available resources hence complex structure[32]. Small gap sizes are easily filled by lateral branches thus allows for usurping by the already established seedlings[12], hence resulting into canopy ruggedness[33].

In addition, large gap sizes recorded the highest mean in tree dbh and height compared with the other two gap sizes. This result was similar to the report by Fotiset al.[30]who demonstrated that large gap sizes increases tree development due to reduced resource competition. Furthermore, species composition in the gaps which is dictated by tree heights, leaf arrangement and crown space also lead to variations in structural complexity in the gap

sizes. Low HCI in medium and large gap sizes was attributed to *Piper capensis* invasion which created a low uniform canopy layer[12]. This allowed for more sun flecks to penetrate to the ground hence increased tree development[29].

3.4 Gap size effects on species diversity

Descriptive statistics on species diversity showed that small gap sizes recorded 28 species(**Table 3**). On the other hand, medium gap sizes followed with 25 species and lastly large gap sizes with 24 species. In overall, *Macaranga kilimandscharica* was the dominant in the three gap sizes. Generally, small gap sizes had the highest number of species (28) compared with medium and large gap sizes.

Table 3: Species diversity status in the three gap sizes

Family	Genus	Species	SG	MG	LG
Euphorbiaceae	<i>Macaranga</i>	<i>M.kilimandscharica</i>	+	+	+
Myrtaceae	<i>Syzygium</i>	<i>S.guineensis</i>	+	+	+
Rubiaceae	<i>Psydrax</i>	<i>P.schimperiana</i>	+	+	+
Apocynaceae	<i>Tabernaemontana</i>	<i>T.stapfiana</i>	+	+	+
Meliaceae	<i>Trichilia</i>	<i>T.emitica</i>	+	+	+
Euphorbiaceae	<i>Neoboutonia</i>	<i>N.macrocalyx</i>	+	+	+
Myricaceae	<i>Morella</i>	<i>M.salicifora</i>	+	+	+
Celastraceae	<i>Maytenus</i>	<i>M.rotudos</i>	+	-	+
Podocarpaceae	<i>Podocarpus</i>	<i>P.latifolius</i>	+	+	+
Primulaceae	<i>Rapanea</i>	<i>R.melanophloes</i>	+	+	+

Rutaceae	<i>Zanthoxylum</i>	<i>Z. gillettii</i>	+	+	+
Mimosaceae	<i>Albizia</i>	<i>A. gummifera</i>	+	+	+
Alariaceae	<i>Polyscias</i>	<i>P. capensis</i>	+	+	+
Sapindaceae	<i>Allophylus</i>	<i>A. abyssinicus</i>	+	+	+
Fabaceae	<i>Millettia</i>	<i>M. dura</i>	+	+	+
Fabaceae	<i>Acacia</i>	<i>A. lahai</i>	+	-	+
Meliaceae	<i>Ekebergia</i>	<i>E. capensis</i>	+	-	+
Monimiaceae	<i>Xymalos</i>	<i>X. monospora</i>	+	-	+
Fabaceae	<i>Acacia</i>	<i>A. mearnsii</i>	+	-	-
Ebenaceae	<i>Diospyros</i>	<i>D. abyssinica</i>	+	-	-
Sterculiaceae	<i>Dombeya</i>	<i>D. torrida</i>	+	+	-
Flacourtiaceae	<i>Dovyalis</i>	<i>D. abyssinica</i>	+	-	-
Boraginaceae	<i>Ehretia</i>	<i>E. cymosa</i>	+	+	+
Celastraceae	<i>Maytenus</i>	<i>M. ovatus</i>	+	-	-
Rosaceae	<i>Prunus</i>	<i>P. africana africana</i>	+	+	+
Araliaceae	<i>Schefflera</i>	<i>S. volkensii</i>	+	-	+
Rutaceae	<i>Teclea</i>	<i>T. nobilis</i>	+	-	+
Others	<i>Others</i>	<i>Others</i>	+	-	+
Rhamnaceae	<i>Rhamnus</i>	<i>R. prinoides</i>	-	+	-
Hamamelidaceae	<i>Trichocladus</i>	<i>T. ellipticus</i>	-	+	-
Asparagaceae	<i>Dracaena</i>	<i>D. steudneri</i>	-	+	+

Pittosporaceae	<i>Pittosporum</i>	<i>P. viridiflorum</i>	-	+	-
Flacourtiaceae	<i>Dovyalis</i>	<i>D. macrocalyx</i>	-	+	-
SG24	SG26	SG28			
MG23	MG25	MG25			
LG22	LG24	LG24			

Data source: Field sampling by researchers

SG represent small gap; MG represent medium gap while LG represent large gap, + represent species presence and - represent species absence.

Shannon Weiner Diversity Index was higher in the three gap sizes ($= >2$) with large gap sizes recording the highest (2.63) followed by medium (2.60) and small gap sizes (2.58) (Table 4).

Table 4: Species diversity, evenness and dominance in different gap sizes

Diversity indices	Small gap	Medium gap	Large gap
<i>H'</i>	2.58	2.60	2.63
<i>HE</i>	0.77	0.81	0.83
<i>D</i>	0.88	0.91	0.90

H' represent Shannon Weiner Diversity Index, *HE* represents evenness and *D* represent Simpson's Diversity Index

However, Kruskal-Wallis rank sum test reported; chi-squared=24.80, df=19, $P=0.17$. Since $P>0.05$, null hypothesis failed to be rejected and was concluded that gap size had no influence on species diversity in SW Mau forest.

Small gap sizes exhibited the highest species diversity compared with medium and large gap sizes. The results were similar to the study by Hammond et al. [12] who reported increased species diversity in gaps. However, the results were contrary to other studies that species

diversity increases with increase in gap size[22]. Various species are established in different gap sizes based on their techniques in acquiring resources[12]. Gap sizes are thus known to influence resources such as light radiation hence diversity in species[29].

The differences in species diversity in the gap sizes can be attributed to heterogeneity in microsite conditions[12,29]. The differences in light intensity in the gap sizes leads to species diversity given their variations in resource requirements. For example, light intensity is expected to be low in small gap sizes followed by medium then large gap sizes[12]. Large gap sizes recorded many shade-intolerant species ranging from *Piper capensis* to *Dombeyatorrida*, *Macaranga kilimandscharica* among other species. This could be related to high light availability[32]. The presences of rare species (shade intolerant) in medium and large gap sizes was also similar to the results by Velázquez and Wiegand[26].

The presence of many species in small gap sizes compared with the other gap sizes could also be related to 'sky view' which could not hinder seed dispersal thus driving species colonization[33]. Therefore, small gap sizes could have received direct sun light reaching the ground due to less interception[23]. However, less species were recorded under invasive species closed canopy due to reduced germination of shade tolerant species [25]. This could explain low seedling population in large and medium gap sizes under *Piper capensis* bushes.

Conclusion

South-Western Mau forest exhibits three main gap sizes; small, medium and large gap sizes created by both human and natural disturbances. Being a natural forest, it has been invaded by invasive species (*Piper capensis*) in medium and large gap sizes. This species forms a dense canopy cover which influences microsite conditions. The species form shade which cannot

allow for shade intolerant species to emerge from beneath hence influencing woody vegetation parameters.

Recommendations

There should be strategies to clear the dense ground cover caused by *Piper capensisto* allow better natural regeneration.

There should be enrichment planting in the created gap sizes for biodiversity conservation.

Ethical approval

This research does not include studies done on animals/humans subject by any of the authors.

References

- [1] Bewernick T. Mapping forest degradation in the Mau Forest Complex using NDFI time series. MSc Thesis Dissertation Wagening Univ Res Cent Neth. 2016;9-26.
- [2] Kimutai DK, Watanabe T. Forest-cover change and participatory forest management of the lembus forest, Kenya. *Environments*. 2016;3(3):20.
- [3] Chaudhry S. Politics of land excisions and climate change in the Mau Forest Complex: A case study of the South-Western Mau Forest. *J Sustain Environ Peace*. 2019;1(2):52-62.
- [4] Černecká L, Mihál I, Gajdoš P, Jarčuška B. The effect of canopy openness of European beech (*Fagus sylvatica*) forests on ground-dwelling spider communities. *Insect Conserv Divers*. 2020;13(3):250-61.

- [5] Cerqueira AF, Rocha-Santos L, Benchimol M, Mielke MS. Habitat loss and canopy openness mediate leaf trait plasticity of an endangered palm in the Brazilian Atlantic Forest. *Oecologia*. 2021;196(3):619-31.
- [6] Mutugi M, Kiiru W. Biodiversity, Local Resource, National Heritage, Regional Concern and Global Impact: The Case of Mau Forest, Kenya. *Eur Sci J*. 2015; 1:681-91.
- [7] Ronoh DK, Sirmah PK, Hitimana J, Mullah CJA. Variation in Regeneration Density and Population Structure of *Prunus africana* Across Human Disturbance Gradient in South West Mau Forest, Kenya. *Int J Nat Resour Ecol Manag*. 2018;3(1):1-8.
- [8] Johnson DJ, Magee L, Pandit K, Bourdon J, Broadbent EN, Glenn K. Canopy tree density and species influence tree regeneration patterns and woody species diversity in a longleaf pine forest. *For Ecol Manag*. 2021; 490:1-10.
- [9] Przepióra F, Loch J, Ciach M. Bark beetle infestation spots as biodiversity hotspots: Canopy gaps resulting from insect outbreaks enhance the species richness, diversity and abundance of birds breeding in coniferous forests. *For Ecol Manag*. 2020; 473:1-11.
- [10] Feldmann E, Drößler L, Hauck M, Kucbel S, Pichler V, Leuschner C. Canopy gap dynamics and tree understory release in a virgin beech forest, Slovakian Carpathians. *For Ecol Manag*. 2018; 415:38-46.
- [11] Diaci J, Rozman J, Rozman A. Regeneration gap and microsite niche partitioning in a high alpine forest: Are Norway spruce seedlings more drought-tolerant than beech seedlings? *For Ecol Manag*. 2020; 455:21-30.

- [12] Hammond ME, Pokorný R. Diversity of Tree Species in Gap Regeneration under Tropical Moist Semi-Deciduous Forest: An Example from Bia Tano Forest Reserve. *Diversity*. 2020;12(8):301.
- [13] Zhu J jun, Matsuzaki T, Lee F Qin, Gonda Y. Effect of gap size created by thinning on seedling emergency, survival and establishment in a coastal pine forest. *For Ecol Manag*. 2003;182(1-3):339-54.
- [14] Kinjanjui JM, Karachi M, Ondimu KN. Natural regeneration and ecological recovery in Mau Forest complex, Kenya. *Open J Ecol*. 2013;3(6):417-21.
- [15] Wanyama I, Pelster DE, Arias-Navarro C, Butterbach-Bahl K, Verchot LV, Rufino MC. Management intensity controls soil N₂O fluxes in an Afromontane ecosystem. *Sci Total Environ*. 2018; 624:769-80.
- [16] Butynski TM, De Jong YA. South Western Mau Forest Reserve Game-Proof Barrier Feasibility Study. Nairobi Initiat Sustain Landsc ISLA. 2016;172-6.
- [17] Githumbi EN, Courtney Mustaphi CJ, Marchant R. Late Pleistocene and Holocene Afromontane vegetation and headwater wetland dynamics within the Eastern Mau Forest, Kenya. *J Quat Sci*. 2021;36(2):239-54.
- [18] De Lima RAF. Gap size measurement: the proposal of a new field method. *For Ecol Manag*. 2005;214(1-3):413-9.
- [19] Holdridge LR, Grenke WC. Forest environments in tropical life zones: a pilot study. *For Environ Trop Life Zones Pilot Study*. 1971;739-47.
- [20] Shannon CE. A mathematical theory of communication. *Bell Syst Tech J*. 1948;27(3):379-423.

- [21] Xia Y. Correlation and association analyses in microbiome study integrating multiomics in health and disease. Chapter Eleven. In: Sun J, editor. Progress in Molecular Biology and Translational Science [Internet]. Academic Press; 2020; 171: 309-491. [cited 2022 Aug 29].
- [22] Devagiri GM, Khaple AK, Mohan S, Venkateshamurthy P, Tomar S, Arunkumar AN. Species diversity, regeneration and dominance as influenced by canopy gaps and their characteristics in tropical evergreen forests of Western Ghats, India. *J For Res.* 2016;27(4):799-810.
- [23] Guo Y, Zhao P, Yue M. Canopy disturbance and gap partitioning promote the persistence of a pioneer tree population in a near-climax temperate forest of the Qinling Mountains, China. *Ecol Evol.* 2019;9(13):7676-87.
- [24] Song X, Hogan JA, Lin L, Wen H, Cao M, Yang J. Canopy openness and topographic habitat drive tree seedling recruitment after snow damage in an old-growth subtropical forest. *For Ecol Manag.* 2018; 429:493-502.
- [25] Tinya F, Márialigeti S, Bidló A, Ódor P. Environmental drivers of the forest regeneration in temperate mixed forests. *For Ecol Manag.* 2019; 433:720-8.
- [26] Velázquez E, Wiegand T. Competition for light and persistence of rare light-demanding species within tree-fall gaps in a moist tropical forest. *Ecology.* 2020;101(7):1-11.
- [27] Zhang M, Yi X. Seedling recruitment in response to artificial gaps: predicting the ecological consequence of forest disturbance. *Plant Ecol.* 2021;222(1):81-92.
- [28] Zhang T, Yan Q, Wang J, Zhu J. Restoring temperate secondary forests by promoting sprout regeneration: effects of gap size and within-gap position on the photosynthesis and

- growth of stump sprouts with contrasting shade tolerance. *For Ecol Manag.* 2018; 429:267-77.
- [29] Kovács B, Tinya F, Németh C, Ódor P. Unfolding the effects of different forestry treatments on microclimate in oak forests: results of a 4-yr experiment. *Ecol Appl.* 2020;30(2):1-14.
- [30] Fotis AT, Morin TH, Fahey RT, Hardiman BS, Bohrer G, Curtis PS. Forest structure in space and time: Biotic and abiotic determinants of canopy complexity and their effects on net primary productivity. *Agric For Meteorol.* 2018; 250:181-91.
- [31] Kovács B, Tinya F, Guba E, Németh C, Sass V, Bidló A. The short-term effects of experimental forestry treatments on site conditions in an oak-hornbeam forest. *Forests.* 2018;9(7):1-17.
- [32] Lu D, Zhang G, Zhu J, Wang GG, Zhu C, Yan Q. Early natural regeneration patterns of woody species within gaps in a temperate secondary forest. *Eur J For Res.* 2019;138(6):991-1003.
- [33] Edwards RB, Naylor RL, Higgins MM, Falcon WP. Causes of Indonesia's forest fires. *World Dev.* 2020; 127:1-12.