

The Capacities of Learning and Knowledge Management in the Performance of Organizational Mediations in the Telecommunications Sector

ABSTRACT

The telecommunication industry is rapidly developing along with the development of technology infrastructure. These conditions force telecommunications companies to improve the company's performance to be able to grow a competitive advantage over other competitors. This study aims to identify important factors in improving company performance. The data in this study were collected from 290 questionnaires filled out by workers from one of the government-owned telecommunications companies, which were divided into several units within one Directorate of Finance and Risk Management. The data obtained in the process using the PLS-SEM data analysis technique with an exploratory approach. This study found the relationship between organizational trust and organizational performance was found to have a positive and significant influence, the relationship between leadership and organizational performance was found to have no influence. The relationship between organizational trust and organizational learning capability was found to have a positive and significant influence. organizational trust was found to have a positive and significant influence on knowledge management. Leadership was found to have a positive and significant influence on Knowledge Management. knowledge management had a positive and significant effect on organizational learning capability. organizational learning capability was found to have a positive and significant effect on organizational performance. knowledge management has a positive and significant effect on organizational performance. In indirect relationship found organizational learning capability and knowledge management are essential in mediating the relationship between organizational trust and leadership. The results in this study can be used as references and suggestions for both the company and further researchers.

Keywords: Leadership; knowledge management; organizational trust; organizational learning capabilities; organizational performance.

1. INTRODUCTION

The rapid increase in population occurs in Indonesia, where the current population of Indonesia (in 2022) is 277.7 million people in January 2022. Data shows that Indonesia's population increased by 2.8 million (+1.0 percent) between 2021 and 2022. Not only did the population increase, but in January 2022, the survey results also noted an increase in internet use by 204.7 million people. "The penetration rate of internet users in Indonesia reached 73.7 percent of the total population at the beginning of 2022. The data shows that internet users in Indonesia increased by 2.1 million (+1.0 percent) between 2021 and 2022. As an illustration, the number of internet users in Indonesia reveals that 73.05 million people in Indonesia did not use the internet at the beginning of 2022, meaning

that 26.3 percent of the population remained offline at the beginning of the year" [1].

2022 is an essential phase in the development of the 5G Era; after the previous year, most cellular operators began to open 5th generation super-fast network services in the country; of course, this creates opportunities and challenges for the telecommunications industry [2]. The pandemic created momentum to accelerate digital transformation in the previous year with many supporting factors. Throughout 2021, the number of internet users in Indonesia increased by 15.5% or as many as 2.7 million, due to the pandemic. The need for telecommunication bandwidth is increasing because people use it to work, go to school, seek entertainment and fulfill other life needs to contribute positively to operator income [3].

Along with the increasing number of telecommunication service users, telecommunication companies can maintain network supply dominance in the digital business as the company's growth engine [4]. "In the process of improving company performance, leaders have a vital role. The function of a leader is not only to direct and organize. More than that, a leader can provide a clear vision and mission or direction regarding the company's goals" [5]. One of the company's successes in the telecommunications industry is caused by the leadership role. Leaders in companies have a strategic role because leaders are the central point in determining the increase in existing sources for realizing a company's achievements. In addition to the prominent leader in the company, the direct leader or direct supervisor also influences employee performance. This is supported by previous research conducted by Jacobsen et al. [6], Hoai et al. [7] and Kannan [8], which found that one of the company's performances was influenced by the leadership role. However, other things were found to be different in the research of Beakana (2017) and Sofi and Devanadhen [9], where leadership has no impact on improving company performance.

In addition to the leadership factor, to improve company performance, trust is an essential factor. Trust is a mutually beneficial understanding based on shared values. In building a working relationship, of course, it is necessary to have an attitude of trust in the other party. Lins et al. [10]. Stating that the creation of a level of trust and cooperation from stakeholders ends with an increase in the profitability and value of the company. "Trust is essential in a relationship because one cannot build a real relationship without trust" [11]. Research that is relevant to the trust variable refers to research conducted by Nica [12], Salanova et al. [13] and Alaaraj et al. [14], which states that trust has a positive and significant effect on company performance. Guinot et al. [15] describe different results where trust cannot affect company performance.

"In addition, to improve company performance, an organization must be able to increase knowledge to recognize that managing technology and people provides a helpful knowledge-sharing environment" [5]. In this case, companies in the telecommunications industry continue to include all company members in several knowledge and expertise development programs to update information on the latest developments in telecommunications operations

in the country. The development of human resources becomes essential to be carried out by a company oriented to public services [16].

As a reference for a case where a company in the telecommunications industry forms a human capital master plan which is continuously updated every year, specific Competency (Skill & Knowledge) as an approach in Competency-Based Human Resources Management (CBHRM) is used in assessing the competence of human resources working within the telecommunications industry. In addition, human capital as organizational learning is significant for organizational capacity to create value in today's knowledge-based economy [17].

"Organizational learning capability has been considered one of the strategic ways to achieve the long-term goals of organizational success. The main objectives of organizational learning are to improve the quality and quantity of performance, allow the company to increase and increase sales, achieve more support, and create, maintain and enlarge its customer base, thereby leading the organization to superior long-term performance" [18]. Several studies have opinions that are in line if Organizational learning capability can improve company performance, including research by Morales et al. [18], Guinot et al. [15], Tovan & Mutmainah [19], Yusnita et al. [20]. It was also found that the results of different studies showed that Organizational learning capability did not impact company performance [21].

Company performance can be achieved with the competitive advantage of a company. Knowledge management is needed to maintain a competitive advantage. Namely, a process to disseminate, capture and utilize existing knowledge [22]. Knowledge management is an organizing principle that lays the foundation for capturing the potential of knowledge in an organization, and increasing knowledge are also vital. "Knowledge management in its practices and processes will help organizations use internal knowledge to utilize and exploit external sources to create value and improve company performance" [23]. This is supported by research conducted by Delshab et al. [24], Sahibzada et al. [25], Demir et al. [26], and Limsangpetch et al. [27]. In their research, Hakim and Hassan [28] conclude that knowledge management does not affect company performance.

Several previous studies found inconsistencies in research results, so the researchers wanted to

conduct a more in-depth examination of the factors that affect company performance, such as organizational trust, leadership, learning capability, and knowledge management. The results of this study can be used as material for the development and decisions of the company's organization, especially in developing the performance of the telecommunications industry company.

2. LITERATURE REVIEW

2.1 Organizational Trust on Organizational Performance

"Trust is a belief between two parties, understanding that neither party will exploit the vulnerability of the other" [29]. "Trust creates an opportunity to face the complexities of the world. It represents how much risk we are willing to accept in return for the benefits of interacting with others. Trust is also seen as individuals' tendency to depend on others to complete tasks without being monitored" [30]. Robbins [31] explains "four contextual factors related to team performance: adequate resources, effective leadership, the climate of trust, performance evaluation and reward system". This shows that trust in individuals within the organization can produce performance. "The existence of trust is essential to promote organizational knowledge sharing" [14]. Individuals with high interpersonal trust can face and resolve disagreements (confrontations), reducing the incidence of further conflict and resulting in positive behavioral outcomes (better job performance). "Trust plays a vital role in organizational performance as it is an essential precursor of the exchanges tied to various aspects of organizational performance. Trust in the organization allows parties to expose themselves to risks based on their expectations of positive outcomes" [29].

H1: Organizational Trust has a positive effect on Organizational Performance

2.2 Leadership on Organizational Performance

"Research shows that leadership remains the most critical factor affecting organizational performance directly or indirectly" [32]. "Theories about the impact of transformational and transactional leadership on organizational performance are well established. For example, the characteristics embedded in transformational leadership, such as intellectual stimulation,

impeccable influence, stimulating inspiration, and personalized contemplation, serve organizational goals and help create a vision and employee development" [33]. "Transactional leadership is defined by positive and counteractive behavior" [34]. "Counteractive behavior is achieved through employee recognition and rewards to achieve specific goals" [35]. "Together, the transformational and transactional physiognomy of both leadership styles positively influences employee performance" [36]. The term leadership is derived from transformational and transactional leadership and has been described by Donate and de Pablo [37]. This leadership model suggests that knowledge-based leadership is critical to managing knowledge workers effectively so that they can feel satisfied and productive, which will increase organizational performance.

H2: Leadership has a positive effect on Organizational Performance

2.3 Organizational Trust on Organizational Learning Capability

"Organizational trust is defined as expectations regarding organizational rules and practices that affect organizational members" [38]. From this perspective, "organizational members who show a high level of trust can be expected to exhibit behavior beyond and beyond their initial expectations" [39]. However, employees cannot influence decision-making; they believe that the organization will work in the interests of the organization. "They or at least will not harm them and must voluntarily maintain the behavior that controls them. Organizational trust is analyzed due to the tendency to believe (both at the individual and group level) in the characteristics of the trusted individuals and situational situations. Organizational Trust in the company can encourage the Organization Learning Capability process" [15]. "Research has shown that impact and cognitive-based trust positively influence knowledge sharing" [40]. "Suppose one party believes that the other party is professional, dedicated, knowledgeable, capable, and will act responsibly. In that case, that party is more likely to be willing to cooperate, participate, or delegate power, thereby reducing control" [15]. Therefore, "integrity-based trust plays a central and influential role in knowledge sharing, which can fundamentally affect Organizational Learning Capability" [15].

H3: Organizational Trust has a positive effect on Organizational Learning Capability

2.4 Organizational Trust on Knowledge Management

Trust is defined as the positive expectations that individuals have about the intentions and behavior of some organizational members based on organizational roles, relationships, experiences, and interdependence [41]. In many cases, trust between organizational members can provide the basis for competitive advantage or distinctive organizational competencies [42]. Trust is necessary for the performance and well-being of organizational members in times of crisis. The existence of trust can encourage a culture of knowledge sharing and knowledge transfer [43]. On the other hand, lack of trust is cited as an important reason for employees not to share their knowledge and experiences with other organizational members [44, 14].

H4: Organizational Trust has a positive effect on Knowledge Management

2.5 Leadership on Knowledge Management

A knowledge worker is someone who has a high level of expertise, is educated, and has experience, and whose main job is related to the process of creating, distributing, or applying knowledge. Kamal and Shawkat [45] discuss that Knowledge Management cannot be separated from knowledge workers and leaders in an organization. The role of a leader, manager, or leader is needed for the creation of a Knowledge Sharing culture. The leader must inform all staff about what and how Knowledge Management is implemented in an organization. Moreover, the leader's responsibility is also to access every knowledge possessed by his knowledge worker [46]. Darwish et al. [47] prove that Leadership is a factor that affects learning organizations. Leaders can create corporate structures and shape corporate culture to generate influence through various affairs, actions, and services so that Leadership influences learning organizations. Based on research conducted by Arif and Akram [48], Leadership affects Knowledge Management. In addition, research conducted by Hakim and Hassan [28] also says that Leadership affects Knowledge Management.

H5: Leadership has a positive effect on Knowledge Management

2.6 Knowledge Management on Organizational Learning Capability

According to Uddin [49], knowledge management will enable companies "to develop rare and valuable knowledge through learning, and henceforth" to build and disseminate that insufficient knowledge throughout the organization to enhance performance." In the knowledge-based era, knowledge is a critical strategic resource for organizational survival, stability, growth and improvement (Hassan and Al-Hakim, 2011). In addition, "knowledge is the basis for developing core competencies that will create a competitive advantage and improve organizational performance" [50]. "Organizational knowledge can improve cooperation and information sharing among employees, decision-making, productivity, and innovation" [51, 52, 53, 44]. "Knowledge management aims to develop an approach that facilitates imparting the proper knowledge at the right time to the right people and in the correct format" [54]. Also, "knowledge management will help organizations stay competitive by sharing information with external partners and knowing competitors' products, services, strategies and best practices" [55]. "Knowledge management is considered to complement organizational capabilities that contribute to organizational success. A successful organizational learning process depends on established knowledge and management infrastructure, including social and technical support" [56].

H6: Knowledge Management has a positive effect on Organizational Learning Capability

2.7 Organizational Learning Capability on Organizational Performance

"It is argued that organizations must learn, through acquiring new knowledge and skills, to cope with a challenging business environment and, as a result, improve performance" [57]. "Effective organizational learning strategies and behaviors can enable organizations to improve their strategic capabilities to maintain their competitive advantage and improve their overall performance" [18]. Since organizational learning encompasses organizations' ability to deal with changing business environments, the potential effects of learning stocks and learning flows are essential predictors of organizational performance. According to Mills and Smith [58], "specific knowledge and competencies, group dynamics, strategies and procedures possessed

by each subject are expected to result in increased business performance". In addition, "the heterogeneous and quality accumulation of knowledge has a high probability of being put together to correctly interpret the business environment and ensure that the organization finds a strategy to move forward" [59]. Meanwhile, seeking to explore new knowledge and use existing knowledge for organizational goals is critical in responding to a dynamic environment [60].

H7: Organizational Learning Capability has a positive effect on Organizational Performance

2.8 Knowledge Management on Organizational Performance

Chidambranathan et al. [61] stated that knowledge management is how to explore the knowledge that exists in each individual whose value is different. Diehl in, Wibowo and Maryati [62] state that knowledge management is increasingly important in companies as a tool to facilitate better interactions through the availability of information flow; this is good for becoming a learning organization [63]. Based on research conducted by Wibowo and Maryati [62], Knowledge Management affects Company Performance. In addition, Puryantini et al. [64] research also says Knowledge Management affects company performance.

H8: Knowledge management has a positive effect on Organizational Performance

2.9 Organizational Trust in Organizational Performance through Organizational Learning Ability

Organizational learning is organizational development through better knowledge, implementing core competency improvements for organizational management, influencing organizational behavior, and increasing company capabilities [56]. Due to changes and challenges in today's world, to be sustainable, organizations must apply learning and self-renewal to create knowledge in the organization's optimization process [65]. Organizational learning plays an important strategic role for organizations aiming to achieve long-term organizational success [66]. In particular, the insurance industry is in a competitive environment where every employee and their organization learns ways to improve their performance to gain a larger market share and thereby increase the organization's

profitability [67]. Companies that excel in the future are organizations that constantly seek to engage personnel at various levels and can continuously learn [68] (Greenberg, 2013). Organizational learning refers to the organization building internal and external knowledge and having adequate actions for a good management strategy in an existing and struggling environment. Organizational leaders should try to shift the common habit of "avoiding bad things" to starting to do positive and uplifting things; trust will lead to more trust because more difficult revolutions require more mature cooperation, and trust is vital in relationships [69,70].

H9: Organizational Learning Capability mediates Organizational Trust on Organizational Performance.

2.10 Leadership on Organizational Performance through Knowledge Management

Koohang et al. [29] found that knowledge management is directly related to organizational performance. Furthermore, Simonin in Koohang, Paliszkiwicz, and Goluchowski [29] suggested that knowledge management improves company performance. Therefore, we theorize that successful knowledge management processes (due to the high trust in effective leadership) can improve organizational performance within firms. Based on research conducted by Koohang et al. [29], Knowledge Management mediates the relationship between Leadership and Company Performance.

H10: Knowledge Management mediates Leadership on Organizational Performance.

2.11 Organizational Trust on Organizational Performance through Knowledge Management

Koohang et al. [29] found that Knowledge Management mediates the relationship between Trust and Company Performance. This is supported by what has been done by Guinot et al. [15]; Knowledge Management mediates the relationship between Trust and Company Performance.

H11: Knowledge Management mediates Organizational Trust on Organizational Performance.

3. RESEARCH METHODOLOGY

3.1 Research Design

This study uses a quantitative approach with a causal research design and uses the Structural Equation Modelling (SEM) method with a partial least square approach. SEM is a method used to close the weaknesses contained in the regression method. According to experts, SEM research methods are grouped into two approaches: the Covariance Based SEM (CB-SEM) approach and the Variance Based SEM or Partial Least Square (VB / PLS-SEM). PLS-SEM is a powerful analysis method where this method is not based on many assumptions. PLS-SEM approach is distribution-free (does not assume specific data, can be nominal, category, ordinal, interval, and ratio) PLS-SEM uses bootstrapping method or random multiplication where the assumption of normality will not be a problem for PLS-SEM. In addition, PLS-SEM does not require a minimum number of samples to be used in research; studies with small samples can still use PLS-SEM. Partial Least Square is classified as a non-parametric type; therefore, in the PLS-SEM modeling, there is no need for data with a normal distribution [71]. The model in this study consists of two exogenous variables (ξ), three endogenous variables (η), eight direct relationship paths, and three indirect relationship paths. Where x and y are indicators for exogenous (ξ) and endogenous (η) latent variables. The exogenous variables in this study are organizational trust (ξ_1) and leadership (ξ_2), while the endogenous variables in this study are organizational learning capability (η_1), knowledge management (η_2), and organizational performance (η_3).

Fig. 1 shows a model in this study, where the notation used in this study is ξ (Ksi, Latent exogenous); η (Eta, Latent endogenous), x (Manifest measurement variable of a latent exogenous variable); y (Manifest measurement variable of a latent endogenous variable); β (Beta, path coefficient of endogenous variables to endogenous variables); γ (Gamma, path coefficient of exogenous variables to endogenous variables); ζ (Zeta, Residual of latent endogenous variable). So that the model in this study is divided into three models of structural equations as follows:

$$\text{Equation I:} \quad \eta_1 = \gamma_3\xi_1 + \beta_1\eta_2 + \zeta_1$$

$$\text{Equation II:} \quad \eta_2 = \gamma_4\xi_1 + \gamma_5\xi_2 + \zeta_2$$

$$\text{Equation III:} \quad \eta_3 = \gamma_1\xi_1 + \gamma_2\xi_2 + \beta_2\eta_1 + \beta_3\eta_2 + \zeta_3.$$

3.2 Item Measurements

This study adopts measurement items from several previous studies, where organizational trust (ξ_1) is measured using 12 items ($x_{1.1} - x_{1.12}$) submitted by Muhl (2014), while leadership (ξ_2) is measured using seven items ($x_{2.1} - x_{2.7}$) submitted by Sunanda (2020). In addition to these two exogenous variables, the endogenous organizational learning capability (η_1) variable was measured using 14 items ($y_{1.1} - y_{1.14}$) adopted from Chiva et al. (2007) and Camps et al. (2011). The knowledge management variable (η_2) was measured using 15 items ($y_{2.1} - y_{2.15}$) from Figueirida et al. (2014), and organizational performance (η_3) was measured using ten items ($y_{3.1} - y_{3.10}$) from Yang et al. (2013).

3.3 Unit Analysis

The data in this study were taken from employees of one of the bodies of state-owned telecommunications companies. However, this study is limited to staff workers in the Directorate of Finance and Risk Management, with 596 workers. Out of a total of 596 workers, 290 questionnaires were distributed to be able to represent the entire existing population. This is done by the recommendations of Hair et al. [72] which requires a minimum sample of 5 times the number of indicators/measuring items. The measuring items in this study totaled 58, so 290 met the requirements recommended by Hair et al. [72]. The questionnaire in this study was distributed between June and July 2022, with the distribution of respondent profiles contained in Table 1.

4. RESULTS AND DISCUSSION

4.1 Construct Reliability and Validity

Evaluation of the measurement model or measurement model is carried out to assess the validity and reliability of the model. The research measurement model in PLS-SEM is an outer model consisting of relationships between indicators and latent variables [73]. In assessing convergent validity, the loading factor's value must be more than 0.70. However, according to Henseler et al. (2015) [78], the loading factor of the reflective indicator can be considered a good measure for the latent variable if it is above 0.50 (the loading factor of the reflective indicator > 0.50). So the decision taken for the outer

loadings acceptance limit is between 0.60 (Fig. 2).

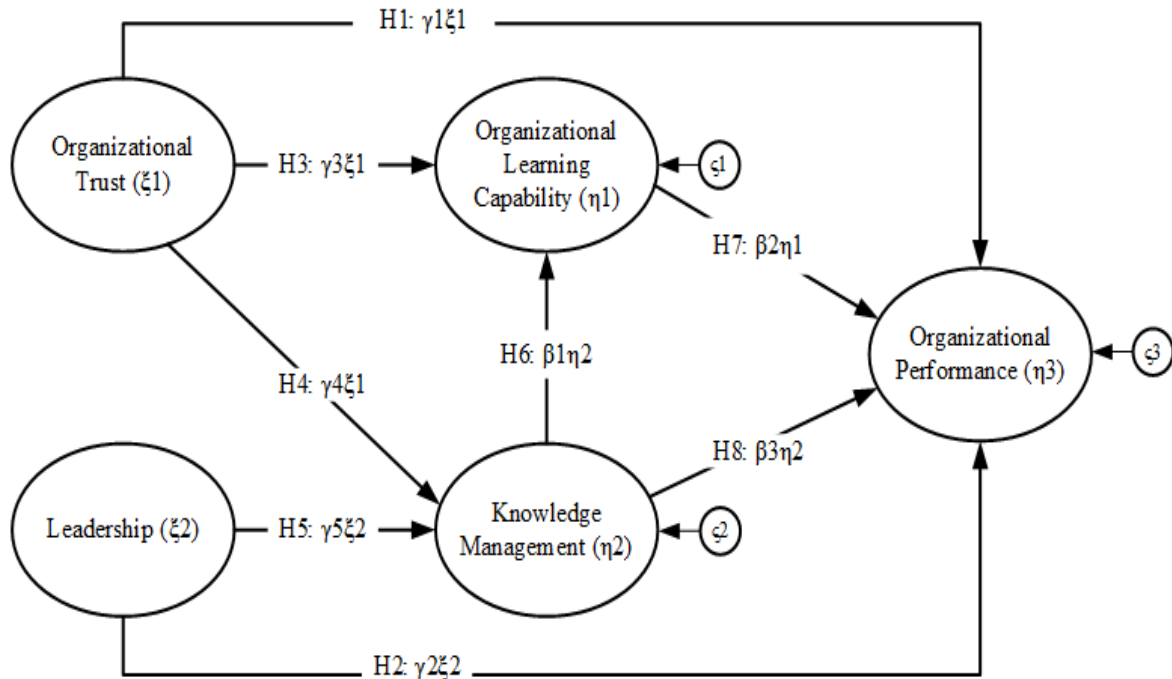


Fig. 1. Research model
Table 1. Demographic of respondents

Category	n	%
Gender		
Male	181	62%
Female	109	38%
Age		
< 25 years old	8	3%
26 - 30	178	61%
31 - 40	79	27%
> 41 years old	25	9%
Last Education		
Primary/Secondary	5	2%
Undergraduate	188	65%
Postgraduate	95	33%
Doctoral	2	1%
Working Experience		
< 1 year of experience	18	6%
2 - 3 years of experience	174	60%
4 - 5 years of experience	72	25%
> 6 years of experience	26	9%
Unit Placement		
Subdit Telkom Financial Control	36	12%
Subdit Subsidiaries Financial Control	25	9%
Subdit Financial & Procurement Policy	22	8%
Subdit Financial Accounting & Corporate Finance	42	14%
Departement Risk Management	34	12%
SSO Finance Center Unit	34	12%
SSO Procurement & Sourcing Center Unit	33	11%
Asset Management Center Unit	34	12%

Furthermore, the analysis is continued by looking at the average variance extracted (AVE) value carried out to test convergent validity with a cut-off value above 0.50. Based on the test results, it can be seen that all of them have met the requirements for testing the loading factor value after the elimination of invalid indicator items and average variance extracted (AVE) above 0.50 so that it can be said to be valid and can be used to measure each latent variable.

The next test step is the problem related to discriminant validity for each construct with the correlation value between constructs in the model (Wong, 2019). This method is often called the Fornell Larcker Criterion, HTMT, and Cross Loadings [74]. The Fornell larcker criterion test in this study has met the test requirements, where the correlation of the square root of AVE with the intended construct is higher than the square root of AVE with other constructs. In addition to the Fornell-Larcker criterion, Ramayah et al. (2016) explained that if the researcher found the HTMT value to be smaller than HTMT0.85 (Kline, 2015) or the HTMT0.90 value (Gold et al., 2001) as shown in Table 2, the HTMT value was found to be smaller than HTMT0. 85. It can be concluded that there is no problem with discriminant validity. Meanwhile, the cross-loadings test shows that the loading value of each of the intended constructs is greater than the loading value of the other constructs.

The reliability of each latent construct is assessed using Cronbach's alpha and the value of composite reliability; the value of Cronbach's alpha and composite reliability can be considered to ensure the reliability of the PLS construction score, as defined in Dijkstra and Henseler [75] that composite reliability ≥ 0.7 and Cronbach's alpha ≥ 0.6 .

4.2 Structural Model Evaluation

Since the results of the evaluation of the measurement model assessment show that the

quality of the measurement model has been satisfactory, we proceed to the next stage by evaluating the structural model. Following the advice of Andriani and Putra [76], We refer to the criteria of coefficient of determination (R^2), cross-validated redundancy (Q^2), and fit model. However, before conducting some of these testing criteria, researchers conducted tests to detect potential collinierities in structural models between exogenous constructs (inner VIF). Assessing the model with PLS-SEM begins by looking at the R-Square (R^2) for each endogenous latent variable. R-Square (R^2) or the coefficient of determination value shows how much the exogenous variable explains the endogenous variable. The value of R-Square (R^2) is zero to one; if the value of R-Square (R^2) is getting closer to one, then the exogenous variables provide all the information needed to predict the variation of endogenous variables. The value of the coefficient of determination in this study is found in the three endogenous variables, where the variable organizational learning capability (η_1) was found to have a value of 0.837, which can be said that an exogenous 83.7% can explain the variable. Meanwhile, knowledge management (η_2) was found to have a value of 0.841, which can be said variable can be explained by its exogenous value of 84.1%. Organizational Performance Organizational performance (η_3) was found to have a value of 0.863, which can be said that this variable can be explained by its exogenous value of 86.3%. Furthermore, predictive relevance (Q^2) for the structural model measures how well the observed values are generated. According to Hair et al. [72], if the value of Q^2 is more significant than zero for certain endogenous latent variables, it shows that the PLS path model has predictive relevance for that construct. The value of predictive relevance (Q^2) shows values of 0.488, 0.532, and 0.580 (greater than zero), so it can be concluded that the model has a relevant predictive value.

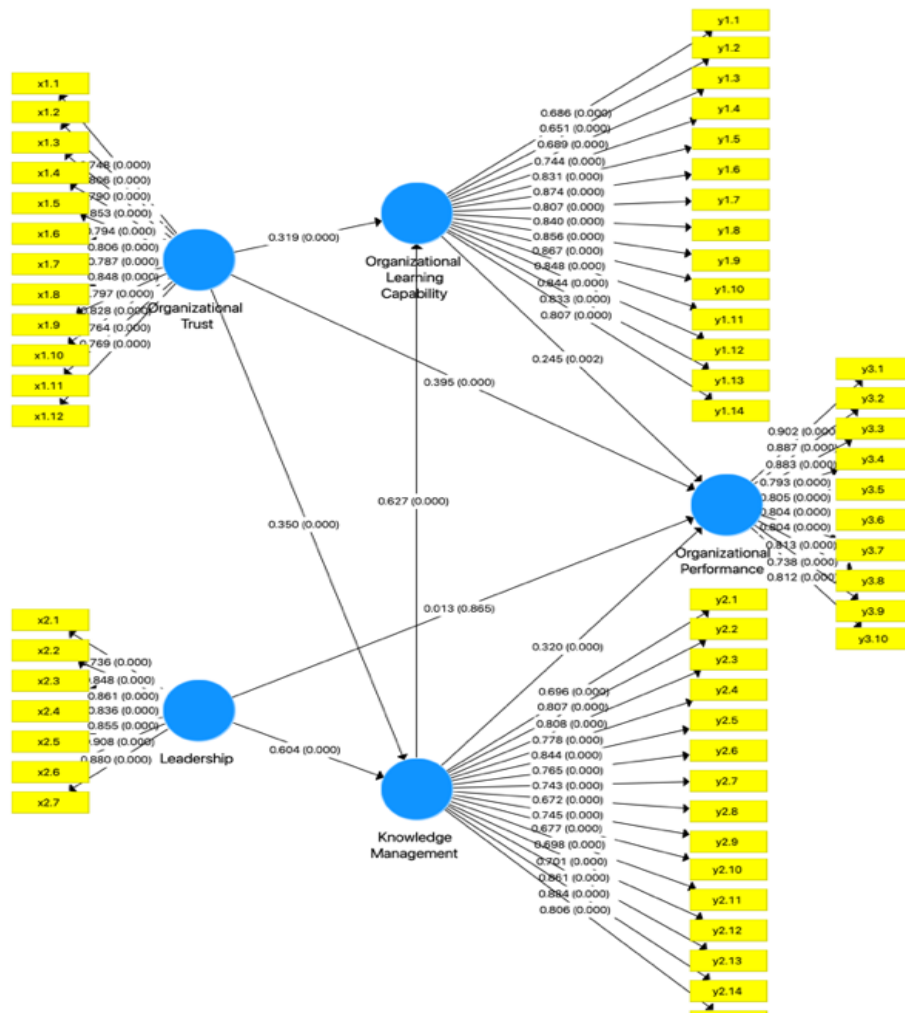


Fig. 2. Construct validity and reliability
Table 2. Construct reliability and validity result

Variable	Indicator	Outer Loadings	AVE	Cronbach's Alpha	Composite Reliability
Organizational Trust	x1.1	0.748	0.639	0.949	0.955
	x1.10	0.828			
	x1.11	0.764			
	x1.12	0.769			
	x1.2	0.806			
	x1.3	0.790			
	x1.4	0.853			
	x1.5	0.794			
	x1.6	0.806			
	x1.7	0.787			
	x1.8	0.848			
x1.9	0.797				
Leadership	x2.1	0.736	0.719	0.934	0.947
	x2.2	0.848			
	x2.3	0.861			
	x2.4	0.836			
	x2.5	0.855			
	x2.6	0.908			
	x2.7	0.880			

Variable	Indicator	Outer Loadings	AVE	Cronbach's Alpha	Composite Reliability
Organizational Learning Capability	y1.1	0.686	0.642	0.956	0.961
	y1.10	0.867			
	y1.11	0.848			
	y1.12	0.844			
	y1.13	0.833			
	y1.14	0.807			
	y1.2	0.651			
	y1.3	0.689			
	y1.4	0.744			
	y1.5	0.831			
Knowledge Management	y1.6	0.874			
	y1.7	0.807			
	y1.8	0.840			
	y1.9	0.856			
	y2.1	0.696	0.591	0.950	0.956
	y2.10	0.677			
	y2.11	0.698			
	y2.12	0.701			
	y2.13	0.861			
	y2.14	0.884			
y2.15	0.806				
y2.2	0.807				
y2.3	0.808				
y2.4	0.778				
Organizational Performance	y2.5	0.844			
	y2.6	0.765			
	y2.7	0.743			
	y2.8	0.672			
	y2.9	0.745			
	y3.1	0.902	0.682	0.948	0.955
	y3.10	0.812			
	y3.2	0.887			
	y3.3	0.883			
	y3.4	0.793			
y3.5	0.805				
y3.6	0.804				
y3.7	0.804				
y3.8	0.813				
y3.9	0.738				

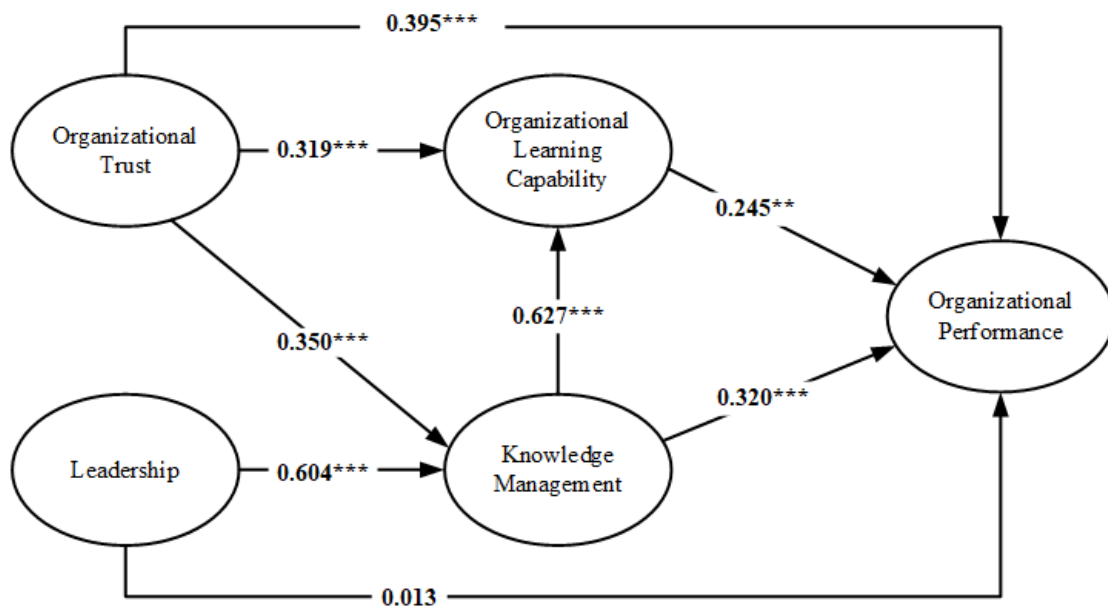


Fig. 3. Hypothesis testing

* $p < 0.05$; ** $p < 0.01$; *** $p < 0.001$

The evaluation of the fit model in this study was carried out using two test models; namely, the standardized root means square residual (SRMR) and the normal fit index (NFI) proposed by Ramayah et al. (2017) that the model will be considered to have a good fit if the standardized root means square residual (SRMR) is below 0.10 [73]. Another conformity index is the normed fit index (NFI), which calculates the Chi2 value [77]. The Chi-square value is then compared with the benchmark given in Goodness of Fit. Referring to Bentler and Bonett (1980), the acceptable value of conformity when using Chi-square as a measurement is more significant than 0.9 ($\text{Chi}^2 > 0.9$). The results showed that the model in this study had a good fit because it had a standardized root mean square residual (SRMR) of 0.072 and a normal fit index (NFI) value indicating that the model in this study was 61.6% (0.616) better than the null model.

4.3 Findings

The hypothesis testing stage is carried out after the measurement, and the structural model evaluation stage is carried out. This stage is carried out to determine whether the research hypothesis proposed in the research model is accepted or rejected. To test the proposed hypothesis, it can be seen from the value of path coefficients (path coefficients) and the value of T-Statistics through the bootstrapping procedure.

This study has 11 hypotheses divided into eight direct and three indirect relationships. Of the overall hypotheses that exist, ten hypotheses are accepted, and 1 hypothesis is rejected. The relationship between organizational trust (ξ_1) and organizational performance (η_3) was found to have a positive and significant influence (β : 0.395, $t > 1.96$, $p < 0.001$), so H1 was accepted. While the relationship between leadership (ξ_2) and organizational performance (η_3) was found to have no influence (β : 0.013, $t < 1.96$, $p > 0.05$), H2 was rejected. The relationship between organizational trust (ξ_1) and organizational learning capability (η_1) was found to have a positive and significant influence (β : 0.319, $t > 1.96$, $p < 0.001$), so H3 was accepted. Furthermore, organizational trust (ξ_1) was found to have a positive and significant influence on knowledge management (η_2) (β : 0.350, $t > 1.96$, $p < 0.001$), so the findings confirmed the acceptance of H4. The following hypothesis (H5) was also accepted in this study because it was found to have a positive and significant influence (β : 0.604, $t > 1.96$, $p < 0.001$).

This study also found that knowledge management (η_2) had a positive and significant effect (β : 0.627, $t > 1.96$, $p < 0.001$) on organizational learning capability (η_1), thus accepting H6. In addition, organizational learning capability (η_1) was found to have a positive and significant effect (β : 0.245, $t > 1.96$, $p < 0.01$) on organizational performance (η_3), so H7 in this study was accepted. Furthermore, knowledge

management (η_2) has a positive and significant effect (β : 0.320, $t > 1.96$, $p < 0.001$) on organizational performance (η_3), so H8 in this study is accepted. To evaluate the indirect relationship in this study, the researcher used the VAF calculation formula. Organizational learning capability (η_1) was found to have a partially mediating role in the relationship between organizational trust (ξ_1) and organizational performance (η_3), with the final calculation of the VAF value of 0.231 (23.1%) with the calculation of $VAF = (0.395 \times 0.245) / (0.395 \times 0.245 + 0.319)$, so H9 is accepted.

Knowledge management (η_2) was found to have a partially mediating role in the relationship between organizational trust (ξ_1) on organizational performance (η_3), with the final calculation of the VAF value of 0.259 (25.9%) with the calculation of $VAF = (0.350 \times 0.320) / (0.350 \times 0.320 + 0.320)$, so H10 is accepted. In addition, knowledge management (η_2) was found to have a fully mediating role in the relationship between leadership (ξ_2) and organizational performance (η_3) with the final calculation of the VAF value of 0.259 (25.9%) with the calculation of $VAF = (0.604 \times 0.320) / (0.604 \times 0.320 + 0.013)$, so H11 is accepted.

5. CONCLUSION

This study found that organizational trust in organizational performance has a positive and significant effect; it can be concluded that the higher the trust given by workers, the higher the company's performance. Trust can form employee loyalty within the organization; when employees have confidence in the leader and organization, this will create employees who are ready to give their best for the organization. Setyadi and Tricahyadinata (2020) state that trust will be very beneficial if it can be infused by all organization members, from top leadership to supervisors and frontline employees. This study's results align with the research conducted by Alaarj et al. (2016) and Kim (2019), who found that trust had a positive and significant effect on company performance.

The effect of organizational trust on organizational performance was found to still have a positive and significant effect both through the mediating variables of knowledge management and organizational learning capability [79].

The findings further reveal that leadership is found to not affect organizational performance.

For this reason, the rise or height of the leadership style cannot improve organizational performance. However, subsequent findings indicate that this relationship can be influential through the mediating role of knowledge management. So it is concluded that knowledge management is an essential factor in helping the leadership style that has been owned to improve company performance.

This study has research limitations that can be used as suggestions for further research, namely the limited results of research that only lead to technology companies. For this reason, further research is expected to be able to test existing research models in other industries.

CONSENT

As per international standard or university standard, respondents' written consent has been collected and preserved by the author(s).

DISCLAIMER

The products used for this research are commonly and predominantly use products in our area of research and country. There is absolutely no conflict of interest between the authors and producers of the products because we do not intend to use these products as an avenue for any litigation but for the advancement of knowledge. producing company rather it was funded by personal efforts of the authors.

COMPETING INTERESTS

Authors have declared that no competing interests exist.

REFERENCES

1. DwiRiyanto A. Data digital Indonesia tahun 2022; 2022. Kompasiana.Com. Available: https://www.kompasiana.com/an-didwiryanto/620fe14651d76471ad402f76/data-digital-indonesia-tahun-2022?page=2&page_images=1.
2. Trendtech. Peluang dan Tantangan Industri Telekomunikasi di Era 5G – Trendtech Indonesia. Trentech.Id; 2022.
3. Aulia I. Telco outlook. 2021; 2022. Momentum Akselerasi Industri telekomunikasi? Arenalte.Com. Available: <https://arenalte.com/berita/telco-outlook-2022-momentum-akselerasi-industri-telekomunikasi/>.

4. Investalearning.com. Rekor baru laba TLKM; 2022. Investalearning.Com. Available:<https://investalearning.com/index.php/berita/7299>.
5. Pambudi T. Pengaruh kepemimpinan, manajemen pengetahuan dan budaya organisasi terhadap kinerja karyawan pada Pt. Pelabuhan Indonesia (persero) I cabang kota Dumai. *J Online Mahasiswa Fak Ekon Univ Riau*. 2017;4(1):779-93.
6. Jacobsen CB, Andersen LB, Bøllingtoft A, Eriksen TLM. Can leadership training improve organizational effectiveness? Evidence from a randomized field experiment on transformational and transactional leadership. *Public Admin Rev*. 2022;82(1):117-31. DOI: 10.1111/puar.13356.
7. Hoai TT, Hung BQ, Nguyen NP. The impact of internal control systems on the intensity of innovation and organizational performance of public sector organizations in Vietnam: the moderating role of transformational leadership. *Heliyon*. 2022; 8(2):e08954.
8. Kannan S, Narashiman K. Gender leadership styles in Enhancing organizational performance in Indian manufacturing and service industries; 2022.
9. Sofi MA, Devanadhen DK. Impact of leadership styles on organizational performance: an Empirical Assessment of Banking Sector in Jammu And Kashmir. *IOSR JBM*. 2015;17:31-45.
10. Lins KV, Servaes H, Tamayo A. Social Capital, Trust, and Corporate Performance: how CSR Helped Companies during the Financial Crisis (and Why It Can Keep Helping Them). *J Appl Corp Fin*. 2019;31(2):59-71.
11. Sutrisno, Cahyono D, Qomariah N. Analisis Kualitas Pelayanan, Kepercayaan Serta Citra Koperasi Terhadap Kepuasan Dan Loyalitas Anggota. *Jurnal Sains Manajemen & Bisnis Indonesia*. 2017;7(2):157-74.
12. Nica A. Trust and competency: an organizational performance perspective. *J Def Resour Manag*. 2022;13(1):41-57.
13. Salanova M, Acosta-Antognoni H, Llorens S, Le Blanc P. We trust you! a multilevel-multireferent model based on organizational trust to explain performance. *Int J Environ Res Public Health*. 2021;18(8).
14. Alaarj S, Abidin-Mohamed Z, Bustamam USBA. Mediating role of trust on the effects of knowledge management capabilities on organizational performance. *Procedia Soc Behav Sci*. 2016;235:729-38.
15. Guinot J, Chiva R, Mallén F. Organizational trust and performance: is organizational learning capability a missing link? *J Manag Organ*. 2013;19(5):559-82.
16. Dvdpelatihandsdm.com. Bagaimana Cara Telkom Mengembangkan SDM dan Pelatihan Karyawannya; 2022. Dvdpelatihandsdm.Com. Available: <https://dvdpelatihandsdm.com/bagaimana-cara-telkom-mengembangkan-sdm-dan-pelatihan-karyawannya/>.
17. Ndinguri E. Human Capital development dynamics. *Acad Strateg Manag J*. 2012; 11(2):121-37.
18. García-Morales VJ, Jiménez-Barrionuevo MM, Gutiérrez-Gutiérrez L. Transformational leadership influence on organizational performance through organizational learning and innovation. *J Bus Res*. 2012;65(7):1040-50.
19. Tovan T, Mutmainah M. Peran mediasi organizational Learning pada pengaruh modal intelektual terhadap kinerja pengembangan produk baru. *J Sin Man*. 2022;9(2):297-305.
20. Yusnita HD, Sodik, & T.Kuncoro. Pengaruh Learning Organization Dan Self Efficacy Terhadap Kinerja Pegawai Dimediasi Knowledge Sharing Pada Dinas Tenaga Kerja Kota Pasuruan. *Jurnal Pendidikan Dasar Dan Sosial Humaniora*. 2022;1(10):2151-66.
21. Pudjowati J, Wahyuni ST. the Effect of the Application of Tacit Knowledge and Explicit Knowledge on Improving Employee Performance with Learning Organization as an Intervening (Study At Regional Office li of Surabaya State Civil Service Agency). *Proceeding 1St International Conference on Business & Social Science (ICOBUSS)*; 2020;655-69.
22. Al-Fansury MQ, Astuti RJ. Pengaruh Knowledge Management dan Organizational Learning Terhadap Kinerja Individu Melalui Inovasi Sebagai Variabel Intervening (Studi pada Universitas Muhammadiyah Yogyakarta). *Kajian Bisnis Sekolah Tinggi Ilmu Ekon Widya Wiwaha*. 2020;27(1):73-91.
23. Ferraris A, Santoro G, Dezi L. How MNC's subsidiaries may improve their innovative performance? The role of external sources

- and knowledge management capabilities. *J Knowl Manag.* 2017;21(3):540-52.
24. Delshab V, Pyun DY, Kerwin S, Cegarra-Navarro JG. The impact of unlearning context on organizational performance through knowledge management: A case of community sport clubs in Iran. *Sport Manag Rev.* 2021;24(1):156-78.
 25. Sahibzada UF, Jianfeng C, Latif KF, Shafait Z, Sahibzada HF. Interpreting the impact of knowledge management processes on organizational performance in Chinese higher education: mediating role of knowledge worker productivity. *Stud Higher Educ.* 2020;0(0):1-18.
 26. Demir A, Budur T, Omer HM, Heshmati A. Links between knowledge management and organisational sustainability: does the ISO 9001 certification have an effect? *ISO 9001. Knowl Manag Res Pract.* 2021;00(00):1-14.
 27. Limsangpetch V, Phayaphrom B, Siripipatthanakul S, Limna P. Modelling knowledge management on business performance through mediating role of organisational innovation among IT staff in Bangkok, Thailand. *Int J Behav Anal.* 2022;2(March):1-17.
 28. Al-Hakim LA, Hassan S. Core requirements of knowledge management implementation, innovation and organizational performance. *J Bus Econ Manag.* 2016;17(1):109-24.
 29. Koohang A, Paliszkiwicz J, Goluchowski J. The impact of leadership on trust, knowledge management, and organizational performance: A research model. *Ind Manag Data Syst.* 2017; 117(3):521-37.
 30. Widodo ZD, Wijastuti S, Darmaningrum K. Pengaruh Kepemimpinan Transformational Terhadap Kinerja Karyawan Yang Dimediasi Oleh Kepercayaan Organisational dan Komitmen Afektif di PT Arpeni Pratama Ocean Line Tbk. Cabang Jepara JENIUS (J Ilmiah Manajemen Sumber Daya Manusia). 2021;5(1):238.
 31. Robbins SP, Judge TA. *Organizational behavior.* 17th ed, Global Edition. Pearson Education Limited; 2017.
 32. Rehman UU, Iqbal A. Nexus of knowledge-oriented leadership, knowledge management, innovation and organizational performance in higher education. *Bus Process Manag J.* 2020; 26(6):1731-58.
 33. Bacha E. The relationship between transformational leadership, task performance and job characteristics. *J Manag Dev.* 2014;33(4):410-20.
 34. Obiwuru TC, Okwu AT, Akpa VO, Nwankwere IA. Effects of leadership style on organizational performance: A survey of selected small scale enterprises in Ikosi-Ketu council development area of Lagos State, Nigeria. *Aust J Bus Manag Res.* 2011;1:100-11.
 35. Farooq Sahibzada UF, Xu Y, Afshan G, Khalid R. Knowledge-oriented leadership towards organizational performance: symmetrical and asymmetrical approach. *Bus Process Manag J.* 2021;27(6):1720-46.
 36. Chu LC, Lai CC. A research on the influence of leadership style and job characteristics on job performance among accountants of county and city government in Taiwan. *Public Pers Manag.* 2011;40(2):101-18.
 37. Donate MJ, Sánchez de Pablo JD. The role of knowledge-oriented leadership in knowledge management practices and innovation. *J Bus Res.* 2015;68(2):360-70.
 38. Petrella MV. The effects of trust on organizational citizenship behaviors: A meta-analysis. January; 2013.
 39. Emilisa N. The role of altruism, organizational learning capability and organizational trust: a study from online motorcycle drivers in Jakarta. *Rev Integr Bus Econ Res.* 2019;8(2):98-109.
 40. Wu WL, Hsu BF, Yeh RS. Fostering the determinants of knowledge transfer: A team-level analysis. *J Inf Sci.* 2007; 33(3):326-39.
 41. Shockley-Zalabak P, Ellis K, Winograd G. *Organizational trust: what it means, why it matters.* 18; 2000.
 42. Zanini MTF, Migueles CP. Trust as an element of informal coordination and its relationship with organizational performance. *Economia.* 2013;14(2):77-87.
 43. Haitao N. Analysis of the effect of trust, learning and collaboration on. *J Knowl Manag.* 2021;1(4):197-206.
 44. Gharakhani D, Mousakhani M. Knowledge management capabilities and SMEs' organizational performance. *J Chin Entrep.* 2012;4(1):35-49.
 45. Kamal T, Shawkat S. The impact of dynamic capabilities on knowledge management in Kurdistan Region of Iraq. *Black Sea J Manag Mark.* 2020;1(1):41-8.
 46. Upadhyay P, Kumar A. The intermediating role of organizational culture and internal

- analytical knowledge between the capability of big data analytics and a firm's performance. *Int J Inf Manag.* 2020;52(February):102100.
47. Darwish TK, Zeng J, Rezaei Zadeh M, Haak-Saheem W. Organizational learning of absorptive capacity and innovation: does leadership matter? *Eur Manag Rev.* 2020;17(1):83-100.
 48. Arif S, Akram A. Transformational leadership and employees' performance: the mediating role of. *EduPsyCouns ...*, 2018; 2(3).
 49. Uddin MN. Impact of knowledge management and inter-organizational system on supply chain performance: the case of Australian Agri-food industry. October. 2010.
 50. Halley A, Beaulieu M. Knowledge management practices in the context of supply chain integration: the Canadian experience. *Supply Chain Forum: An International Journal [an international journal]*. 2005;6(1):66-91.
 51. Bennet A, Shane Tomblin MS. A learning network framework for modern organizations: organizational learning, knowledge management and ICT support. *Vine.* 2006;36(3):289-303.
 52. King WR. The critical role of information processing in creating an effective. *Knowl Organ.* 2006;17(1):1-15.
 53. Chang TC, Chuang SH. Performance implications of knowledge management processes: examining the roles of infrastructure capability and business strategy. *Expert Syst Appl.* 2011;38(5):6170-8.
 54. Halawi LA, Aronson JE, Mccarthy RV. Resource-based view of knowledge management for competitive advantage. 2005;3(2):75-86.
 55. Kyobe M. A knowledge management approach to resolving the crises in the information systems discipline. *J Syst Inf Technol.* 2010;12(2):161-73.
 56. Jain AK, Moreno A. Organizational learning, knowledge management practices and firm's performance: An empirical study of a heavy engineering firm in India. *Learn Organ.* 2015;22(1):14-39.
 57. Salim IM, Sulaiman M. Organizational learning, innovation and performance: A study of Malaysian small and medium sized enterprises. *Int J Bus Manag.* 2011; 6(12):118.
 58. Mills AM, Smith TA. Knowledge management and organizational performance: a decomposed view. *J Knowl Manag.* 2011;15(1):156-71.
 59. Oh SY. Effects of organizational learning on performance: the moderating roles of trust in leaders and organizational justice. *J Knowl Manag.* 2019;23(2):313-31.
 60. O'Reilly CA, Tushman ML. Ambidexterity as a dynamic capability: resolving the innovator's dilemma. *Res Organ Behav.* 2008;28:185-206.
 61. Chidamburanathan K, Swarooprani BS. Knowledge Management as a Predictor of organizational Effectiveness: The Role of Demographic and Employment factors. *J Academic Librarianship.* 2015;6(4).
 62. Wibowo WH, Maryati. Pengaruh knowledge management terhadap kinerja karyawan dan kinerja perusahaan pada kantor pln up3 tanjungpinang. *J Manajerial Bisnis Tanjungpinang.* 2020;3(1):92-101, 3(1).
 63. Falah ASN, Prasetya A. Pengaruh Knowledge Management Terhadap Kinerja Karyawan dan Kinerja Perusahaan (Studi pada Karyawan PT Semen Indonesia Persero Tbk). *J Admin Bisnis (JAB).* 2017;50(2).
 64. Puryantini N, Arfati R, Tjahjadi B. Pengaruh knowledge management terhadap kinerja organisasi Dimediasi inovasi di organisasi penelitian pemerintah. *BAKI.* 2017;2(2):21-38.
 65. Saadat V, Saadat Z. Organizational learning as a key role of organizational success. *Procedia Soc Behav Sci.* 2016;230:219-25.
 66. Cheng JH, Huang JK, Zhao JF, Wu P. Open innovation: the role of organizational learning capability, collaboration and knowledge sharing. *Int J Organ Innov.* 2019;1(3).
 67. Torkestani MS, Mazloomi N, Haghightat F. The relation- ship between information systems success, organizational learning and performance of insurance companies. *International Journal of Business and Social Science.* 2014;5(10):125-32.
 68. Somerville MM, Farner M. Appreciative inquiry, A transformative approach for initiating shared leadership and organizational learning. *Rev Cercetare Interv Soc.* 2012;38(3):7-24.
 69. Andrus C. Using appreciative inquiry to build organizational capacity to learn, risk

- and grow. *Rev Cercetare Interv Soc.* 2010;30(1):63-76.
70. Lee CK, Song HJ, Lee HM, Lee S, Bernhard BJ. The impact of CSR on casino employees' organizational trust, job satisfaction, and customer orientation, An empirical examination of responsible gambling strategies. *Int J Hosp Manag.* 2013;33:406-15.
 71. Putra WBTS. Problems, common beliefs and procedures on the use of partial least squares structural equation modeling in business research. *SAJSSE.* 2022;14(1):1-20.
 72. Hair JF, Sarstedt M, Ringle CM. *Partial least squares.* Struct Equ Model. 2017.
 73. Hair JF, Hult GTM, Ringle CM, Sarstedt M. *A primer on Partial Least Squares Structural Equation Modeling (PLS-SEM).* Thousand Oaks, CA: SAGE Publications Ltd; 2014.
 74. Bangun Tegar Sunaryo Putra W, Ardianto B. Why does risk communication matter? Preventive and excessive health behavior among uninfected people. *SAJSSE.* 2022;13(2):56-72.
 75. Dijkstra TK, Henseler J. Consistent and asymptotically normal PLS estimators for linear structural equations. *Comp Stat Data Anal.* 2015;81:10-23.
 76. Andriani R, Putra WBTS. The intersection of marketing and human resources discipline: employer brand equity as a mediator in recruitment process. *Int J Innov Sci Res Technol.* 2019;4:465-75.
 77. Bentler PM, Huang W. On components, latent variables, pls and simple methods: reactions to Ridgdon's rethinking of Pls. *Long Range Plann.* 2014;47(3):138-45.
 78. Henseler J, Ringle CM, Sarstedt M. A new criterion for assessing discriminant validity in variance-based structural equation modeling. *Journal of the Academy of Marketing Science.* 2015;43(1):115-135.
 79. Henseler J, Sarstedt M. Goodness-of-fit indices for partial least squares path modeling. *Computational Statistics.* 2013; 2013:28(2). Available: <https://doi.org/http://doi.org/10.1007/s00180-012-0317-1>

© 2022 Deswira et al.; This is an Open Access article distributed under the terms of the Creative Commons Attribution License (<http://creativecommons.org/licenses/by/4.0>), which permits unrestricted use, distribution, and reproduction in any medium, provided the original work is properly cited.

Peer-review history:
The peer review history for this paper can be accessed here:
<https://www.sdiarticle5.com/review-history/92134>