

A REVIEW OF TERPENOIDS IN AZADIRACHTA INDICA: CLASSES, STRUCTURES AND MEDICINAL USES

Comment [T1]: Better to modify the title to: TERPENOIDS IN AZADIRACHTA INDICA: CLASSES, STRUCTURES AND MEDICINAL USES : A systematic AREVIEW

ABSTRACT

Azadirachta indica (neem) can be considered as "Nature's Chemist" due to its therapeutic, pharmaceutical, agro and medicinal properties. Neem tree is the most researched tree so far and has proven to be the most prospect target for the future drug discoveries. Its bioactivity has been associated with vast richness in phytochemicals whereas the terpenoids are the major medicinal components. Terpenoids are classified into different categories which display a wide range of biological activities. This article reviews the terpenoids reported in different parts of neem tree, classes, structures, their usage and application in modern medicine.

Keywords: *Terpenoids, Azadirachta indica, Phytochemicals, antimalarial, triterpenoids*

1. INTRODUCTION

Azadirachta indica (neem), a versatile tree of immense value, has attained a pride of place in international scientific research and literature because of its diverse utility in pharmaceuticals, cosmetics, agriculture, veterinary, toiletries and as potential biomass[1]. Various pharmacological attributes such as antifungal[2], antiviral[3], antibacterial[4], anti-inflammatory[5], antifeedant pesticides[6], sterilant, antiscabic, antiulcer[7], anti-allergenic[8], analgesic[9], prominent biopesticide [10] and nematocidal are ascribed to various parts of the tree that has long been revered by ancient Indian people and is entitled "village drugstore"[11]. Fruits, seeds, leaves, bark and roots have extensively been used in treatment of various ailments. Different parts of this miraculous tree are used to treat pyrexia, headache, ulcer, respiratory disorders, cancer, diabetes, leprosy, malaria, dengue, chicken pox, and dermal complications[12].

Medicinal potential of the tree can be attributed to various diverse nature secondary metabolites/bioactives, that is, terpenes[13], limonoids[14], flavonoids[15], alkaloids[16], and saponins[17], which mediated their role by affecting various biological processes.

Terpenes are a class of natural products consisting of compounds made up of isoprene molecules with the formula $(C_5H_8)_n$. Based on the number of isoprene units they have, they are classified as mono, di, tri, tetra, and sesquiterpenes[18]. Terpenes are the largest and most diverse group of naturally occurring compounds. They are mostly found in plants and form the major constituent of essential oils from plants. *Terpenoids* are modified class of terpenes with different functional groups and oxidized methyl group. Terpenoids display a wide range of biological activities against cancer, malaria, inflammation, tuberculosis and a variety of infectious diseases including viral as well as bacterial[19]. **Figure 1** below gives the basic skeleton for different classes of terpenes.

Comment [T2]: Better to further elaborate the biological activity of those mentioned bioactive compound

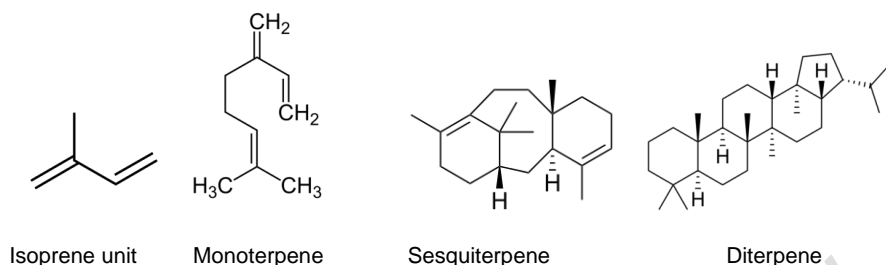


Figure 1: Basic skeleton for different classes of terpenes.

Classes and Structures of Terpenoids

Terpenoids, also known as isoprenoids, are a large and diverse class of naturally occurring organic chemicals derived from the 5-carbon compound isoprene, and the isoprene polymers called terpenes. Terpenoids are usually cyclic unsaturated hydrocarbons, with the altered number of oxygen moieties in the constituent groups attached to the basic isoprene skeleton. They are divided into monoterpenes, sesquiterpenes, diterpenes, sesterpenes, and triterpenes depending on its carbon units[18]. Most of the terpenoids with the variation in their structures are biologically active and are used worldwide for the treatment of many diseases.

Monoterpenes

Monoterpenes ($C_{10}H_{16}$) are dimers of isoprene and can be divided into acyclic, monocyclic, bicyclic, and tricyclic compounds[20]. Monoterpene derivatives typically containing oxygen or nitrogen atoms are known as *monoterpenoids*. Monoterpenes and their derivatives are valuable renewable raw materials in organic chemistry. Their unique structure is often combined with high chemical lability and optical activity. Many monoterpenoids and products of their transformation are of practical importance in the pharmaceutical and cosmetic industries, for production of flavor additives and pesticides[21]. Monoterpenes are the main components of essential oils and fragrances[18] and are responsible to attract pollinators or to serve the purpose of repelling other organisms from feeding off of plants[22]. **Figure 2** below gives examples of monoterpenoids isolated from neem tree.

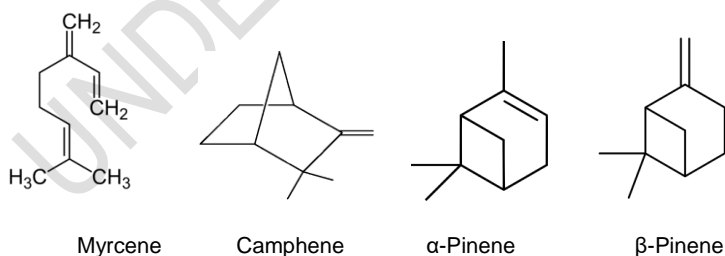


Figure 2: monoterpenoids isolated from *Azadirachta indica*

Sesquiterpenes

Sesquiterpenes are the class of secondary metabolites consisting of three isoprene units ($C_{15}H_{24}$) and found in linear, cyclic, bicyclic, and tricyclic forms. sesquiterpenes are also found in the form of lactone ring. many of the latex in latex-producing plants contain sesquiterpene, and these are potent antimicrobial and anti-insecticidal agent[23]. sesquiterpenes are

Comment [T3]:

Better to Compare the contents of terpenoid across different solvents

naturally occurring and found in plants, fungi, and insects and act as a defensive mechanism or attract mates with pheromones in insects[24]. **Figure 3** shows some of the sesquiterpenes isolated from neem tree.

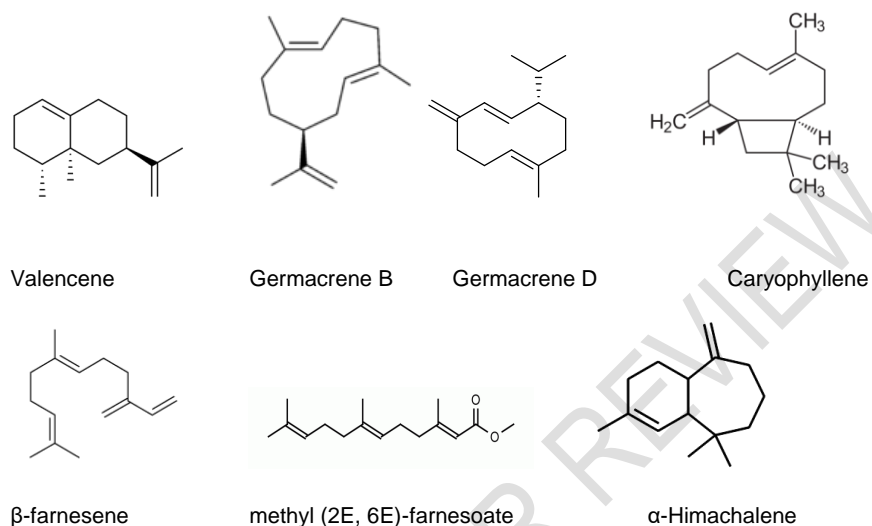
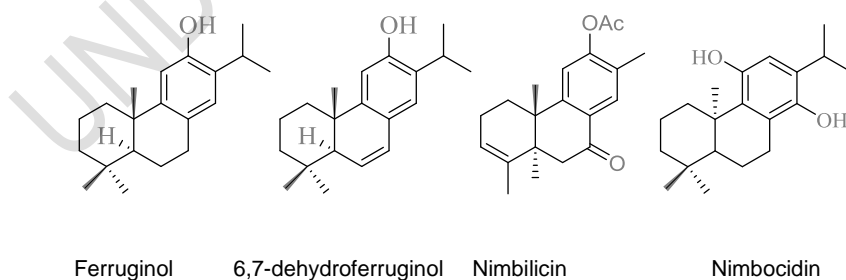
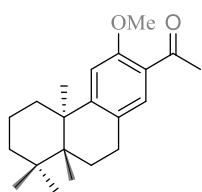


Figure 3: sesquiterpenes isolated from neem tree.

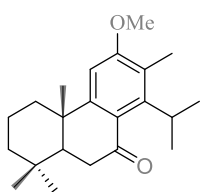
Diterpenoids

Diterpenoids are chemical compounds with 20 carbon atoms. they are made up of four isoprene units and are derived from geranylgeraniol, a C_{20} precursor. they have a $C_{20}H_{32}$ basic structure. these characteristics distinguish diterpenoids from simple terpenes, which have just 10 carbon atoms[25]. Diterpenes have physiologically dynamic compounds, for example, plant development chemicals that manage germination, blooming, switch regenerative cycles (from abiogenetic to sexual multiplication) of plants, and vitamin a activity[26]. **Figure 4** shows some diterpenoids extracted from neem tree.

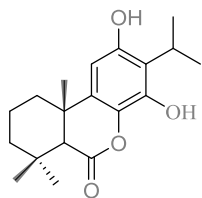




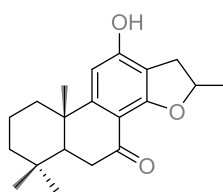
Nimbosone



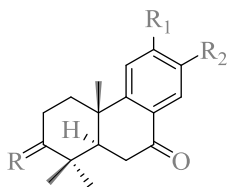
Margosone



Nimbocinin



Azadirilin



Azadirone Class Diterpenoids

NAME	R	R1	R2
Azadirin A	H	Me	(CH ₂) ₂ OH
Azadirin B	H	(CH ₂) ₂ OH	Me
Margocilin	β-OH, H	OH	i-Pr
Maegocin	O	H	i-Pr
Margocinin	O	OH	MeCHCH ₂ OH
Nimbidiol	H ₂	OH	OH
Nimolinin	H ₂	OH	Ac
Nimbisonol	β-OH, H	OH	Me
Demethylnimbionol	β-OH, H	OH	OH
isomargolonone	O	COOH	Me
Margolone	H ₂	Me	COOH
Margolonone	O	Me	COOH
Methylnimbiol	H ₂	OMe	i-Pr
Nimosone	O	OH	i-Pr
Methylnimbionone	O	OMe	OMe
Nimbione	O	Me	OH
Nimbinone	O	OH	Me
Nimbionol	β-OH, H	OH	OMe
Nimbionone	O	OH	OMe
Nimbonone	H ₂	Et	OMe
Nimbiol	H ₂	OH	i-Pr


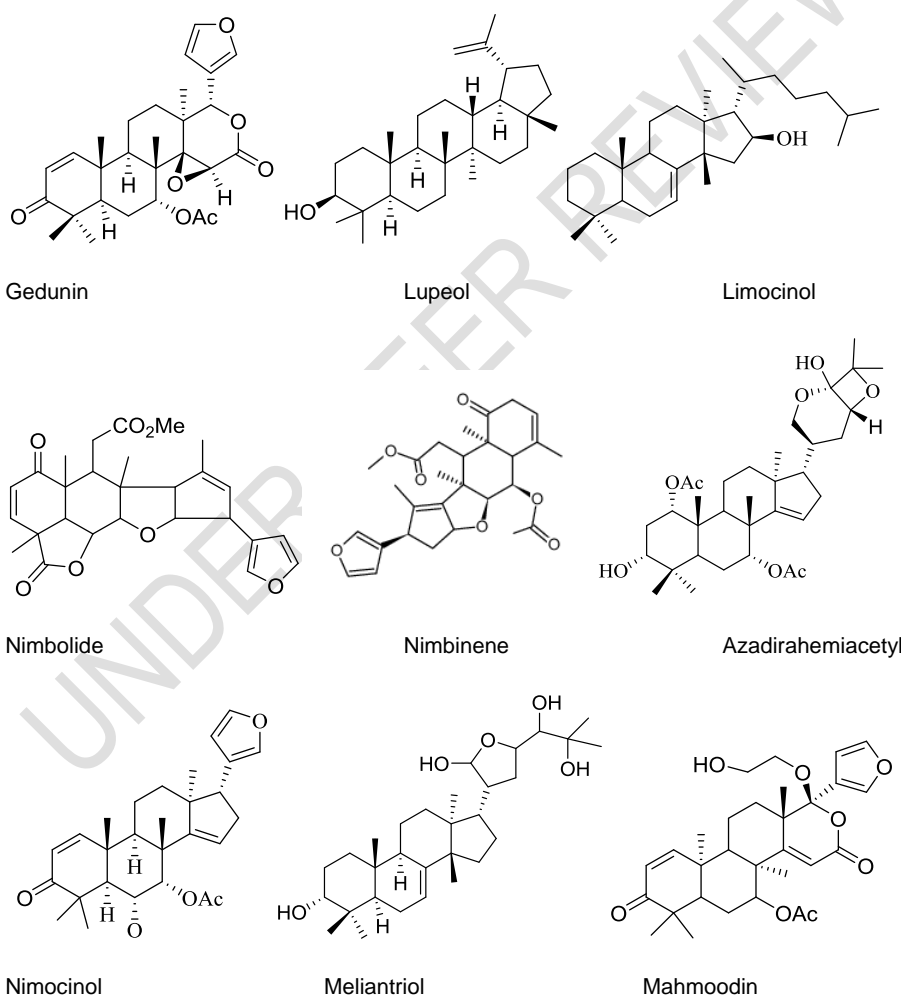
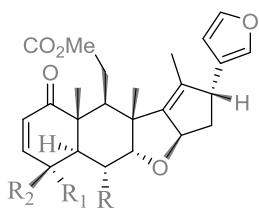


Figure 4: examples of diterpenoids from neem plant

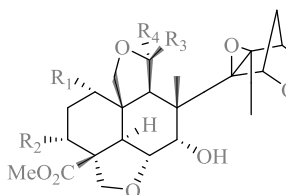
Triterpenoids

Triterpenoids are composed of 30 carbon atoms, polymerized to form six isoprene units. triterpenoids are biosynthesized by the cyclization of its precursor squalene, a hydrocarbon composed of two molecules of farnesyl pyrophosphates joined tail to tail[27]. Based on their chemical structures, triterpenoids can be grouped into linear, monocyclic, dicyclic, up through pentacyclic compounds. triterpenes are produced by animals, plants, and fungi. They play a role as precursors to steroids in animal and plant organisms[28]. Some triterpenoids from neem tree are shown in **Figure 5**.

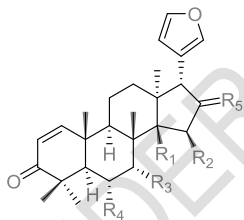




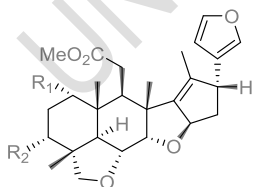
NAME	R	R1	R2
Nimbin	OAc	CO ₂ Me	Me
6-deacetylnimbin	OH	CO ₂ Me	Me
Nimbanal	OAc	CHO	Me
Nimbinene	OAc	Me	H
6-deacetylnimbinene	OH	Me	H



NAME	R1	R2	R3	R4
Azadirachtin A	Tiglate	OAc	OH	CO ₂ Me
3-deacylazadirachtin A	Tiglate	OAc	OH	CO ₂ Me
Azadirachtin B	OH	Tiglate	H	CO ₂ Me



NAME	R1, R2	R3	R4	R5
Azadiradione	double bond	OAc	H	O
Epoxyazadiradione	epoxy	OAc	H	O
Azadirarone	double bond	OAc	H	H ₂
Nimocinol	double bond	OAc	OH	H ₂



NAME	R1	R2
Salannon acetate	isovalerate	OAc
Salannin	Tiglate	OAc
3-Deacetylsalannin	Tiglate	OH

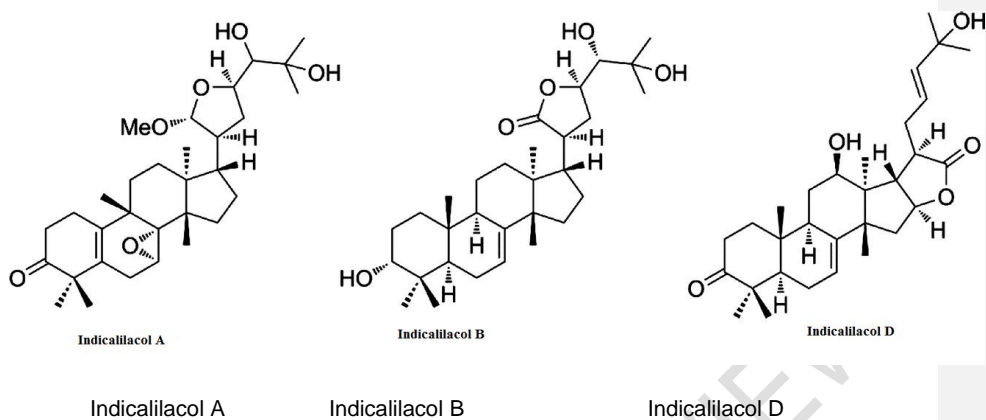
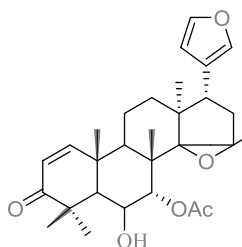


Figure 5: triterpenoids from neem plants

Tetraterpenes are mainly responsible for red, yellow, or orange fat-soluble plant and animal pigments[29]. 14,15-Epoxynimonol was obtained from the fresh green whole leaves of neem.



14,15-Epoxynimonol(fig.6)

Medicinal uses of terpenoids

Leaves of *Azadirachta indica* have been used to treat eye problems, earache, rheumatism, anorexia, wounds, skin infections, blood contaminations, nose troubles and GIT worms among others[12]. A study by Arumugan *et al.*, in 2014 confirmed that ethanolic fraction of neem leaf treatment significantly increased the expression of pTEN, which could inhibit mammary tumourigenesis through its inhibitory effect on Akt[30]. Other results showed that leave extracts promote wound healing activity through increased inflammatory response and neovascularization[31]. Leaves are made into fine powder by grinding the dried leaves using an industrial blender. The powder is then added to boiling water with other additives for taste

Comment [T4]: I have doubt wether the authteor follows the submsion guidelne

Table 1: Terpenoids isolated from the neem leaves

SR/No	Terpenoid	Class	Solvent	Medicinal uses	Reference
1	14,15-epoxynimonol	tetraterpenoid	MeOH	COVID19 Main Protease inhibitor	[32][33]
2	23,23-dihydrnimocinol	triterpenoid	MeOH	COVID19 Main Protease inhibitor	[32]
3	Gedunin	tetranortriterpenoid	hexane	anti-inflammatory, anticancer	[34]
4	isomeldenine	tetranortriterpenoid	ethanol	anti-inflammatory, anticancer	[34]
5	Lupeo	pentacyclitriterpene	hexane	anti-inflammatory, anticancer	[34]
6	meliacinanhydride	tetracyclic triterpenoid	ethanol	COVID19 Main Protease inhibitor	[32]
7	meliatetraolenone	tetranortriterpenoid	MeOH	antibacterial, insecticidal	[35]
8	Nimbanene	triterpenoid	MeOH	antibacterial, antifungal	[36]
9	nimbin	triterpenoid	MeOH	spermicidal, bactericidal, antihistamine	[36]
10	Nimbiol	diterpenoid	MeOH	antiacne, antimalarial	[37]
11	nimbolide	triterpenoid	MeOH	anti-angiogenic, anti-proliferative	[38, 39]
12	nimocinol	tetranortriterpenoid	hexane	anti-inflammatory, anticancer	[34]
13	nimonol	tetranortriterpenoid	MeOH	COVID19 Main Protease inhibitor	[32]
14	salannin	triterpenoid	MeOH	spermicidal, antigastric lesions	[40]
15	Zafaral	tetracyclic triterpenoid	ethanol	COVID19 Main Protease inhibitor	[32]

or improves efficiency. The fresh leaves also can just be washed, chewed and swallowed directly. In India, leaf juice is administered by intravenous infusion for chronic skin diseases, and is taken orally as an anthelmintic. In Nigeria, hot water extract of the fresh leaf and bark is taken orally to treat jaundice, to cure malaria and as a cathartic[41]. Young neem leaves are boiled with tamarind fruit to soften its bitterness and eaten as a vegetable. Pickled neem leaves are also eaten with tomato and fish paste sauce[42]. In a more recent study, the leaves extract was involved in the fabrication of nanoparticles of various metal oxides. These were then evaluated further for antibacterial and photocatalytic activity. The results reported by patil *et al.*, in 2022 showed that metal oxides nanoparticles have better antibacterial activity and photocatalytic potential over aqueous leaves extract[43]. The leaves mostly contain triterpenoids as shown in **Table 1** which include nimbin and its derivatives, gedunin and its derivatives, salannin and its derivatives, zafaral, nimbolides, nimocinol, nimonol, lupeo, isomeldenin. gedunin possesses potential antitumor, antimalarial, and anti-diabetic activity[34]. azadiradione confers anti-inflammatory and anti-diabetic effect[44]. 14,15-epoxynimonol, a tetraterpenoid obtained from the fresh green whole leaves, has been reported to inhibit covid-19 main protease [32, 33]. Nimbiol is a diterpenoid extracted from leaves, and is used as antiacne [37, 45].

Neem fruits have been generally used for treatment of piles, intestinal worms, urinary disorder, epistaxis, phlegm, eye problem, diabetes, wounds and leprosy[46]. Neem fruits are eaten fresh or cooked or prepared as a dessert or lemonade-type drink[42]. In India, the fresh fruit is used externally for leprosy. In Thailand, hot water extract of the dried fruit is taken orally as an anthelmintic, laxative, bitter tonic and for fever; while the dried unripe fruit is taken orally as a bitter tonic and for fever[41]. Fruits contain monoterpenes (myrcene, α - and β -pinene, camphene), sesquiterpenes (valencene, α -himachalene, β -farnesene, methyl (2E, 6E)-farnesoate, germacrene B and D, caryophyllene) and triterpenoids (indicalilacols A-D, neemfruitins A-B, melianthrol, azadirone and its derivatives, gedunin and its derivatives) as indicated in **Table 2**. Myrcene and α -Pinene, monoterpenes from neem fruits both were reported to possess antitumor properties [47, 48]. α -Pinene can also counteract THC-induced anxiety and short-term memory loss[48]. Camphene is proven for its ability to fight bacterial and fungal infections while reducing inflammation and stress[49]. Valencene is a sesquiterpene which offers anti-inflammatory, skin protectant and anti-allergic *benefits*[50]. Inhaling germacrene B, a sesquiterpene, can help clear the sinuses and relieve congestion. It can also act as an expectorant, helping clear out mucus. These properties make this terpene helpful for relief from both cold and allergy symptoms[46]. Sharma *et al.* reported in 2022 that Germacrene D showed anticancer properties[51].

Seeds have generally been used to treat urinary tract disorders, bloody nose, phlegm, eye disorders, leprosy, cancer, malaria and intestinal worms[52]. The seeds are the primary source of insecticides. They can be used in the form of simple aqueous extracts or as a basic raw material for formulated pesticides. The seeds are crushed and steeped in water, alcohol, or other solvents. For some purposes, the resulting extracts can be used without further refinement. Ground neem seeds or neem kernel powder (before or after oil extraction) is used as a soil amendment, and it is effective for control of nematodes. It is also used for control of stalk borers, and to prepare water extracts, which are then sprayed onto plants[42]. Some people apply neem directly to the skin to treat head lice[53], skin diseases, wounds, and skin ulcers; as a mosquito repellent; and as a skin softener. Seeds contain triterpenoids (azadirahemiacetal, deacetylazadirachtin, geducin, meliacin, nimbin, nimbicin, saladucin, valassene), tetracyclitriterpenoids (azadiradione, nimocinol) and tetranortriterpenoids (azadirachtins A-N, nimbidin and its derivatives, gedunin and its derivatives, meliantiol) as indicated in **Table 3**. Some of the first isolated terpenes include nimbin and nimbolide[54]. Azadirachtin, a tetranortriterpenoid and its derivatives, derived

Comment [T5]: Clearly state the parts of the plant where the different terpenoids from which isolated.

Table 2: Terpenoids isolated from the neem fruits.

SR/No	Terpenoid	Class	Solvent	Medicinal uses	Reference
1	17-hydroxyazadiradione	tetranortriterpenoids	MeOH	antidiabetic, antifeedant	[55]
2	Azadinorol	tetranortriterpenoids	ethanol	not reported	[56]
3	Azadirachtol	tetranortriterpenoids	MeOH	potent antifeedant	[57, 58]
4	Azadiradinol	tetranortriterpenoids	ethanol	not reported	[56]
5	azadiradione	tetranortriterpenoids	MeOH	anticancer, antidiabetic	[44]
6	Azadirolic acid	tetranortriterpenoids	ethanol	antidiabetic	[59]
7	azadirone	tetranortriterpenoids	MeOH	antiplasmodial	[60]
8	Camphene	monoterpene	pet-ether	antinocceptive, antibiotic	[49]
9	Caryophyllene	sesquiterpenoid	ethanol	antiplasmodial, antibacterial	[12]
10	deacetyl nimbin	tetranortriterpenoids	MeOH	antifeedant	[57, 61]
11	dihydromyrcenol	monoterpene	pet-ether	metabolite, flavour, fragrance	[62]
12	epoxyazadiradione	tetranortriterpenoids	MeOH	antiinflammatory, anticancer	[61, 63]
13	Gedunin	tetranortriterpenoids	MeOH	antiplasmodial, antitumor, antifungal	[60, 64]
14	Germacrene B	sesquiterpenoid	ethanol	expectorant, relieve congestion	[65]
15	indicalilacols A	triterpenoid	MeOH	anticancer	[66]
16	indicalilacols B	triterpenoid	MeOH	anticancer	[67]
17	indicalilacols C	triterpenoid	MeOH	anticancer	[67]
18	indicalilacols D	triterpenoid	MeOH	anticancer	[66]
19	Mahmoodin	triterpenoid	ethanol	insecticide, pesticide, antibacterial	[57]
20	Melianrol	tetracyclic triterpenoid	ethanol	potent antifeedant, anticancer property	[66]
21	methyl (2E, 6E)-farnesoate	sesquiterpenoid	ethanol	morphogenesis, osmoregulation	[68]
22	Myrcene	monoterpene	ethanol	anti-inflammatory, antitumor	[47]
23	Naheedn	protolimonoid	ethanol	antibacterial	[57]

24	neemfruitins A	triterpenoid	MeOH	antiplasmodial	[60]
25	neemfruitins B	triterpenoid	MeOH	antiplasmodial	[60]
26	Nimocin	tetranortriterpenoids	ethanol	insecticide, pesticide	[36]
27	Nimocinol	triterpenoid	ethanol	antimicrobial	[69]
28	Nimolicinol	triterpenoid	ethanol	antifeedant	[69]
29	Salimuzzalin	triterpenoid	ethanol	antidiabetic	[56]
30	Valencene	sesquiterpenoid	ethanol	antiinflammatory,antiallergic,antiacne	[50]
31	α -Himachalene	sesquiterpenoid	ethanol	antiinflammatory	[65]
32	α -Pinene	monoterpene	ethanol	anticancer	[70]
33	β -farnesene	sesquiterpenoid	ethanol	anti-inflammatory and antimicrobial	[71]
34	β -Pinene	monoterpene	ethanol	anti-inflammatory, bronchodilator	[70]

Table 3: Terpenoids isolated from neem seeds

SR/No	Terpenoid	Class	Solvent	Medicinal uses	Reference
1	Azadirachtin A	tetranortriterpenoids	ethanol	antibacterial, antifungal,	[61, 72-74]
2	Azadirachtin B	tetranortriterpenoids	ethanol	anticancer, antiinflammatory	[61, 75]
3	Azadirachtin C	tetranortriterpenoids	ethanol	anticancer, antiinflammatory	[61, 75]
4	Azadirachtin H	tetranortriterpenoids	ethanol	antimalarial, antiinflammatory	[61, 73]
5	Azadirachtin I	tetranortriterpenoids	ethanol	COVID19 Main Protease inhibitor	[32, 61]
6	Azadirachtin M	tetranortriterpenoids	ethanol	antimalarial, antiinflammatory	[61, 73]
7	Azadirachtin N	tetranortriterpenoids	ethanol	antimalarial, antiinflammatory	[61, 73]
8	Azadiradione	tetracyclitriterpenoid	Methanol	antibacterial, antiinflammatory,	[44, 61]
9	Azadirahemiacetal	triterpenoid	Methanol	antimicrobial	[76]
10	Deacetylazadirachtinil	triterpenoid	Methanol	insect ecdysis inhibitor	[77]

11	Deacetylgedunin	tetranortriterpenoids	Methanol	antifeedent activity	[78]
12	geducin	triterpenoid	Methanol	anticancer	[52, 72]
13	meliacin	triterpenoid	Methanol	anticancer	[52]
14	Meliantriol	tetranortriterpenoids	Methanol	antifeedent activity	[78]
15	nimbicin	triterpenoid	Methanol	anticancer	[52]
16	Nimbidic acid	tetranortriterpenoids	Methanol	anti-inflammatory, antimicrobial	[61]
17	Nimbidin	tetranortriterpenoids	Methanol	anti-inflammatory, antiarthritis	[79]
18	Nimbidinin	tetranortriterpenoids	Methanol	anti-inflammatory, antimicrobial	[79]
19	Nimbin	triterpenoid	Methanol	insecticide, pesticide, antipyretic	[36, 61, 74]
20	Nimocinol	tetracyclitriterpenoid	Methanol	antimicrobial, antimalarial	[80]
21	saladucin	triterpenoid	Methanol	antifungal	[81]
22	valassin	triterpenoid	Methanol	anticancer	[52]

UNDER PEER REVIEW

from the neem seed, is one of the prominent biopesticides commercialized and remains the most successful botanical pesticide in agricultural use worldwide. Azadirachtin is a powerful antifeedant and insect growth disruptor with exceptional low residual power and low toxicity to biocontrol agents, predators, and parasitoids[82]. Nimbolide, a triterpenoid, has shown anti-angiogenic, anti-proliferative. It was also reported by Chitta *et al.* in 2014 to possess anticancer and anticancer preventive effects[83]. Geducin, a triterpenoid from seeds, has been observed to have anticancer properties [52, 72].

The bark is used as analgesic and as an alternative and curative of fever[52]. It is also used as antiviral and antimicrobial[84]. The bark extract also showed therapeutic potential for controlling gastric hypersecretion and gastroesophageal and gastroduodenal ulcers[85]. In India, Hot water extract of the bark is taken with water, orally before breakfast, for leprosy. The extract is also taken for fever and diabetes, and as a tonic, refrigerant, anthelmintic and antiperiodic. The extract is also taken for fever and diabetes. In China, Hot water extract of the bark and the leaf are taken orally as a treatment of malaria. In Senegal, Hot water extract of the dried bark is taken orally for gingivitis, and for the healing of wounds[41]. A neem twig is what people used as a make-do toothbrush. It fights germs, maintains the alkaline levels in your saliva, keeps bacteria at bay, treats swollen gums and also gives you whiter teeth. The twig also shreds into threads, almost like bristles that also destroy and prevent plaque[42]. Twigs are used for cough, asthma, piles, phantom tumor, intestinal worms, spermatorrhoea, obstinate urinary disorder, diabetes[52]. The twigs are normally used as a tooth-brush and also mixed with other vegetables and eaten as a salad[86]. Gum is used for scabies, wounds, ulcers and acne[52]. Neem gum is used as a bulking agent and for preparation of special purpose food like those for diabetic and has potential as food additives due to its high protein material. An exudate can be tapped from the trunk by wounding the bark[84]. In Thailand, the dried gum is used as a bitter tonic[41]. Bark contains diterpenoids (margosone and its derivatives) and cyclicditerpenoids (margosolone, nimbinol, nimbionol, nimbionone, nimbisonol, nimbisodione, nimbosone, nimosone, methyl nimbiol, methyl nimbionone, isonimbinolide, dimethyl nimbionol, sugiol) as in **Table 4**. Sugiol, nimbosone and nimbilicin are diterpenoids extracted from neem bark or root, and are used as antimicrobial [45, 87], antiinflammatory [35, 45] and antimalarial, respectively[45].

Flowers are very good tonic used for bile suppression, elimination of intestinal worms, phlegm [46]. White and delicate, neem flowers with their off-white buds are edible and therapeutic. The flowers have a sweet scent. They are eaten raw with other vegetable as salad. They can be used fresh, dried or in a powdered form. They're used commonly in the South Asia to cook a number of dishes: flower rice, pachadi, rasam, lentils and more. They're often dry roasted and sprinkled on top of the dish to garnish as well[42]. In Thailand, Extract of the dried flower is taken orally as a bitter tonic[41]. Flowers contain sesquiterpenoid (caryophyllene) and triterpenoids (diepoxyzadinol, O-methylazadiranolide, trichilenone acetate) as shown in **Table 5**. Caryophyllene is reported to be antiplasmodial and antibacterial[12]. **Table 6** summarizes triterpenoids isolated from neem roots.

Neem oil contains triterpenoids (azadirachtin, meliantriol, nimbin, nimbidin, nimbinin, nimbolides, fatty acids (oleic, stearic, and palmitic), and salannin). Oil is generally used in the treatment of leprosy and elimination of intestinal worms[52]. The oil also is reported to be spermicidal[88]. Meliantriol, a tetracyclic triterpenoid from the oil, has been reported to possess anticancer property[66]. Nimbin, a triterpenoid has shown to be antipyretic [36, 61, 74]. Nimbidin, a tetranortriterpenoid, has shown antiinflammatory and antiarthritis[79]. Nimbolide, a triterpenoid, is reported to be anti-angiogenic and anti-proliferative[89]; while salannin has spermicidal and antigastric lesions[40].

Table 4: Terpenoids isolated from bark of neem tree.

SR/No	Terpenoid	Class	Solvent	Medicinal uses	Reference
1	Demethyl nimbionol	tricyclic Diterpene	ethanol	fever	[90]
2	Isonimbinolide	tetranortriterpenoid	ethanol	antiinflammatory	[35]
3	Margosolone	tricyclic Diterpene	ethanol	antifungal, antibacterial	[91]
4	Margosone	tricyclic Diterpene	ethanol	antifungal, antibacterial	[91]
5	Methyl nimbiol	tricyclic Diterpene	ethanol	antiinflammatory	[87]
6	Methyl nimbionone	tricyclic Diterpene	ethanol	antiinflammatory	[87]
7	Nimbinone	tricyclic Diterpene	ethanol	antiinflammatory	[35]
8	Nimbionol	tricyclic Diterpene	ethanol	antiinflammatory	[35]
9	Nimbionone	tricyclic Diterpene	ethanol	antivirus	[35]
10	Nimbisonol	tricyclic Diterpene	ethanol	cosmeceutical industry	[92]
11	Nimbosodione	tricyclic Diterpene	ethanol	immune booster	[35]
12	Nimbosone	tricyclic Diterpene	ethanol	antiinflammatory	[35]
13	Nimosone	tricyclic Diterpene	ethanol	antiinflammatory	[35]
14	Sugiol	tricyclic Diterpene	ethanol	antimicrobial	[87]

Table 5: Terpenoids isolated from neem flowers.

SR/No	Terpenoid	Class	Solvent	Medicinal uses	Reference
1	azadirone	tetranortriterpenoids	MeOH	antiplasmodial	[60]
2	Caryophyllene	sesquiterpenoid	ethanol	antiplasmodial, antibacterial	[12]
3	Diepoxyzadinol	triterpenoid	MeOH	larvicidal	[12]
4	Isoazadinorolide	triterpenoid	MeOH	antiplasmodial	[12]
5	nimbolide	triterpenoid	MeOH	anti-angiogenic, anti-proliferative	[89]
6	O-methylazadirone	triterpenoid	MeOH	larvicidal	[12]
7	Trichilenone acetate	triterpenoid	MeOH	antimutagenic	[36]

Table 6: Terpenoids isolated from the neem roots.

SR/No	Terpenoid	Class	Solvent	Medicinal uses	Reference
1	6,7-dehydroferruginol	Diterpenes	MeOH	antiinflammatory, antimycobacterial	[78, 93]
2	Azadirilin	Diterpene	MeOH	venom detoxification	[94]
3	Azadricin	Diterpene	MeOH	antiplasmodial	[95]
4	ferruginol	Diterpenes	MeOH	antiinflammatory, antimycobacterial	[78, 93]
5	morenolide	triterpenoid	MeOH	antiinflammatory, antimycobacterial	[78, 93]
6	nimbandiol	triterpenoid	MeOH	COVID19 Main Protease inhibitor	[32]
7	nimbidiol	Diterpenes	MeOH	intestinal carbohydrases inhibitor	[96]
8	Nimbilicin	Diterpenes	petrol ether	not reported	[97]
9	Nimbinin	tetranortriterpenoid	DCM	antibacterial	[45]
10	nimbinal	triterpenoid	MeOH	antiinflammatory, antimycobacterial	[78, 93]
11	Nimbinene	Diterpenes	MeOH	antiinflammatory, antimycobacterial	[78, 93]
12	Nimbocidin	Diterpene	petrol ether	insecticidal	[97]
13	Nimbocinin	Diterpene	methanol	not reported	[86, 98]
14	Nimolinin	tricyclic diterpene	DCM	not reported	[97]
15	salannin	triterpenoid	MeOH	antimycobacterial, spermicidal	[78, 93]

In Sri Lanka, Hot water extract of the entire plant is used externally for wounds and ulcers, skin diseases, leprosy and rheumatic disorders; and the extract is taken orally for fevers, malaria, jaundice, and syphilis[41].

CONCLUSION

Neem tree has proven to be the Nature's Chemist due to the natural drugs isolated from its different parts. The drugs are not only used in the informal sector by traditional herbalists but also find wide application in pharmaceuticals and agro chemistry. The neem plant is actually a store house for terpenoids, which are the most active compounds and associated with its various medicinal properties.

The drugs from neem have been used for health and medical purposes. They are safe, efficient with minimal side effects. Neem terpenoids have shown to be quite effective in treating diseases as well as for preventive measures. From this, neem products are growing faster and popular over the counter-drugs.

RECOMMENDATIONS

From the growing interest of health care companies in the neem products, more efforts is needed to tap the hidden drug treasures of the neem tree through appropriate extraction processes and better isolation methods.

The already isolated compounds should be subjected more to analysis against various chronic diseases like cancer, hypertension and COVID-19 among others. This will help in to establish the broad spectrum of the isolates.

Better methods should be devised to produce the drugs in large-scale without depleting the neem tree population.

REFERENCES

1. Murali P.M., N.K.a.L.S., *Tree Science Conference*. 1998, New Delhi.
2. Habberrih S.O.A., I.M.S., Khalid Z.B., Faizal C.K.M and Yahaya F.M. , *Anti-fungal efficacy of aqueous leaf extracts Neem (Azadirachta indica) in the treatment of tap water*. . Ecology, Environment and Conservation 2022 **28** p. S446-S460
3. Sarkar L., O.L., Gupta S., Bubak A.N., Das B., Gupta P., Safiriyu A.A., Singhal C., Neogi U., Bloom D., Banerjee A., Mahalingam R., Cohrs R.J., Koval K., Shindler K.S., Pal D., Nagel M. and Sarma J.D. , *Azadirachta indica A. Juss bark extract and its Nimbin isomers restrict β -coronaviral infection and replication*. Virology, 2022. **569**: p. 13-28.
4. Mehrishi P., A.P., Broor S. and Sharma A. , *Antibacterial and antibiofilm properties of Azadirachta indica (Neem), Aloe vera (Aloe vera), and Mentha piperita (Peppermint) against multidrug-resistant clinical isolates*. Biomedical and Biotechnology Research Journal, 2022. **6**(1): p. 98-104.
5. Braga T.M., R.L., Chung T.Y., Oliveira R.F., Pinho C., Oliveira A.I., Morgado J., Cruz A. , *Azadirachta indica A. Juss. In Vivo Toxicity—An Updated Review*. Molecules, 2021. **26**: p. 252.
6. N.M.D., S.I.W.a.R., *The Activity of Nimba Leaves (Azadirachta Indica A. Juss.) Extract Insecticide as Vegetative Pesticide on Rice Weevil (Sitophilus*

- Oryzae L.*) (*Coleoptera: Curculionidae*). Sustainable Environment Agricultural Science, 2020. **4**(1): p. 10-17.
7. Maity P., C.I., Biswas K., Banerjee R.K. and Bandyopadhyay U. , *The use of neem for controlling gastric hyperacidity and ulcer*. Phytotherapy Research, 2009. **23**(6): p. 747-755.
 8. Ratna D., I.D.A., Susilawati I.D.A., Lestari P.E., Budirahardjo R., Wulandari E., Widi R., and Wibisono S. , *Aqueous Extract of Neem Leaves (Azadirachta Indica) Decrease Expression of Immunoglobulin E (IgE) and Interleukin 4 (IL-4) in Gingiva Tissue of BALB/c Mice Injected by Ovalbumine*. KnE Life Sciences, 2017. **3**(6): p. 413-421.
 9. Kumar, S.V., Udaya & Agrawal, divya & Hansa, Jagadish. , *Analgesic, Anti-inflammatory and Anti-Pyretic Effects of Azadirachta indica (Neem) Leaf Extract in Albino Rats*. . International Journal of Science and Research, 2015. **4**(8): p. 713-721.
 10. Aribi N., D.B., Kilani-Morakchi S. and Joly D., *L'azadirachtine, un pesticide naturel aux effets multiples*. Médecine/Sciences, 2020. **36**: p. 44–49.
 11. Blum F.C., S.J.a.M.D.S., *In vitro activity of neem (Azadirachta indica) oil extract against Helicobacter pylori*. Journal of Entomopharmacology, 2019. **232**: p. 236–243.
 12. Saleem S., M.G., Hussain M.A. and Bukhari S.N.A., *A Comprehensive Review of Phytochemical profile, Bioactives for Pharmaceuticals and Pharmacological Attributes of A. indica*. . Phytotherapy Research, 2018. **32**: p. 1241-1272.
 13. A., T., *Neem in Health and Cosmetics; In Neem: A Treatise*. Vol. 31. 2009, New Delhi: I.K. International Publishing House Pvt Ltd.
 14. Chen, F.X., Zhu J., Song L., Li Z., Lin F., Yu R., Xu H. and Zi J., *Limonoids from seeds of Azadirachta indica A. Juss. and their cytotoxic activity*. Acta Pharmaceutica Sinica B, 2018. **8**(4): p. 639-644.
 15. Cen-Pacheco F., O.-C., Peniche-Cardena A., Bravo-Ruiz O., López-Fentanes F.C., Valerio-Alfaro G. and Fernández J.J., *Studies on the bioactive flavonoids isolated from Azadirachta indica*. Natural Product Research, 2020. **34**(24): p. 3483-3491.
 16. S., M.S.a.M., *Neem: Treasure of Natural Phytochemicals*. Chemical Science and Review Letters, 2021. **10**(39): p. 396-401.
 17. Sami A.J., B.S., Khalid M., Nazir M.T. and Shakoori A.R., *A Comparative Study of Inhibitory Properties of Saponins (derived from Azadirachta indica) for Acetylcholinesterase of Tribolium castaneum and Apis mellifera*. Pakistan Journal of Zoology, 2017. **50**: p. 725-733.
 18. Cox-Georgian D., R.N., Dona C., and Basu C., *Therapeutic and Medicinal Uses of Terpenes*. Medicinal Plants: From Farm to Pharmacy, 2019: p. 333–359.
 19. Dash D.K., T.C.K., Sahu A.K., and Tripathi V., *Revisiting the Medicinal Value of Terpenes and Terpenoids*. Revisiting Plant Biostimulants [Working Title], ed. H.P.P. V. S. Meena, & S. K. Meena. 2022: IntechOpen.
 20. J, Z.n.-B.M.a.F.-K., *Monoterpenes and Their Derivatives—Recent Development in Biological and Medical Applications*. International Journal of Molecular Sciences, 2020. **21**(19): p. 7078.

21. E., B., "Hemi- and Monoterpenes". *Terpenes: Flavors, Fragrances*. Pharmaca, Pheromones, 2006: p. 10-23.
22. S.D., T., *Terpenes and isoprenoids: a wealth of compounds for global use*. Planta, 2019. **249**(1): p. 1-8.
23. S., P., *Introductory Chapter: Terpenes and Terpenoids*. Terpenes and Terpenoids, ed. A.A.-T. S. Perveen. 2018: IntechOpen.
24. Sharma A., S.R.K.a.R.G.V., *A review of interactions between insect biological control agents and semiochemicals*. Insects, 2019. **10**(12): p. 439.
25. S., Z.L.a.L., *Overview of Medicinally Important Diterpenoids Derived from Plastids*. Mini Reviews in Medicinal Chemistry, 2017. **17**(12): p. 988-1001.
26. B.M., L., *The evolution of plant secretory structures and emergence of terpenoid chemical diversity*. Annual Review of Plant Biology, 2015. **66**: p. 139-159.
27. Ludwiczuk A., S.-W.K.a.G.M.I., *Terpenoids*. Pharmacognosy, ed. R.D. Simone Badal. 2017: Academic Press.
28. R., H.S.G.a.L., *Terpenes, hormones and life: Isoprene rule revisited*. Journal of Endocrinology, 2019. **242**(2): p. 9-22.
29. Jurić S, J.M., Król-Kilińska Ž, Vlahoviček-Kahlina K, Vinceković M, Dragović-Uzelac V, et al., *Sources, stability, encapsulation and application of natural pigments in foods*. Food Reviews International, 2020. **29**: p. 1-56.
30. Arumugam A., A.P., Boopalan T., et al., *Neem leaf extract inhibits mammary carcinogenesis by altering cell proliferation, apoptosis, and angiogenesis*. Cancer Biology and Therapy, 2014. **15**(1): p. 26–34.
31. Osunwoke E.A., O.E.J., Allison T.A., Onyekwere J.C., *The wound healing effects of aqueous leave extracts of azadirachta indica on wistar rats*. Journal of Natural Science and Research, 2013. **3**(6): p. 181-186.
32. S.S., S., *Some Compounds from Neem leaves extract exhibit binding affinity as high as 14.3 kcal/mol against COVID-19 Main Protease (Mpro): A Molecular Docking Study*. Molecular Biology, 2020: p. 1-11.
33. Govindachari, T.R., Malathi, R., Gopalakrishnan, G., Suresh, G., & Rajan, S. S., *Isolation of a new tetranortriterpenoid from the uncrushed green leaves of Azadirachta indica*. Phytochemistry, 1999. **52**(6): p. 1117–1119.
34. Akinloye O.A., A.D.I., Lawal M.A., Shittu M.T., Metibemu D.S., *Terpenoids from Azadirachta indica are potent inhibitors of Akt: Validation of the anticancerpotentials in hepatocellular carcinoma in male Wistar rats*. Journal of Food Biochemistry, 2021. **45**: p. e13559.
35. Siddiqui B.S., A.F., Gulzar T., Sultana R., Naqvi S.H.M., Tariq R.M., *Tetracyclic triterpenoids from the leaves of Azadirachta indica and their insecticidal activities*. Chemical and Pharmaceutical Bulletin, 2003. **51**: p. 415-417.
36. Islas J.F., A.E., G-Buentello Z., Delgado-Gallegos J.L., Moreno-Treviño M.G., Escalante B. and Moreno-Cuevas J.E., *An overview of Neem (Azadirachta indica) and its potential impact on health*. Journal of Functional Foods, 2020. **74**: p. 1-13.
37. Latif M., H., Syeda. M., Shahzad A., Asma M., Muneeza S., Nageena M., Maryam P., Sumaira., *Therapeutic Potential of Azadirachta indica (Neem) and Their Active Phytoconstituents against Diseases Prevention*. Journal of Chemistry and Chemical Sciences, 2020. **10**(3): p. 98-110.

38. Subramani R., G.E., Arumugam A., Nandy S., Gonzalez V., Medel J., Camacho F., Ortega A., Bonkougou S., Narayan M., et al. , *Nimbolide inhibits pancreatic cancer growth and metastasis through ROS-mediated apoptosis and inhibition of epithelial-to-mesenchymal transition*. Scientific Reports, 2016. **6**: p. 1–12.
39. Wylie M.R., W.I.H., Blum F.C., Wu H., Merrell D.S., *In vitro antibacterial activity of nimbolide against Helicobacter pylori*. Journal of Ethnopharmacology, 2022. **285**: p. 114828.
40. G., B., *Neem - an omnipotent plant: a retrospection*. Chembiochemistry, 2004. **5**: p. 409–421.
41. Juss, A., *Azadirachta indica*. Medicinal Plants of the World. 2001, Totowa, NJ: Humana Press.
42. C., S., *Use of neem as a biological pest control agent*, F. Forest, and Community Tree Network (FACT Net), Editor. 2007, Winrock International: Morrilton, Arkansas, USA.
43. Patil S.P., C.R.Y.a.N.M.S., *Azadirachta indica Leaves mediated Green Synthesis of Metal Oxide Nanoparticles: A Review*. Talanta Open, 2022. **5**(100083): p. 1-10.
44. M.H., B.F.A.a.A., *AZADIRADIONE: A Multi-targets Compound with New Therapeutic Approach*. Asian Journal of Phytomedicine and Clinical Research, 2018. **6**(3): p. 115-120.
45. Ara I., S.B.S., Faizi S. and Siddiqui S., *Diterpenoids from the stem bark of Azadirachta indica*. Phytochemistry, 1989. **28**(4): p. 1177-1180.
46. El-Hawary S., T., Essam & Rabeh, Mohamed & Badr, W.K., *Chemical composition and biological activities of essential oils of Azadirachta indica A. Juss*. International Journal of Applied Research in Natural Products, 2013. **6**: p. 33-42.
47. Surendran S., F.Q., Geyan S., Dash L., Michael H., *Myrcene—What Are the Potential Health Benefits of This Flavouring and Aroma Agent?* Frontiers in Nutrition, 2021. **8**: p. 699666.
48. Aydin E., T.H.a.G.F., *Antioxidative, anticancer and genotoxic properties of α -pinene on N2a neuroblastoma cells*. Biologia, 2013. **68**: p. 1004–1009.
49. Quintans-Junior L., M.J.C.F., Pasquali M.A.B., Rabie M.S.S., Pires A.S., et al., *Antinociceptive Activity and Redox profile of the Monoterpenes (+)-Camphene, p-cymene and Geranyl acetate in Experimental models*. . International Scholarly Research Notices, 2013. **459530**: p. 1-11.
50. Cao C., C.X., Yu W., Chen Y., Lin X., Zhu B., Zhou Y.J., *Global Metabolic Rewiring of Yeast Enables Overproduction of Sesquiterpene (+)-Valencene*. Journal of Agriculture and Food Chemistry, 2022. **70**(23): p. 7180–7187.
51. Sharma M., G.K., Jandrotia R., Batish D.R., Singh H.P. and Kohli R.K., *Essential oils as anticancer agents: Potential role in malignancies, drug delivery mechanisms, and immune system enhancement*. Biomedicine & Pharmacotherapy, 2022. **146**: p. 1-36.
52. Paul R., P.M.a.S.N.K., *Anticancer biology of Azadirachta indica L (neem): A mini review*. Free Radical Research, 2011. **12**: p. 467–476.
53. Abdel-Ghaffar, F.a.S., M., *Efficacy of neem seed extract shampoo on head lice of naturally infected humans in Egypt*. Parasitology.Research, 2007. **100**(2): p. 329-332.

54. Bokel, M., Cramer, R., Gutzeit, H., Reeb, S., & Kraus, W., *Tetranortriterpenoids related to nimbin and nimbolide from Azadirachta indica* A. Juss (Meliaceae). *Tetrahedron*, 1990. **46**(3): p. 775-782.
55. Ponnusamy S, H.S., Mulani F, Zinjarde S, Thulasiram H, RaviKumar A., *Gedunin and Azadiradione: Human Pancreatic Alpha-Amylase Inhibiting Limonoids from Neem (Azadirachta indica) as Anti-Diabetic Agents*. *PLoS ONE*, 2015. **10**(10): p. e0140113.
56. Siddiqui S., S.B., Uddin G. and Faizi S., *Terpenoids from fruit coatings of Azadirachta indica*. *Phytochemistry*, 1991. **30**(5): p. 1615-1619.
57. Siddiqui S., F.S., Siddiqui B.S. and Ghiasuddin, *Constituents of Azadirachta indica: isolation and structure elucidation of a new antibacterial tetranortriterpenoid, mahmoodin, and a new protolimonoid, naheedn*. *Journal of Natural Products*, 1992. **55**(3): p. 303-310.
58. Malathi R., R.S.S., Gopalakrishnan G. and Suresh G., *Azadirachtol, a tetranortriterpenoid from neem kernels*. *Acta Crystallographica*, 2002. **58**: p. 708-710.
59. Ogboye R.M., P.R.B., Famuyiwa S.O. and Faloye K.O., *Novel α -amylase and α -glucosidase inhibitors from selected Nigerian antidiabetic plants: an in silico approach*. *Journal of Biomolecular Structure and Dynamics*, 2021. **40**: p. 20.
60. Chianese G., Y.S.R., Lucantoni L., Habluetzel A., Basilico N., Taramelli D., Fattorusso E., Tagliatela-Scafati O., *Antiplasmodial triterpenoids from the fruits of neem, Azadirachta indica*. *Journal of Natural Products*, 2010. **73**(8): p. 1448-1452.
61. Baby A.R., F.T.B., Marques G.d.A., Rijo P., Lima F.V., Carvalho J.C.M.d., Rojas J., Magalhães W.V., Velasco M.V.R., Morocho-Jácome A.L., *Azadirachta indica (Neem) as a Potential Natural Active for Dermocosmetic and Topical Products: A Narrative Review*. *Cosmetics*, 2022. **9**(58): p. 1-17.
62. Siddiqui B.S., R.M., Ilyas F., Gulzar T., Tariq R.M. and S.N.H.Naqvi S.N.H., *Z. Naturforsch*, 2004. **1**(2): p. 104-112.
63. Shilpa G., R.J., Saranga R., Sajin F.K., Nair M.S, Joy B., ..., Priya S., *Epoxyazadiradione purified from the Azadirachta indica seed induced mitochondrial apoptosis and inhibition of NF κ B nuclear translocation in human cervical cancer cells*. *Phytotherapy Research*, 2017. **31**(12): p. 1892-1902.
64. Tharmarajah L., S.S.R., Ediriweera M.K., Piyathilaka P., Tennekoon K.H., et al., *In Vitro Anticancer Effect of Gedunin on Human Teratocarcinomal (NTERA-2) Cancer Stem-Like Cells*. *BioMed Research International*, 2017. **2413197**: p. 1-9.
65. Helmy W.A., A.-A.H.I., Amer H. and El-Safty M.M., *Chemical Composition and 'In vitro' Antiviral Activity of Azadirachta indica A. Juss (Neem) Leaves and Fruits Against Newcastle Disease Virus and Infectious Bursal Disease Virus*. *Australian Journal of Basic and Applied Sciences*, 2007. **1**: p. 801-812.
66. Y., T.N.a.K., *Phytochemical studies on traditional herbal medicines based on the ethnopharmacological information obtained by field studies*. *Journal of natural medicines*, 2021. **75**(4): p. 762–783.

67. Kurimoto S., T.Y., Ahmed F.A. and Kashiwada Y., *Triterpenoids from the fruits of Azadirachta indica (Meliaceae)*. Fitoterapia, 2014. **92**: p. 200-205.
68. Tu S., T.P., Xu D., Wang Z., Wang M., Xie X., Zhu D., *Molecular Characterization of the Cytochrome P450 Epoxidase (CYP15) in the Swimming Crab Portunus trituberculatus and Its Putative Roles in Methyl Farnesoate Metabolism*. Biology Bulletin, 2022. **242**(2): p. 75-86.
69. Maan P., Y.K.S., Yadav N.P., *Wound Healing Activity of Azadirachta indica A. Juss Stem Bark in Mice*. Pharmacognosy Magazine, 2017. **13**(2): p. S316-S320.
70. Wafaa A.H., A.H., Nefisa M.A., EL-Shayeb, *Biological and Anti-microbial Activity of Aqueous Extracts from Neem tree (Azadirachta Indica A. Juss, Meliaceae)*. Journal of Applied Sciences Research, 2007. **3**(10): p. 1050-1055.
71. Wang Z. , R.Z., Qun Yang, Jintian Zhang, Youxi Zhao, Yanning Zheng, Jianming Yang, *Recent advances in the biosynthesis of isoprenoids in engineered Saccharomyces cerevisiae*. Advances in Applied Microbiology, ed. S.S. Geoffrey Michael Gadd. Vol. 114. 2021: Academic Press.
72. Y., S.N.a.K., *Chemistry of Azadirachtin and other Bioactive isoprenoids from Neem*. Neem: A Treatise. , ed. P.S. Singh K.K., Dillon R.S. and Tomar A. . 2008, New Delhi: I.K. International Publishing House.
73. Chaudhary S., K.R.K., Sehgal A., Cahill D.M., Barrow C.J., Sehgal R., and Kanwar J.R., *Progress on Azadirachta indica Based Biopesticides in Replacing Synthetic Toxic Pesticides*. Frontiers in plant science, 2017. **8**: p. 610.
74. Ghimeray A.K., J.C.W., Ghimire B.K. and Cho D.H., *Antioxidant activity and quantitative estimation of azadirachtin and nimbin in Azadirachta Indica A. Juss grown in foothills of Nepal*. African Journal of Biotechnology, 2009. **8**(13): p. 3084-3091.
75. Akihisa T., N.T., Takahashi A., et al., *Melanogenesis inhibitory, anti-inflammatory, and chemopreventive effects of limonoids from the seeds of Azadirachta indica A. juss. (neem)*. Journal of Oleo Science, 2009. **58**(11): p. 581-594.
76. Wang H.W., L.J.Q., Chen J.X., Yang Y.F., Yan Y.X., Li Z.R., Qiu M.H., *New triterpenoids from the kernels of Azadirachta indica*. Natural Products and Bioprospecting, 2013. **3**: p. 33-37.
77. Kubo.I., M., A., and Matsumoto, J., *New insect ecdysis inhibitory limonoid deacetylazadirachtinol isolated from A. indica oil* Tetrahedron, 1986. **42**(2): p. 489-496
78. S., S.-N., *Physiological and biochemical effect of neem and other Meliaceae plants secondary metabolites against Lepidopteran insects*. Frontiers in physiology, 2013. **4**: p. 359.
79. Kaur G, S.A.M.a.A.M., *Nimbidin suppresses functions of macrophages and neutrophils: relevance to its antiinflammatory mechanisms*. Phytotherapy Research, 2004. **18**(5): p. 419-424.
80. S., S.R.a.N., *Medicinal properties of neem leaves: a review*. Curr Med Chem Anticancer Agents, 2005. **5**(2): p. 149-156.

81. Mishra M.P., R.S., Swain S.S., Ghosh G., Das D. and Padhy R.N., *In vitro antibacterial activity of crude extracts of 9selected medicinal plants against UTI causing MDR bacteria*. Journal of King Saud University Science, 2017. **29**(1): p. 84-95.
82. Kilani-Morakchi S., M.-G.H.a.S.K., *Azadirachtin-Based Insecticide: Overview, Risk Assessments, and Future Directions*. Front. Agron, 2021. **3**: p. 676208.
83. Chitta K., P.A., Caulfield T.R., Akhtar S., Blake M.K.K., Ailawadhi S., Knight J., Heckman M.G., Pinkerton A., Chanan-Khan A., *Nimbolide targets BCL2 and induces apoptosis in preclinical models of Waldenstroms macroglobulinemia*. Blood Cancer Journal, 2014. **4**(11): p. e260.
84. H., A.Y.a.K., *Dietary Diterpenoids*. Handbook of Dietary Phytochemicals, ed. S.S.D. Xiao J., Asakawa Y. . 2021, Singapore: Springer.
85. Bandyopadhyay U., B.K., Sengupta A., Moitra P., Dutta P., Sarkar D., Debnath P., Ganguly C.K. and Banerjee R.K., *Clinical studies on the effect of Neem (Azadirachta indica) bark extract on gastric secretion and gastroduodenal ulcer*. Life Sciences, 2004. **75**(24): p. 2867-2878.
86. P., G.P.a.M., *A Review on Traditional Plant Azadirachta indica: Natural Source for disease Curability and Health Promotion*. Journal of Pharmaceutical Research International, 2021. **33**(56A): p. 1-7.
87. Ara I., S.B.S., Faizi S. and Siddiqui S., *Tricyclic Diterpenoids from the Stem bark of Azadirachta indica*. Journal of Natural Products, 1988. **51**(6): p. 1054-1061.
88. Patil S.M., S.P.S., Chandana K.V.B, Ramu R., Nagendra P.M.N., *Azadirachta indica A. Juss (neem) as a contraceptive: An evidence-based review on its pharmacological efficiency*. Phytomedicine, 88, 2021. **88**.
89. A., A.M., *Therapeutics Role of Azadirachta indica (Neem) and Their Active Constituents in Diseases Prevention and Treatment*. . Evidence-based complementary and alternative medicine, 2016. **eCAM**: p. 7382506.
90. Akhila A. and Rani K. Chemistry of the Neem Tree. (Editors): Herz W., F.H., Kirby G.W., Moore R.E., Tamm Ch. Progress in the Chemistry of Organic Natural Products. Springer-Verlag Wien, 127, New York, *Chemistry of the Neem Tree*. Progress in the Chemistry of Organic Natural Products, ed. F.H. Herz W., Kirby G.W., Moore R.E., Tamm Ch. . 1999, New York: Springer-Verlag Wien.
91. Ara I., F.S.a.S.B.S., *Tricyclic Diterpenes from the Stem Bark of Azadirachta indica*. Planta Medica, 1990. **56**: p. 84-86.
92. H.I., N.S.a.M., *Nanotechnology in Cosmetics*. Cosmetic Science and Technology, ed. R.Y.L. Kazutami Sakamoto, Howard I. Maibach, Yuji Yamashita. 2017: Elsevier.
93. Passos M.S., C.J.A.R., Boeno S.I., Glória das Virgens L.L., Calixto S.D., Ventura T.L.B., Lassounskaia E., Braz-Filho R., Vieira I.J.C. , *Terpenoids isolated from Azadirachta indica roots and biological activities*. Brazilian Journal of Pharmacognosy, 2019. **29**: p. 40-45.
94. Deepa V., S.S.a.B.C.K., *Validation of Russell's Viper Venom Detoxification Activity of Azadirachta indica through In Silico Method*. Journal of Pharmacy and Biological Sciences, 2016. **11**(2): p. 35-46.

95. O.T., D.M.O.a.O., *In silico identification and evaluation of potential interaction of Azadirachta indica phytochemicals with Plasmodium falciparum heat shock protein* 90. *Journal of Molecular Graphics and Modelling*, 2019. **87**: p. 144-164.
96. S., M.A.a.S., *Characterization of nimbidiol as a potent intestinal disaccharidase and glucoamylase inhibitor present in Azadirachta indica (neem) useful for the treatment of diabetes*. *Journal of Enzyme Inhibition and Medicinal Chemistry*, 2013. **25**(8): p. 900-910.
97. M.F., R., *Plant Chemicals in Pest Control*. *Insect Chemoreception*. 2002, Dordrecht: Springer.
98. Dilshad I., S.B.S.a.F.S., *Two New Degraded Triterpenoids and a Novel Seco-Norabietane Diterpene from the Root Bark of Azadirachta indica*. *Helvetica Chimica Acta*, 2015. **98**(1): p. 135-142.

UNDER PEER REVIEW