

Original Research Article

Maximizing the role of the internal larval parasitoid, *Meteorus gyrator* (Thunberg) in the open field as a biological control agent considering the effects of climatic changes

Comment [AC1]: It is recommended to make the title shorter, the following is suggested: The role of the internal larval parasitoid, *Meteorus gyrator* (Thunberg) as a biological control agent in the open field.

Abstract:

Background and Aim: Members of Braconidae, i.e., *Meteorus* spp. assault certain lepidopterous larvae in Egyptian fields. The recorded species *M.rubens* (gregarious) and *M.gyrator* (solitary) were the most species reared from some lepidopterous larvae attacking various host plants in two chosen Governorates in Egypt through two experimental years. This work aims to increase the parasitizing efficiency of *M.gyrator* in fields by releasing an impressive number of parasitoid adults.

Comment [AC2]: The Background is very general, go a little deeper and in the objective avoid exaggerated expressions about the amount of the parasitoid that is going to be released and rather include the exact amount that was released in this field work. In addition, it does not include the geographical area in which the work will be carried out.

Methods:

1- Samples of lepidopteran larvae were picked up from the prevailing plants in fields of El-Ghaebia and El-Sharkia Governorates, for two successive years (2020 to 2021). Collected larvae were reared under optimal conditions until their pupation or in anticipation of the migration of the full-grown endoparasitoid's larvae for pupation.

Comment [AC3]: Specify in which cultures the larvae were collected.

2- Parasitoid's production

Species of some lepidopterous larvae were reared in the NRC laboratory for large-scale manufacturing of the parasitoid *Meteorus gyrator*.

Results: Acquired results uncover that *Agrotis ipsilon* was the primary noctuid host larvae of *M.rubens* during its abundant periods (February-May). While in case of *M.gyrator* it was recorded in fewer numbers (at its abundant periods, May-August); which was raised from other lepidopteran larvae.

The *M.rubens* parasitism percentage reached 26.50 and 21.79% at El-Gharbia Governorate through the two experimental years, respectively; whereas in the case of *M.gyrator* it was 2.25% in the 2nd experimental year only. In El-Sharkia, *M.rubens* parasitism percentage was 18.60 and 28.60%, respectively throughout the two experimental years; while it was 10.00% for *M.gyrator* in the first year only.

Conclusion: To boost the productivity of this solitary internal parasitoid as a bio-control agent, it is mandatory to increase its adults population in any field.

Keywords: internal larval parasitoids, *Meteorus rubens*, *M.gyrator*, mass-rearing, release, open field.

1. Introduction

Environmental change truly affects the variety, appropriation, rates, propagation, development, advancement, and phenology of insect pests. Increasing temperature, upset rainfall, vaporous organization production, and so on can cause an increase in the population and movement of insect pests. Nonetheless, environmental change acts distinctively on various species, large effects of environmental change appear to build the annoyance general public, alongside their movement and ensuing harm in horticulture. Numerous species have developed resistance and have had the option to adjust to the new climate [1].

Skendžić et al. [2] revealed that a portion of the vulnerabilities concerning various parts of environmental change that are pertinent to insect pests incorporate temperature increment, expansion in climatic CO₂, precipitation designs, relative humidity, and a few different variables. The impacts of environmental change on insects are confusing, as environmental change inclines toward certain insects and represses others while affecting their dissemination, variety, overflow, improvement, development, and phenology. Moreover, it is normal that there will be a general expansion in the number of nuisance episodes including a more extensive scope of insect pests. Insect pests would probably grow their geographic conveyance (particularly toward the north) with lessening the viability of the organic control agents, *i.e.*, regular natural enemies.

To avoid these adverse effects, modifications in IPM programs are crucial. The Braconidae family comprises a large number of parasitic wasps which are used in biological control. *Meteorus* wasps are very important and active wasps. This genus comprises many species recorded in many countries worldwide attacking numerous lepidopterous larvae infesting plentiful vegetables as reported by some authors (Kotenko [3] on *Ocneria dispar* L.; Askew & Shaw [4] and Goto et al. [5] on attacking several noctuids, geometrid, and lymantriid species; Bell et al. [6,7] in larvae of *Lacanobia*

Comment [AC4]: Consult international thesaurus to improve keywords.

Comment [AC5]: Include figures showing the environmental impact of pests on crops. And how the use of chemical control alternatives significantly increase crop production costs.

oleracea (L.); El-Sheikh et al. [8] in larvae of *Mythimna loreyi* (Duponchel); Foster [9], and Veire [10] who stated that, this solitary species attacks an extensive variety of lepidopteran larvae in both field or glasshouse crops in the UK and Europe.

Our survey in Egypt revealed that there are two active species, *Meteorus rubens* (the gregarious larval internal parasitoid; its recorded abundant periods lasted from February to May) and *Meteorus gyrator* (the solitary larval internal one; its abundant periods started from May to August) [11,12]. *M.gyrator* was recorded throughout other researches which was directed mainly towards some economic pests of lepidopterous insects in Egypt, such as *Autographa* spp., *Heliothis armigera* Hb., *Sesamia cretica*, *Spodoptera littoralis* Boisd., and *S. exigua* Hb., in different fields of vegetables, clover, and maize [13,14,15,16,17].

This work aims to maximize the role of the widespread solitary internal parasitoid, *Meteorus gyrator* as a trial to face the prospective population increments in some lepidopterous insect pests accordingly to the climatic changes.

2. Materials and Methods

2.1- Population Dynamics [Population fluctuation]

Biweekly samples of lepidopteran larvae were collected all-round the year from the fields of El-Gharbia (Coordinates: 30.867°N 31.028°E) and El-Sharkia (Coordinates: 30.7°N 31.63°E) Governorates, for two successive years (2019-2020 to 2020-2021), from all the prevailing host plants vis clover, cabbage, okra, tomato, maize, jew's mallow, bean, soybean, cotton, pea, and lettuce. Collected larvae were confined individually under constant conditions (25±2°C & 65±5% RH) till pupation of the collected larvae or till the emergence of the full-grown internal *Meteorus* spp. larvae for pupation outside the cadavers [11,12].

2.2- Laboratory cultures of some alternative hosts

Cultures of some larvae, which were already recorded as hosts for the solitary parasitoid, *Meteorus gyrator* as *Heliothis armigera*, *Spodoptera littoralis*, *S.exigua*, *Agrotis ipsilon*, *Sesamia cretica*, and *Autographa ni* were reared in the laboratory under the same constant conditions to act as hosts for mass-rearing of the parasitoid *M.gyrator*.

Comment [AC6]: It is recommended that background studies be presented in the international, national and regional context; In addition, its relationship with this research is explained. Not just mention them.

Comment [AC7]: Include the type of sampling as well as the environmental conditions of the study areas.

2.3- Biological Parameters for *M.gyrator* on tested host larvae

Experiments were conducted using *M.gyrator* for parasitism on the selected host larvae for mass-rearing purposes. Under laboratory conditions, the utilization of *Spodoptera littoralis* and *S.exigua* as well as *Autographa ni* 3rd larval instar as host larvae for *M.gyrator* was because they were more suitable and easy to handle for rearing.

Comment [AC8]: The variables that were evaluated are not mentioned in the methodology.

2.4- Statistical analysis

Analysis of variance (ANOVA) test was applied through the SPSS Computer Statistical Package to discriminate between the three tested host larvae. Means were discriminated by applying Duncan's Multiple Range Test [18].

Comment [AC9]: The treatments considered, the design and the experimental unit and the repetitions are not well defined.

3. Results and Discussion

3.1- El-Gharbia Governorate

Biweekly samples of different lepidopterous larvae that attacked the prevailing host plants were collected from untreated fields. Out of 80 collected larvae 22 of them were parasitized with *M.rubens* throughout the first year, with a maximum parasitism percentage of 27% during the May-June period. The corresponding figure in the 2nd year was 75 collected larvae which comprised 18 parasitized larvae that represented 22% parasitism percentage throughout the April-May period (Fig. 1).

As for *M.gyrator*, the collected larvae were 120 and 180 larvae during the 1st and the 2nd experimental years, respectively. During the two surveyed years 0 and 2 parasitized larvae were recorded respectively, which represented only 0.0 and 2.25% parasitism percentage (Fig. 2). These results indicated the poor abundance of the 2nd species (*M.gyrator*) compared to *M.eubens*, throughout all collected lepidopterous larvae. These findings were agreed and confirmed by many authors [11,12,16,17]. On the other view, it was observed that *M.gyrator* preferred warmer temperatures than *M.rubens* for its maximum activity. The obtained results were matched with that reported [11,12,16,17,19].

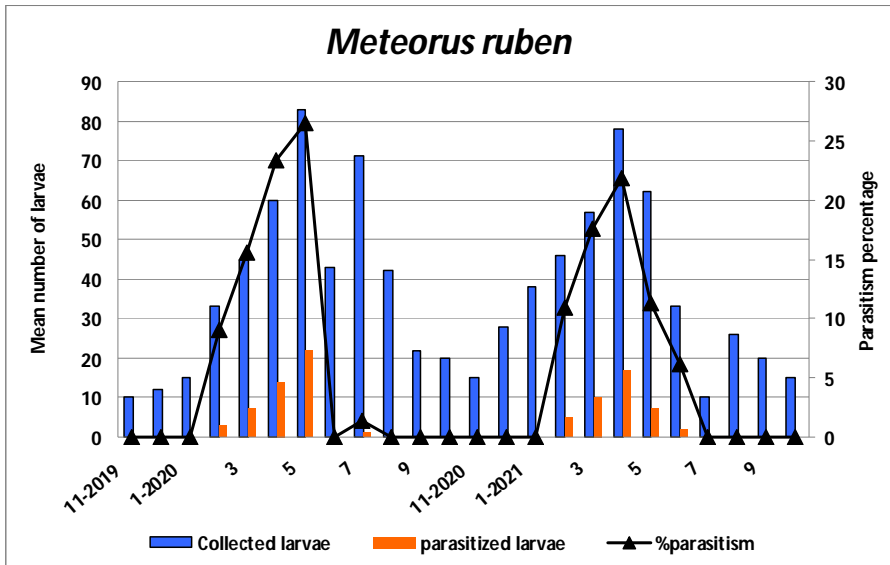


Fig. (1): Collected different lepidopterous larvae and the percentage of parasitism by *M.rubens* within the active periods of the parasitoid over the two years.

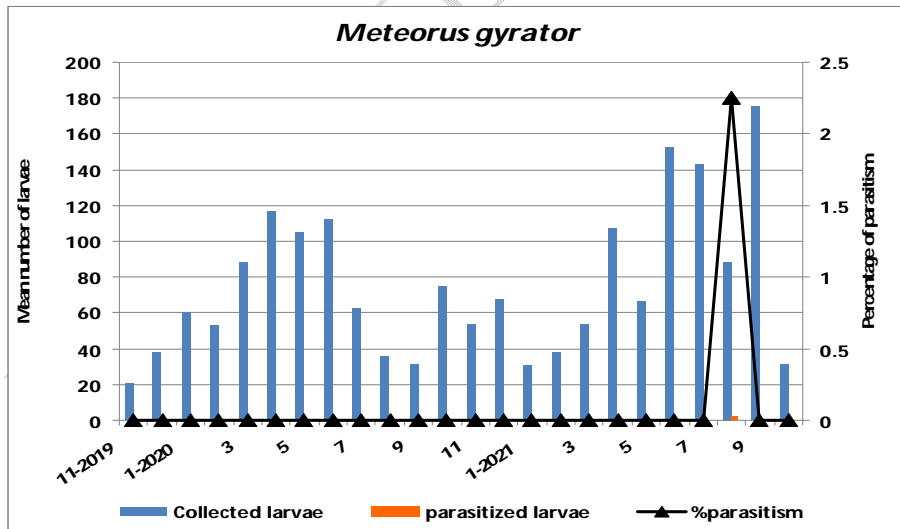


Fig. (2): Collected different lepidopterous larvae and the percentage of parasitism by *M.gyrator* within the active periods of the parasitoid over the two experimental years.

3.2- El-Sharkia Governorate

The information obtained from the survey in El-Gharbia Governorate was identical to the results recorded in El-Sharkia Governorate, *i.e.*, the abundance of *Meteorus rubens* was represented by 18.60 and 28.6% parasitism percentage through the 1st and the 2nd years of the survey, respectively, which was greater than the abundance of *M.gyrator*, that was not recorded at the 2nd year, but recorded only once in the 1st year represented with only 10% parasitism percentage at June (Figs. 3&4).

Our findings were in accordance with those reported by other authors in their investigations on some lepidopteran larvae that were collected from different vegetables & crops in diverse zones of Egyptian fields, where they stated that the solitary parasitoid was common on *S.littoralis*, *S.exigua*, and *Autographa* spp. [11,12,16,17,19].

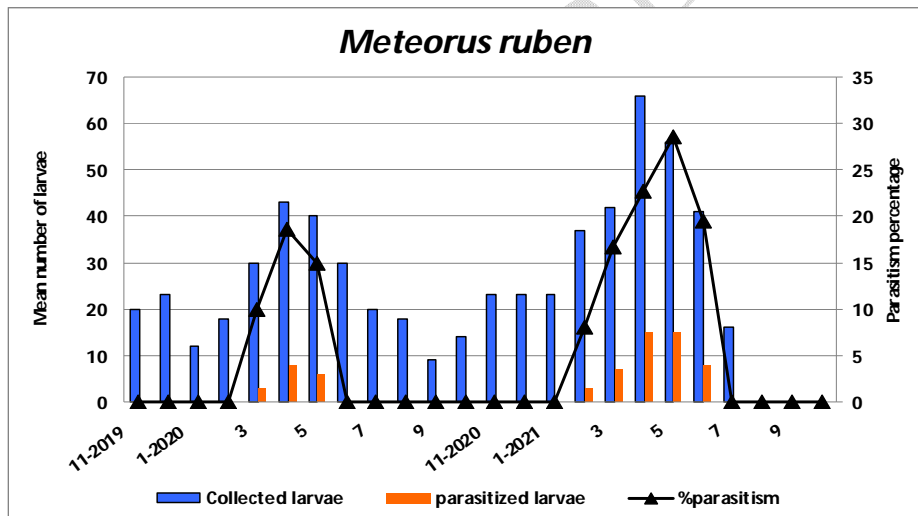


Fig. (3): Collected different lepidopterous larvae and the percentage of parasitism by *M.rubens* within the active periods of the parasitoid.

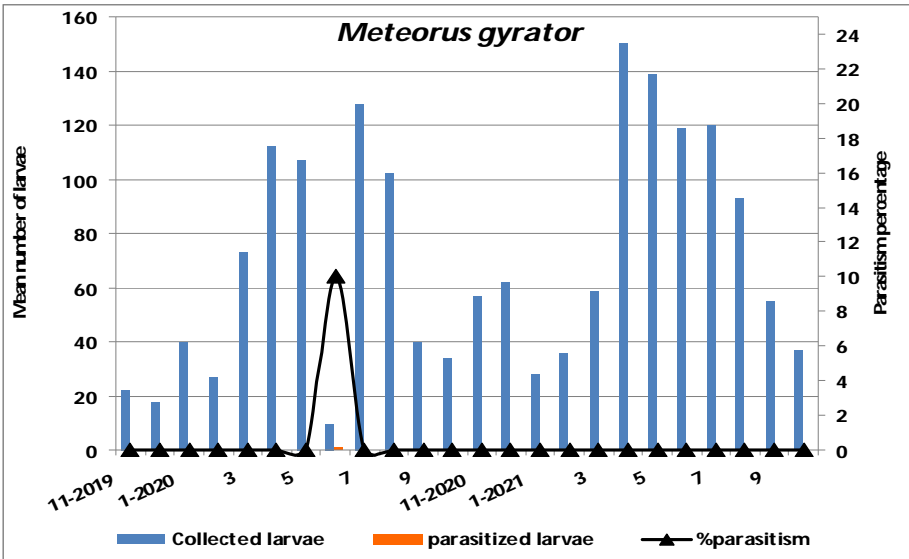


Fig. (4): Collected different lepidopterous larvae and the percentage of parasitism by *M. gyrator* within the active periods of the parasitoid along the two experimental years.

Because of the poor rate of *M. gyrator* abundance, and its wide parasitism range, mass rearing of adults was a solution for overcoming the shortage of its efficiency as an internal larval parasitoid.

Comment [AC10]:

3.3- *M. gyrator* Biological Studies

Duration of the immature stages and adult longevity of *M. gyrator*

Duration of the different stages of *M. gyrator* was estimated in association with the three hosts, *S. littoralis*, *S. exigua*, and *A. ni* under the same mentioned constant conditions. The data obtained are tabulated in Table (1).

Egg stage: The incubation periods of *M. gyrator* eggs deposited by females inside the three tested hosts were significantly varied ($F_{2,12}=4.831^*$) (Table 1).

Larval stage: The total larval periods of *M. gyrator* were averaged in respective 7.66 ± 0.85 and 8.10 ± 0.97 , and 8.74 ± 0.72 days for *S. littoralis*, *S. exigua*, and *A. ni*; being insignificantly longer in the case of the two later insects ($F_{2,12}=0.060^{NS}$).

Pupal stage: The pupal stage durated 7.50, 6.80, and 6.28 days for the three tested host larvae; being significantly different between *S.littoralis* and *A.ni*, while *S.exigua* was insignificantly different with the other hosts ($F_{2,12}=4.923^*$) (Table 1).

The same tendency in the case of the total developmental period was observed with a significant difference between *S.littoralis* (19.84 days) and *A.ni* (15.20 days); *S.exigua* was intermediate (18.25 days), being insignificantly different with the two others ($F_{3,12}= 6.782^*$)(Table 1).

Lifecycle: Although there were differences between the lifecycle period (from egg to egg) of the mated females for the three tested host larvae, it was insignificantly varied between each other ($F_{2,12}= 0.956^{NS}$)(Table 1).

Adult longevity: The average duration of the parasitoid's females resulted from larvae reared in *S.littoralis*, *S.exigua* and *A.ni* were significantly varied ($F_{2,12}=4.865^*$). It is obvious that females reared from *A.ni* host larvae lived significantly longer periods than the other tested host larvae (Table 1).

***M. gyrator* oviposition parameters:** Ovipositional activity of *M.gyrator* towards the three tested host larvae under the same constant conditions are summarized in Table (2).

The obtained results revealed that the activity and the potential capacity of the female parasitoid for parasitism on different host larvae/female were also varied significantly ($F_{2,12}=3.931^*$). The recorded number for *A.ni* was significantly varied with *S.littoralis*, but *S.exigua* was intermediate among the other tested species (Table 2). Such numbers were achieved during the respective ovipositional periods of 10.20, 12.48, and 14.36 days, respectively for the three tested larval pests, where divergence was significant between them ($F_{2,12}=17.131^{**}$). Thus, the daily numbers of the parasitized host larvae/female averaged 2.38, 2.59, and 2.73 larvae, respectively for *S.littoralis*, *S.exigua*, and *A.ni*, which varied significantly between the *A.ni* and the others ($F_{2,12}=6.806^{**}$)(Table 2).

The postoviposition period was 1.70, 1.00, and 0.70 days for the parasitoid females attacking the tested host larvae, *S.littoralis*, *S.exigua*, and *A.ni*, respectively; which was significantly varied ($F_{2,12}=4.164^*$)(Table 2).

Comment [AC11]: Discuss these results taking into account the environmental conditions of the study area.

The resultant parasitoid pupae from *S.littoralis*, *S.exigua* and *A.ni* were in respective, 31.00, 43.30, and 48.10 pupae; being significantly varied between *S.littoralis* and the two other host larvae ($F_{2,12}=10.465^{**}$). The corresponding records of the resultant F1 progeny ranged between 31.02 and 47.70 individuals; showing also the same significant difference ($F_{2,12}=6.235^{*}$)(Table 2). The percentages of the females among the resultant progeny ranged between 28.84 and 39.80 individuals, with the majority towards *A.ni* tested host; being insignificantly diverse ($F_{2,12}=13.543^{**}$)(Table 2).

The present findings concurred with the findings of Gesraha [11] on the same insects. The outcomes likewise coordinated with Bell et al. [20] on their work on the effect of the temperatures and host stages, on the resulted *M. gyrator*. The outcomes of Smethurst et al. [21] coordinated with those obtained results when they work on the comparative biological studies of *M. gyrator* on some noctuid pests, vis *Spodoptera exigua*, *Spodoptera littoralis*, *Lacanobia oleracea*, *Mamestra brassicae*, *Lacanobia oleracea*, *Mamestra brassicae*, and *Chrysodeixis chalcites*. They stated that the female parasitoid is capable to attack all tested larval stages, focusing on that female parasitoid preferred the 3rd larvae instar. They reported also that the parasitism percentage ranged between 3.10 to 94.00% according to the host species.

Comment [AC12]: Expand the discussion of the results by interrelating them with environmental conditions and showing their impact at a biological and agronomic level, since this shows the importance of the findings.

Table (1). Duration (in days) of different stages of *Meteorus gyrator* reared in the three tested host pests

Host larvae	Egg stage	Larval stage	Pupal stage	Total developmental period	Adult longevity		Female Life cycle
					Male	Female	
<i>S.littoralis</i>	3.46±0.23a	7.66±0.85a	7.50±0.22a	19.84±0.82a	11.52±0.00a	14.50±0.50b	34.34±1.83a
<i>S.exigua</i>	2.72±0.37ab	8.10±0.97a	6.80±0.37ab	18.28±0.63ab	11.44±0.39a	14.06±0.68b	32.34±2.34a
<i>A.ni</i>	2.26±0.19b	8.74±0.72a	6.28±0.20b	15.20±0.73b	12.74±0.37a	16.28±0.37a	31.48±1.16a
F-value	4.831*	0.060 ^{NS}	4.923*	6.782*	2.940 ^{NS}	4.865*	0.956 ^{NS}
P-value	0.029	0.942	0.27	0.011	0.091	0.028	0.412

Table (2) *Meteorus gyrator* different parameters on parasitized host larvae of the three tested hosts

Host larvae	Mean ± SE						
	Average oviposition periods (in days)		Avg. number of parasitized larvae/female	Average daily parasitism	Average number of formed pupae	Average number of emerged adults	(% Resulted females)
	Oviposition	Post-oviposition					
<i>S.littoralis</i>	10.20±0.58c	1.70±0.20a	33.06±4.05b	2.38±0.15b	31.00±3.88b	31.02±3.21b	28.84±1.60b
<i>S.exigua</i>	12.48±0.50b	1.00±0.00ab	39.48±3.57ab	2.59±0.11b	43.30±2.84a	44.64±4.51a	31.30±1.77b
<i>A.ni</i>	14.36±0.41a	0.74±0.37b	46.10±3.02a	2.73±0.17a	48.10±2.45a	47.70±2.61a	39.80±1.28a
F-value	17.131**	4.164*	3.931*	6.806**	10.465**	6.325*	13.543**
P-value	0.000	0.042	0.071	0.011	0.002	0.013	0.001

**= Highly Significant *= Significant NS= Not Significant df=2,12
 Means in columns followed with a similar letter (s) are not significantly distinctive ($P=5\%$)

4- Conclusion

With the purpose of maximizing the efficacy of *Meteorus gyrator* as an efficient biological control agent, it is mandatory to increase the parasitoid adults' populations in the field worldwide by mass production, and then liberating extensive numbers of adults, *i.e.*, males plus females or mated females simultaneously in the open-fields, to control the existing and/or the predicting lepidopteran pests.

Author Declaration: All authors declare that this script has not been published before somewhere else and it is unique research.

Ethics approval and consent to participate: Not applicable

Consent for publication: Not applicable

Availability of data and materials: All data and materials are available.

5- References

- 1- Shrestha S. Effects of Climate Change in Agricultural Insect Pest. Acta Scientific Agriculture, 2019; 3 (12): 74-80.
- 2- Skendžić S, Zovko M, Živković IP, Lešić V, Lemić D. The Impact of Climate Change on Agricultural Insect Pests. Insects 2021; 12, 440: 1-31. <https://doi.org/10.3390/insects12050440>
- 3- Kotenko AG. Braconid parasites (*Hymenoptera: Braconidae*) of the gypsy moth *Ocneria dispar* L. in the south of Ukraine. Entomol. Rev. 1976; 55: 151-158.
- 4- Askew RR, Shaw MR. Parasitoid communities. Their size, structure and development. In: Waage J. & Greathead D. (eds): Insect Parasitoids. 13th Symp R Entomol Soc London. London. 1986; 225-264.
- 5- Goto C, Tsutsui H, Hayakawa H. Parasites of some noctuid larvae in Hokkaido. II. Parasitic wasps. Jpn J Appl Entomol Zool. 1986; 3: 205-207.
- 6- Bell HA, Marris GC, Bell J, Edwards JP. The biology of *Meteorus gyrator* (*Hymenoptera: Braconidae*), a solitary endoparasitoid of the Tomato Moth,

Comment [AC13]: Update the works cited throughout the document.

- Lacanobia oleracea* (Lepidoptera: Noctuidae). Bull Entomol Res. 2000 a; 90(4): 299-308.
- 7- Bell HA, Smethurst F, Marris GC, Edwards JP. *Meteorus gyrator*: A potential biocontrol agent against glasshouse noctuid pests. The BCPC Conference: Pests and Diseases, 1. Proc Int Conf Held at the Brighton Hilton Metropole Hotel, Brighton, UK, 13.16 November. British Crop Protection Council, Farnham, UK. 2000 b; 291-296.
 - 8- EL-Sheikh MAK, Ibrahim SM, ELMaasarawy SAS. Food consumption and utilization in larvae of *Mythimna* (= *Leucania*) *loreyi* (Dup.) parasitized by *Meteorus gyrator* Thun. Bull Soc Entomol Egypte. 1993; 71: 173-184.
 - 9- Foster GN. Pest problems of glasshouse tomatoes in the West of Scotland. *Proc. Crop Protection in Northern Britain*, 1981; 301.306.
 - 10- Veire M Van De. 1st Observation in glasshouse sweetpeppers in Belgium and laboratory rearing of the parasitic wasp *Eulophus pennicornis* (Hym.: Eulophidae). *Entomophaga*, 1993; **38**: 61.62.
 - 11- Gesraha MA. Ecological and biological studies on the hymenopterous parasitoids *Meteorus* spp. (*Braconidae*: *Hymenoptera*). Ph.D. Thesis, Faculty of Agriculture Cairo University. 1993; 336 p.
 - 12- Gesraha MA, Ebeid AR. *Meteorus gyrator* (Thunberg) (*Hymenoptera*: *Braconidae*) In Egypt: Geographical Distribution and Mass-production. *AJOB*, 2020; 10(2): 34-42.
 - 13- Willcocks RC, Baggat S. The insects and related pests of Egypt. The Royal Agric Soc Cairo. 1973; 1(2): 447-708.
 - 14- Hassanein FA, El-Heneidy AH, Abbas MST, Hamed AR. Survey of the parasitoids of main lepidopterous pests in vegetable crops field in Egypt. Bull Soc ent Egypt. 1985; 65: 259-265.
 - 15- El-Heneidy AH, Fawzla A Hassanein. Survey of the parasitoids of the Greasy Cutworm, *Agrotis ipsilon* Rott. (*Lepidoptera*, *Noctuidae*) in Egypt. *Anz. Schadlings kde., Pflanzenschutz, Umweltschutz*. 1987; 60: 155-157.

- 16- El-Heneidy AH, Hassanein FA. *Meteorus gyrator* Thunberg and *M. rubens* Nees. (Hymenoptera: Braconidae), new recorded parasitoids, on certain Lepidopterous pests in Egypt. Egypt J Agric Res, 1992; 70(3): 797–802
- 17- El-Husseini MM, El-Heneidy AH, Awadallah KT. Natural enemies associated with some economic pests in Egyptian agro-ecosystems. Egypt J Biolo Pest Control. 2018; 28(78): 1-7.
- 18- Duncan DB. Multiple ranges and multiple F-test. Biometrics, 1955; 11: 1–42.
- 19- Zaki FN, Awadallah KT, Gesraha MA. Parasitism by *Meteorus rubens* on *Agrotis ipsilon* as affected by supplementary food and kairomone, Field studies. Anz Schadlings Kde, Pflanzenschutz, Umweltschutz. 1997; 70: 117-119.
- 20- Bell HA, Marris GC, Smethurst F, Edwards JP. The effect of host stage and temperature on selected developmental parameters of the solitary endoparasitoid *Meteorus gyrator* (Thun.) (Hym.: Braconidae). J. Appl. Entomol. 2003; 127: 332-339.
- 21- Smethurst F, Bell HA, Matthews HJ, Edwards JP. The comparative biology of the solitary endoparasitoid *Meteorus gyrator* (Hymenoptera: Braconidae) on five noctuid pest species. Eur. J. Entomol. 2004; 101: 75-81.