

Review Article

PRODUCTION, PROPERTIES, AND APPLICATIONS OF XYLOOLIGOSACCHARIDES (XOS) - A REVIEW.

ABSTRACT

Xylooligosaccharides derived from Xylan, a significant component of hemicellulose ~~present~~ in lignocellulosic plant biomass, are essential raw materials used in the food, pharmaceutical and agricultural industries. They find application in these industries due to their unique physicochemical properties such as pH stability, growth regulatory ability and anti-allergic property. In addition, they have been shown to exhibit promising antimicrobial, anti-cancer, antioxidant and anti-inflammatory activities. Xylooligosaccharides ~~are used in the conversion of~~ ~~convert~~ waste into valuable foods, pharmaceuticals, and agricultural products, ~~thereby~~ promoting health, ~~the~~ economy and the environment ~~at large~~.

Keywords: Xylooligosaccharides; Xylan; Lignocellulosic Materials; Thermochemical; Enzymatic Hydrolysis; Prebiotics

Formatted: Left, Indent: First line: 0.5"

Formatted: Indent: First line: 0.5"

Formatted: Font: 12 pt

Formatted: Left

INTRODUCTION

~~The availability of carbon~~Carbon availability in lignocellulosic resources (trees, grasses, agricultural residues) promotes its applicability in energy and materials sectors, mainly as fuel and building materials (Corbett, 2019). The average lignocellulosic plant biomass contains 40 – 50 % cellulose, 15 – 25 % Lignin and 23 – 30 % hemicellulose. Hemicelluloses are large groups of homogenous and heterogeneous polymers of pentose, namely xylose and arabinose; hexose (mannose, glucose, and galactose), and sugar acid (containing two to six of these sugars), which connects the cellulose and lignin (in plants structures), tightly interconnected within the cell wall (Katiana, 2012). Their composition and percentage in plant species are dependent on age, stage of growth depend on age, growth stage and conditions under which the plant develops (Christiane, 2005). Hemicellulose is classed based on the primary sugar residues in the backbone units, notably xylopyranose, glucopyranose, mannopyranose, and galactopyranose. These backbones are linked to different side chains and can be hydrolyzed to monosaccharides. The number of side chains and side chain residues composition varies depending on the kind of biomass, cell wall types and life stages of the plant (Wyman et al., 2013). ~~In recent years, their chemical, pharmaceutical and biotechnological values have been studied by many researchers~~Many researchers have recently studied their chemical, pharmaceutical and biotechnological values (Eero, 2015).

Xylan is a heteropolysaccharide that is the primary component of hemicellulose. They are non-starch polysaccharides that share a β -(1-4)-linked xylopyranose mainly substituted with L-arabinose furanose or its feruloylated derivatives at 0-2 or 0-3 positions. Xylan comprises 15 - 30 % hardwoods and roughly 7 – 12 % softwood species. Despite its abundance, the suitability of ~~xylan~~Xylan as a speciality biopolymer is limited in comparison with cellulose due to a higher degree of substitution and lower degree of polymerization, causing it to be soluble upon dispersion in water (Wyman et al., 2013, Eero, 2012, Katiana, 2012; Baker et al., 2021).

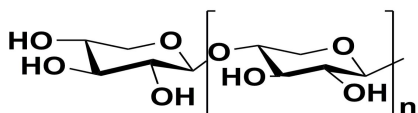
Xylan is the principal source of various commercially ~~useful~~valuable products such as xylose, xylitol, and xylooligosaccharides. These products can be ~~utilized in industrial operations for the manufacturing of~~sed in industrial operations to manufacture ~~useful~~valuable products such as sweeteners. In ~~the course of~~this study, we will discuss the methods of extracting, ~~and~~ purifying and the recent applications of xylooligosaccharides in numerous fields.

Formatted: Indent: First line: 0.5"

XYLOOLIGOSACCHARIDES (XOS)

Xylooligosaccharides (XOS) are a family of non-digestible dietary components made up of D-xylose units linked by β -1,4 – glycosidic bonds formed by the hydrolysis of ~~xylan~~Xylan. They are polymers of the sugar-xylose consisting of xylobiose, xylotriose and xylotetrose (Manisseri and Gudiati, 2010, Moure et al., 2006, Gupta et al., 2012). XOS occurs naturally in bamboo shoots, fruits, vegetables, milk, and honey (Finegold et al., 2014) and can be produced at a large scale from xylan-rich materials such as forestall, agricultural or industrial waste of lignocellulosic nature. Xylooligosaccharides are favourable over other non-digestible oligosaccharides, such as fructo-oligosaccharides, in terms of medical and technological-related properties. According to Gupta et al., 2016, XOS has been reported to have been extracted from several plants such as rice bran, wheat, *Eucalyptus pellita*, and finger millet (Jang et al., 2021; Ayyappan and Usha, 2013). XOS is stable over a broad range of pH and temperatures. They exhibit a range of health benefits and beneficial changes to immune makers. ~~The growing commercial relevance of these non-digestible oligosaccharides is however dependent~~However, the growing commercial relevance of these non-digestible oligosaccharides depends on their beneficial health qualities, notably the prebiotic activity (Manisseri and Gudipati, 2010, Ayyappan and Usha, 2013; Gupta et al., 2016).

The structures of xylooligosaccharides vary in degree of polymerization, monomeric units, and types of linkages based on the xylan sources utilized for production. These xylan sources include corn cobs, wheat straws, tobacco stalks, sugarcane bagasse, rice hulls, malt cakes, bran, and cotton stalks (Chen et al., 2021).



Where **n** is a variable number of xylose units

Fig. 1: Basic Structures of xylooligosaccharides.

PROPERTIES OF XYLOOLIGOSACCHARIDES

The properties of XOS can be grouped into ~~two: The~~ physicochemical and biological properties.

Physicochemical properties: Xylooligosaccharides are water soluble and highly hygroscopic. They are particularly stable in acidic media (pH 2.5 – 8.0). They are non-toxic, less sweet and can be used as reinforcing agents in drinks. XOS contains low caloric values and appropriate organoleptic characteristics (i.e. mouth feel, taste, texture, and colour) suited for incorporation into food. They are resistant to heat (above 100^oC) and can be employed as stabilizing agents (**Gupta *et al.*, 2016**). With the presence of β -bonds and their acid stability properties, XOS is protected from degradation ~~while going~~ through the stomach (**Rashid and Sohail, 2021**).

Biological properties: Xylooligosaccharides are non-digestible. They exhibit bacteriostatic actions and favour the selective proliferation of Bifidobacterium. XOS also demonstrates potential as an enzyme inhibitor and anti-cancerous agent (**Manisseri and Gudipati, 2010, Gupta *et al.*, 2012**).

PRODUCTION OF XYLOOLIGOSACCHARIDES

Xylan-rich lignocellulosic materials can be effectively used to produce xylooligomers through fractionation processes. These fractionation processes involve :

- Selection and pretreatment of Lignocellulosic materials.
- Isolation or ~~e~~Extraction of precursors (xylan).
- Breaking down of precursors into XOS using chemicals or enzymes.
- Purification to obtain high-quality XOS.

Selection and Pretreatment of Lignocellulosic Materials: The extraction of ~~xylan-Xylan~~ from lignocellulosic materials is often ~~difficult-harrowing~~ because of the influence of the side chain substitution pattern, physical entanglement, and covalent bonding between the carboxyl group of uronic acid and the hydroxyl group of the xylan backbone (Katiana, 2012). -The purpose of pretreatment is to disrupt the plant cell wall structure to make hemicelluloses more accessible and enhance the ~~productive-effective~~ yield of ~~xylan-Xylan~~ by weakening the cellulose-lignin network. The pretreatment process can be selected based on the type of lignocellulosic biomass and process cost. However, it must involve the following:

Formatted: Indent: First line: 0.19"

- Physical treatment ~~which~~ involves increasing the surface area of the biomass (i.e. particle size reduction by grinding or milling). This leads to ~~changes-in-structur~~structural changes and chemical bonding distortion due to imposed stress.
- Chemical treatment using acid, alkali, peroxide or enzymes.
- Delignification using oxidative agents. This involves the liberation of lignin in the biomass (Katiana, 2012).

Extraction of Xylan: Xylan extraction from the cell wall is based on solubility. The procedures include water extraction and alkali extraction. The ratio of sugar units in ~~xylan-Xylan~~ depends highly on the extraction procedures. The acetyl groups are ~~normally-typically~~ left on the ~~xylan-Xylan~~ unsubstituted to allow them to maintain their water solubility. Water extraction facilitates the isolation of high molar mass xylan with minimal arabinose substitution. This helps ~~to retain the xylan structure although the resulting~~retain the xylan structure, although the yield will be ~~quite~~ low. (Izumi *et al.*, 2005, Katiana, 2012, Tathiana, 2015). Sodium hydroxide, potassium hydroxide and barium hydroxide are ~~common-typical examples of~~ alkalis utilized in alkali extraction at high temperatures (90 °C). The alkali extraction is disadvantageous because it leads to deacetylation, whereby the original structures are not retained, resulting in shrinkage. Thus, water-based extraction is helpful for the preservation of the xylan structure.

Formatted: Indent: First line: 0.25"

Production of Xylooligosaccharides from Xylan: The production of xylooligosaccharides from ~~xylan-Xylan~~ comprises two processes: ~~t~~Thermochemical production and ~~e~~Enzymatic ~~h~~Hydrolysis. It was observed that enzymatic procedures are preferred in the food or pharmaceutical sectors ~~in order~~ to avoid ~~the formation of~~forming degradation-degraded products.

~~At the same time, while~~ chemical methods are recommended to produce XOS mixtures with a wide degree of polymerization range (Mhetras *et al.*, 2019). In the chemical production of XOS, dilute mineral acids like H₂SO₄ and strong alkalis like KOH and NaOH are employed. The degree of polymerization of the XOS produced using the acids and alkali depends on the concentration of the reagents, temperature, and reaction time (Rashid and Sohail, 2021; Mhetras *et al.*, 2019).

Thermochemical pProduction of XOS: ~~Thermochemical production of XOS is commonly done using steam and dilute mineral acids or dilute~~XOS commonly uses steam and dilutes ~~mineral acids or~~ alkaline solutions. The single-step production of XOS by reaction with ~~steam moisture~~ or water by hydronium-catalyzed degradation of ~~xylan~~Xylan is known as autohydrolysis, hydro thermolysis, or water hydrolysis. Autohydrolysis occurs at slightly acidic conditions (pH < 4) generated by the acetic acid released by partial cleavage of acetyl groups on the ~~xylan~~Xylan. In the initial stage of autohydrolysis, hydronium ions are formed through the auto-ionization of water under high temperature and pressure (Izumi *et al.*, 2005). As the reaction proceeds, cleavages of acetyl groups from the xylan backbone form acetic acid and contribute more hydronium ions. ~~The addition of~~Adding more acids beyond those released naturally from the biomass may enhance xylan breakdown into XOS. Also, Nabarlatz *et al.* 2004 reported having produced XOS in good yield by autohydrolysis of corncob biomass at 150 °C (Rashid and Sohail, 2021). Another team of researchers also synthesized XOS via hydrothermal processing of wood chips of *Eucalyptus nitens*. The synthesis was done by heating a mixture of *Eucalyptus nitens* wood chips and distilled water in a reactor at a liquid-to-solid ratio (LSR) of 8 kg/kg [oven-dry wood basis], up to a temperature of 195-⁰C. Autohydrolysis products were obtained after cooling and centrifugation. Mixtures of substituted XOS obtained were refined through a two-step ~~process of~~membrane filtration and ion exchange (Míguez *et al.*, 2021).

Autohydrolysis has the advantage of removing harsh chemicals from ~~the~~ extraction and hydrolysis of ~~xylan~~Xylan but requires equipment that operates at high temperatures and pressures. The molecular weight distribution of XOS generated by autohydrolysis after purification comprises a considerable percentage of a high degree of polymerization compounds (MW 1000 – 3000 g/mol) and a small fraction of low degree of polymerization compounds (MW < 300 g/mol) (Izumi *et al.*, 2005, Katiana, 2012).

Production of XOS by ~~e~~Enzymatic ~~h~~Hydrolysis: This technique is known as Green technology. This includes the enzymatic conversion of ~~xylan~~-Xylan into xylooligosaccharide by the actions of endo-xylanase. The debranching enzymes such as α - L - arabinofuranosidase, α - glucuronidase, and several esterases first cleave the xylan side group (Wang *et al.*, 2009). The endo - β - 1, 4 - ~~xylanase~~-Xylanase then degrades ~~xylan~~-Xylan by attacking the β - 1, 4 - bonds between xylose units to produce XOS. β - xylosidase converts lower DP XOS into monomeric xylose. To optimize the production of XOS and reduce xylose production, enzyme mixtures with low endo-xylanase and β - xylosidase are employed (Katiana, 2012, Moure *et al.*, 2006).

In another study, a cost-effective approach to enhancing growth probiotics using XOS syrup produced using agricultural lignocellulosic waste, wheat bran, as substrate was also shown by Geetha and Gunasekaran, 2017. They discovered that among tested probiotic strains, *Lactobacillus Brevis* displayed maximum growth in the presence of 0.5% XOS syrup with a specific growth rate of 1.2/h. Similarly, XOS syrup has also been proven to have been produced from almond-shell hemicellulose consisting primarily of xylobiose and xylotriose. On in vitro fermentation of the concentrated XOS utilizing different strains of *Lactobacillus* and *Bifidobacterium*, *L. acidophilus*, *B. adolescentis*, and *B. breve* were shown to have fermented XOS to a varying extent, as indicated by their difference in growth, to produce acetate as a predominant short-chain fatty acid (Singh *et al.*, 2020). Meanwhile, XOS was ~~also reported to have been~~ made from water-soluble ~~xylan~~-Xylan, which was synthesized from a finger millet seed coat. ~~Water-soluble xylan when treated with xylanase of *Thermomyceslanuginosus*, then treated with Xylanase of *Thermomyceslanuginosus*, water-soluble Xylanase~~ generated 75% xylooligosaccharides. The XOS was stated to have ~~very strongpowerful~~ antioxidant and prebiotic efficacy, ~~and also significant antibacterial activity when~~ and significant antibacterial activity compared with commercially available XOS (Palaniappan *et al.*, 2017). Also, white-rot fungus *basidiomycetes* *Pleurotus* sp. BCCB068 and *Pleurotustailandia* were used to degrade oat-spelt ~~xylan~~-Xylan to XOS. It was discovered that endo-1,4- β -xylanase and β -xylosidase were active (De Menezes *et al.*, 2010).

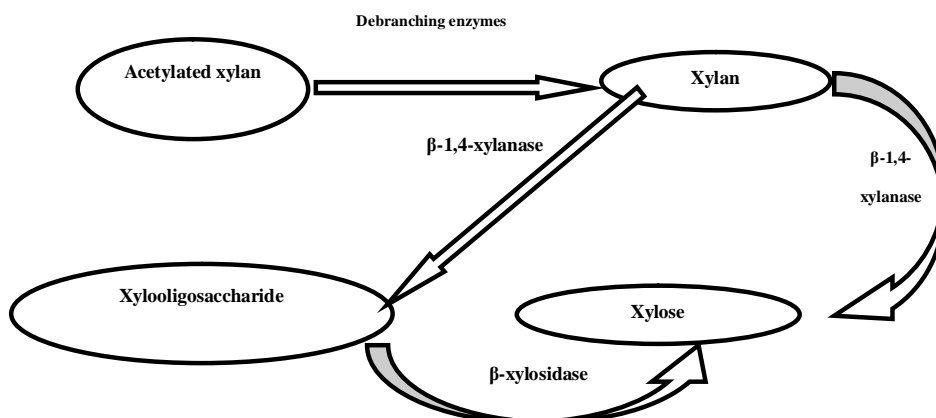


Fig 2: Enzymatic hydrolysis of ~~xylan~~ Xylan to XOS and xylose

Formatted: Font: Not Bold

Formatted: Centered

Enzymatic hydrolysis, as opposed to thermochemical or autohydrolysis, eliminates the production of unwanted by-products or a large number of monosaccharides with no control over the degree of polymerization. It also does not need robust equipment ~~capable of~~ operating at high temperatures and pressures, ~~and it is. It is also~~ resistant to alkalis and acids (Rashid and Sohail, 2021; Mhetras *et al.*, 2019; Jang *et al.*, 2021; Wang *et al.*, 2009). Enzymatic hydrolysis, on the other hand, takes longer reaction durations and is more costly than autohydrolysis. Furthermore, ~~xylanase~~ Xylanase with different substrate specificities produces different hydrolysis end-products, making it more difficult to control the production of XOS with the desired degree of polymerization range. Autohydrolysis is suitable for ~~producing~~ ~~creating~~ XOS with degrees of polymerization ranging from 2 to 15 (Moire *et al.*, 2006; Jang *et al.*, 2021).

Formatted: Indent: First line: 0.5"

XYLOOLIGOSACCHARIDE SEPARATION AND PURIFICATION

Formatted: Justified

XOS derived from thermochemical or enzymatic treatment usually contains a wide degree of polymerization (DP) range of oligomers, and purification of the XOS to obtain XOS with a desirable range of DP has proven to be a significant challenge, especially for XOS derived from the hydrothermal process (Vázquez *et al.*, 2000). To produce xylooligosaccharides

Formatted: Indent: First line: 0.5"

fractions ~~that can be~~ used in ~~both~~ the food and pharmaceutical industries, the XOS must be refined by eliminating monosaccharide or non-saccharide compounds to ~~produce~~ create the highest possible xylooligomer content (Moire *et al.*, 2006, Katiana, 2012). ~~Purification and separation of~~ xylooligomer XOS from autohydrolysis liquor is ~~difficult~~ complex and may ~~need many stages of reaction and fractionation~~ require many reactions and fractionation stages. Depending on the level of purity sought, a series of physiochemical treatments may be ~~required~~ necessary. Organic acids, including ethanoic, methanoic, and propanoic ~~acids~~, have been reported to be employed in the extraction of XOS from ~~xylan~~ Xylan, whereas propane-2-one and alkanols have been recommended for XOS recovery (Vázquez *et al.*, 2000). To overcome the difficulties associated with chemical and enzymatic hydrolyses, Jang *et al.*, (2021) used hydrothermal treatment (liquid hot-water treatment) to extract XOS from *Eucalyptus pellita* ~~and~~. They reported that the xylan extraction ratio based on the initial xylan content of the feedstock was maximized up to 77.6% at 170 °C for 50 min condition, accounting for XOS purity of 76.5% based on the total sugar content of the liquid hydrolysate. The sum of xylobiose, xylotriose, and xylo-tetraose with a low degree of polymerization (DP) of 2 to 4 was found to be 80.6% of the total XOS in this condition. In addition, Miguez *et al.*, (2021) ~~were able to get~~ isolated 84% substituted XOS in their study.

Solvent eExtraction: XOS is commonly recovered by ~~s~~ Solvent ~~E~~ Extraction. ~~To ease purification, it is sometimes used to pre-extract interfering components prior to thermochemical or enzymatic treatment~~ To ease purification, it is sometimes used to pre-extract interfering components before thermochemical or enzymatic treatment. Non-saccharide compounds can be removed by solvent extraction, producing both a refined aqueous phase and extractive-derived compounds. The solvent used for extraction determines the degree of purification and the yields recovered. The most common solvents used to refine crude XOS solution are ethanol, acetone and 2-propanol, with ethanol producing the maximum purity at the expense of lower recovery yields (Katiana, 2012). Due to their comparable water solubility and molecular weights, XOS and soluble lignin ~~are normally~~ usually are difficult to separate in pre-hydrolyzate. In their research, Huang *et al.* (2019) ~~were able to isolate~~ isolated soluble lignin and XOS from pre-hydrolyzate derived from the pre-hydrolysis process in the dissolving pulps industry. In addition

Formatted: Indent: First line: 0.5"

to producing high-quality XOS, the group observed that there is stimulation of the production of short-chain fatty acids by *Lactobacillus acidophilus* as well as antioxidant activity of XOS and XOS promoting the growth of intestinal *Bifidobacterium adolescentis*.

Adsorption by Surface Active Materials: Adsorption by surface active materials has been used in combination with other treatment steps to separate XOS from monosaccharides and other undesired compounds. The most widely used adsorbents for the purification of XOS include acid clay, diatomaceous earth, activated charcoal, bentonite, aluminum hydroxide, titanium, silica, and porous synthetic materials. Activated charcoal followed by elution with ethanol in fractionating XOS requires the retainment of XOS by activated charcoal in the first stage. The XOS is then released according to the degree of polymerization by changing the ethanol concentration during elution. This method is feasible for the removal of removing extractives, lignin-derived compounds, and carbohydrate degradation products (Katiana, 2012; Vazquez *et al.*, 2000).

Chromatographic Separation Technique: Unlike solvent extraction and adsorption by surface active material, which does not ensure adequate XOS purity, the chromatographic separation techniques yield the purest XOS fraction. Size-exclusion chromatography (SEC), ion-exchange chromatography, charcoal chromatography, and gel permeation chromatography are all examples of the chromatographic technique. Because of its higher loading capacity than other separation techniques, charcoal chromatography is often preferred for sugar purification. However, utilizing this approach to separate XOS with a high degree of polymerization is very challenging, because XOS with uronic acid substituents combines with simpler XOS on the chromatograph. As a result, a gel permeation chromatograph containing cross-linked polyacrylamide and dextran beads is used (Katiana, 2012, Vazquez *et al.*, 2000). Reddy and Krishnan (2016) isolated xylobiose produced by crude enzymes from *B. subtilis* using high-performance liquid chromatography (HPLC) (Rashid and Sohail, 2021).

Membrane Filtration Technique: This technology is made up of nanofiltration and ultrafiltration. While nanofiltration concentrates XOS by removing low molecular weight substances like phenolic compounds and monosaccharides, ultrafiltration separates XOS from high molecular weight compounds with varying degrees of polymerization (DP) (Ko *et al.*, 2013; Nabarlatz *et al.*, 2007). Yuan *et al.*, (2004) and Geetha and Gunasekaran, (2017)

Formatted: Indent: First line: 0.5"

employed nanofiltration and ultrafiltration techniques to recover 44.4% and 74.4% of XOS produced by *Bacillus* sp., respectively (Rashid and Sohail, 2021).

Membranes have many benefits over the other purification methods mentioned above, including low energy requirements, effective control of ~~key-critical~~ operating parameters, and relatively simple scaling up (Cano and Palet 2007). However, some oligosaccharide structural features, such as the type of monosaccharide, links and substitutions of the oligomer structure, and oligosaccharide solubility, could ~~have an influence on~~influence the membrane filtering process (Pinelo *et al.*, 2009).

APPLICATIONS OF XYLOOLIGOSACCHARIDES

Food Industry: XOS has shown several practical uses ~~in a variety of ways~~, including medicines, feed formulations, and culinary and agricultural applications. Their most major market development, however, relates to food-related applications. For food-related applications, XOS with a polymerization degree of 2 - 4 is preferred (Tathiana *et al.*, 2015). As a result, the production of XOS from an efficient and cost-effective xylanase-based bioprocess or autohydrolysis process is needed. Beyond adequate nutrition, food is considered ~~to be functional if it influences one or more target functions in the body in a manner~~functional if it influences one or more target bodily functions that enhance ~~that enhances~~ health and well-being or decreases the risk of illness. XOS ~~are is considered-regarded as~~ non-digestible food ingredients and potential functional food ingredients. They are frequently ~~utilized in the food industry as prebiotics and food additives (Roberfroid, 2002,~~ used in the food industry as prebiotics and additives (Roberfroid, 2002; Gupta *et al.*, 2016).

Prebiotics: Prebiotics are ~~important-essential~~ for improving human gastrointestinal health and have been linked to decreased symptoms of irritable bowel syndrome, better digestion and gut function, immunological regulation, potential protection against colon cancer, and possibly management of obesity (Finegold *et al.*, 2014). Prebiotics are fermented nutrients that permit specific changes in composition and activity in the gastrointestinal microbiota, conferring benefits on host well-being and health (Gupta *et al.*, 2016). Baker *et al.*, (2021) reported that using XOS had physiological impacts on intestinal health and growth performance in

Formatted: Left

Formatted: Indent: First line: 0.5"

monogastric animals. To be considered a prebiotic, an oligosaccharide must not be hydrolyzed or absorbed in the upper part of the gastrointestinal tract ~~and. It~~ must be selectively assimilated by one or a limited number of helpful microorganisms in the colon, boosting either luminal or systemic effects (**Tathiana et al., 2015**). XOS ~~are-is~~ neither digested nor absorbed (and hence could function as prebiotics); alternatively, they reach the colon immediately and are preferably utilized by ~~bifidobacterium~~ **Bifidobacterium** to multiply beneficial bacteria for the human body, thus maintaining a favourable intestinal environment. In addition, XOS inhibits the growth and proliferation of other harmful bacteria in the intestines. XOS has a 20-fold greater effect on ~~bifidobacterium~~ **Bifidobacterium** than other polymer sugars such as fructooligosaccharide (FOS) (**Manisseri and Gudiati, 2010**). XOS has a good ~~effect-impact~~ on bowel function as well. Because they are not easily digested by digestive enzymes, an overdose would result in diarrhoea due to significant moisture retention. This form of gastrointestinal pain is commonly associated with a high ~~fiber-fibre~~ intake and is not harmful to individuals (**Wang et al., 2009**).

Formatted: Font: Bold

Furthermore, **Yang et al., 2015** in their work investigated the effect of the prebiotic xylooligosaccharide on the gut microbiota in both healthy and prediabetic (Pre-DM) subjects, as well as impaired glucose tolerance ~~and. They~~ revealed that prebiotic XOS may be beneficial in reversing changes in the gut microbiota during the development of diabetes. XOS supplementation may ~~be useful in the management of~~ help manage obesity since it did not increase *Lactobacillus* (a member of the Firmicutes) ~~since o.~~ Obesity-associated gut microbiota has been reported to have increased numbers of *Lactobacillus* and an increased Firmicutes/Bacteroidetes ratio (**Finegold et al., 2014**).

In another work, **Lin et al., (2016)** studied the prebiotic effects of XOS on the improvement of microbiota balance in human subjects ~~and. They~~ reported that the intestinal microbiota balance was improved after daily consumption of 150 g of rice porridge containing XOS for 6 weeks, demonstrating the prebiotic potential of XOS incorporated into foods.

Food additives: ~~In addition to~~ **Besides** their health benefits, XOS have intriguing physicochemical properties; they are moderately sweet and have a pleasant odour. They are stable over a wide temperature (up to 1000 °C) and pH range (2.5 – 8.0). They are non-carcinogenic and have low-calorie content (**Tathiana et al., 2015**). These qualities make them

Formatted: Indent: First line: 0.5"

excellent for incorporation into a wide range of food products, including soymilk, soft drinks, dairy products, sweets and confectionaries.

XOS ~~are-is a~~ potential food ingredients for high-end foods. They are low in calories and could be employed in anti-obesity diets (Izumi *et al.*, 2009). XOS outperforms other oligosaccharides and insulin in carbonated beverages, low-pH juices, and acidic foods. XOS can equally be utilized in ~~the production of producing~~ low-calorie sweeteners such as xylitol and anti-oxidant compounds. They may also be employed as flavour enhancers in beverage formulation. The addition of XOS to non-alcoholic carbonated beverages with ~~strong-intense~~ sweetness has been demonstrated to have a positive impact (Katiana, 2012, Gupta *et al.*, 2012). The rate of XOS incorporation has a ~~large-significant impact-effect~~ on moisture content, pH, and acidity. ~~The addition of Adding~~ XOS up to 3.5 % does not affect the taste and overall acceptability, but the aftertaste does (Gupta *et al.*, 2012).

OTHER APPLICATIONS OF XYLOOLIGOSACCHARIDES

XOS has found ~~its~~ use in pharmaceuticals such as antiviral and anticancer medications. In an *in vitro* study, it was discovered that a fraction of xylose, XOS, and water-soluble lignin has cytotoxic effects and reduces the viability of acute lymphoblastic leukaemia cell lines (Gupta *et al.*, 2016). They have also ~~been shown to exhibit~~exhibited immunomodulatory, anti-cancer, anti-microbial, growth regulator activities, and other biological activities such as anti-oxidant, anti-allergic, anti-inflammatory, ~~and~~ antihyperlipidemic ~~activities~~, among other things. XOS has ~~equally been proven in research to reduce pancreatic insulin release, hence been proven in research to reduce pancreatic insulin release,~~ increasing intestinal mineral absorption. XOS consumption ~~is extremely effective in reducing~~effectively reduces severe constipation in pregnant women with no ~~negative-adverse~~ side effects (Katiana, 2012). In addition, XOS has been shown to modify the intestinal mucosal barrier and the cecal microbiota in laying hens fed with oxidized fish oil. They were reported to have reversed the effects of oxidized fish oil on hen production performance, ileal mucosal secretory immunoglobulin A content, increased serum endotoxin concentration, and claudin-1 and claudin-5 mRNA expression in the ileal mucosa. The XOS ~~not only corrected these changes but also~~corrected these changes and enhanced the villus

Formatted: Left, Indent: First line: 0.5"

Formatted: Indent: First line: 0.5"

height-to-crypt depth ratio at 400 mg/kg. Supplemental XOS also altered the cecal microbiota of layers fed the oxidized fish oil diet, resulting in an increase in microbial richness and changes in microbial composition, including increases in *Firmicutes*, *Ruminococcaceae*, *Verrucomicrobia* (*Akkermansia*), *Paraprevotella*, *Prevotella*, and *Oscillospira*, as well as a decrease in *Erysipelatoclostridium* spp (Zhou *et al.*, 2021).

Furthermore, XOS was reported to have shown immunomodulatory effects. In a concentration-dependent way, XOS in the *in-vitro* model inhibited TNF- α , IL-1 β , IL-6, and Nitric oxide production and induced IL-10 production in lipopolysaccharide (LPS)-stimulated RAW264.7 cells without imposing cytotoxicity. It was also discovered that prostaglandin E2 was not altered throughout the treatment (Chen *et al.*, 2012). Meanwhile, ~~Hsu *et al.*, 2004 in their study evaluated the effects of XOS on the alteration of cecal microbiota, cecal pH, cecal weight, and serum lipid levels, and also~~ in their study, Hsu *et al.*, 2004 evaluated the effects of XOS on the alteration of cecal microbiota, cecal pH, cecal weight, and serum lipid levels, and their inhibitory effect on pre-cancerous colon lesions in male Sprague-Dawley rats. The rats were fed with 1,2-dimethylhydrazine (DMH) [15 mg/(kg body wt/wk) for 2 weeks and also treated with DMH +60 g XOS/kg diet, it was observed that XOS dramatically lowered the cecal pH and serum triglyceride concentration, and increased the total cecal weight and bifidobacterial population. Moreover, XOS dramatically decreased the ~~number of~~ aberrant crypt foci in the colon of DMH-treated rats.

Formatted: Font: Italic

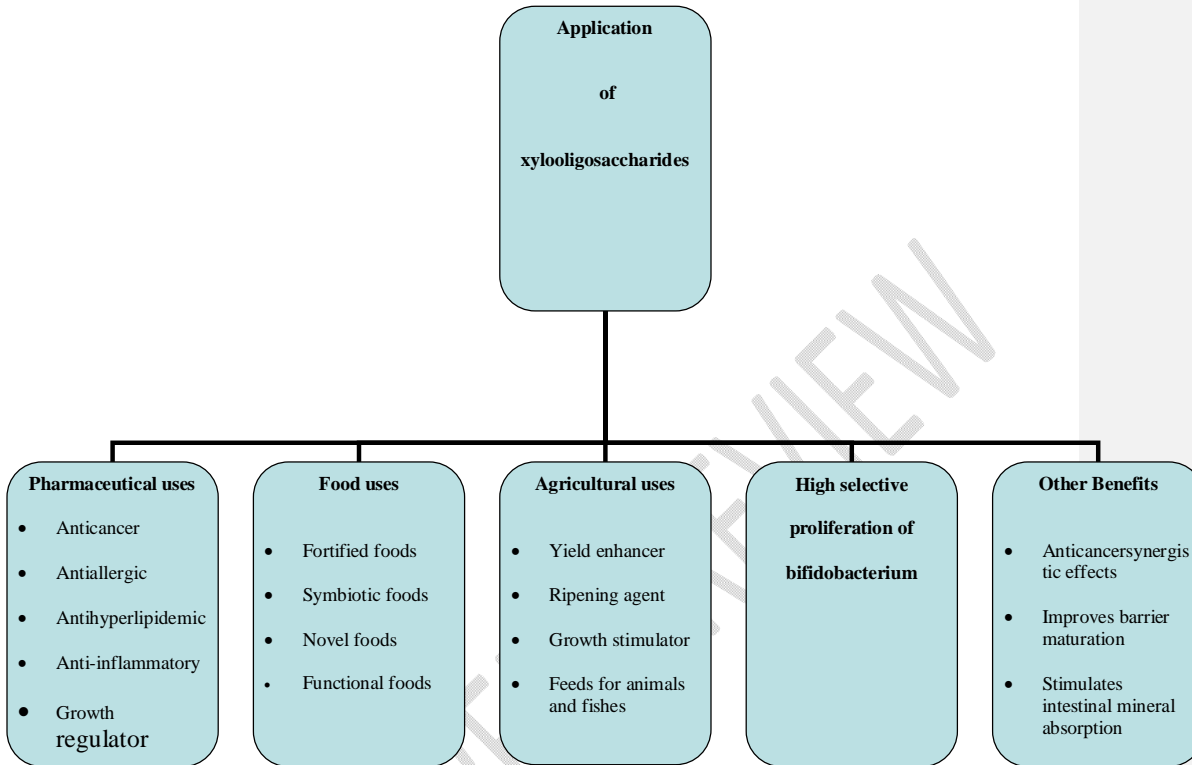


Fig 3: Application of xylooligosaccharides

CONCLUSION

Xylooligosaccharide-derived lignocellulosic plant biomasses have shown tremendous potential in industrial applications. XOS may be added to [a wide variety of various](#) food products owing to its functional properties and benefits. XOS has significant potential as [a prebiotics](#) to maintain and promote a balanced microflora for improved health and well-being, which might lead to its use in cancer and other [health issues](#) treatment procedures [in the future](#). However, the mechanisms involved in these processes will need to be investigated further in both bench and clinical studies.

Formatted: Centered

Formatted: Left, Indent: First line: 0.5"

Formatted: Indent: First line: 0.5"

There is currently a scarcity of data on XOS ~~in relation to~~ concerning prebiotics. The information presently available does not give a precise explanation of XOS's effects. More study on XOS is therefore urged. Furthermore, XOS has shown significant potential in ~~the food industry~~ and other industries, including pharmaceutical, agriculture, and feed formulation. More research in these areas is equally suggested.

REFERENCES

Ayyappan, P., and Usha, A. (2013). Production of prebiotic xylooligosaccharide (XOS) from rice bran and finger millet. *Journal of Food Processing and Technology*.4:10.<http://dx.doi.org/10.4172/2157-7110.S1.013>.

Baker, J.T., Duarte, M.E., Holanda, D.M., and Kim, S.W. (2021). Friend or Foe? Impacts of dietary xylans, xylooligosaccharides, and xylanases on intestinal health and growth performance of monogastric animals. *Animals*.11(3): 609. Doi:10.3390/ani11030609.

Odena, À., and Palet, C. (2007). Xylooligosaccharide recovery from agricultural biomass waste treatment with enzymatic polymeric membranes and characterization of products with MALDI-TOF-MS. *Journal of Membrane Science*. 291:96-105. <https://doi.org/10.1016/j.memsci.2006.12.048>.

Corbett, D.B. (2019). Forest biomaterials. Ph.D. Dissertation, North Carolina State University.

Chen, H.H., Chen, Y.K., Chang, H.C., and Lin, S. (2012). Immunomodulatory effects of xylooligosaccharides. *Food Science and Technology Research*. 18:195-199.

Christiane, L. (2005). Structure of hemicellulose and pectin in wood and pulp. Department of Chemical Technology, Helsinki University of Technology, Espoo, Finland.

Menezes, C.R., Silva, I.S., Pavarina, E.C., Fonseca de Faria, A.F., Franciscon, E., & Durrant, L.R. (2010). Production of xylooligosaccharides from enzymatic hydrolysis of ~~xylan~~ Xylan by white-rot fungi *Pleurotus*. *Acta Scientiarum: Technology*.32(1):37-42. DOI: 10.4025/actascitechnol.v32i1.7648.

Eero, K. (2012). Hemicellulose: Structures, characteristics, dissolution, and modification. School of chemical technology, Aalto University.

Formatted: Left

Finegold, S.M., Li, Z., Summanen, P.H., Downes, J., Thames, G., Corbett, K., Dowd, S., Krak, M., and Heber, D. (2014). Xylooligosaccharide increases bifidobacteria but not lactobacilli in human gut microbiota. *Food and Function Journal*.5: 436-445. DOI: 10.1039/C3FO60348B.

Geetha, K., and Gunasekaran, P. (2017). Purification of endoxylanase from *Bacillus pumilus* B20 for production of prebiotic xylooligosaccharide syrup: An *in vitro* study. *Iranian Journal of Biotechnology*. 15(4): 232-240. DOI:10.15171/ijb.1494.

Gupta, P.K., Agrawal, P., and Hedge, P. (2012). A review on xylooligosaccharide. *International Research Journal of Pharmacy*.3: 71-74.

Gupta, P.K., Agrawal, P., Shivakumaraswamy, N., Vidyashree, S., Singh S.A., Ahuja, S. and Hedge, P. (2016). Xylooligosaccharide - A valuable material from waste to taste: A review. *International Research Journal of Research and Development*. 10(3).

Hsu, C., Liao, J., Chung, Y., Hsieh, C. & Chan, Y. (2004). Xylooligosaccharides and fructooligosaccharides affect the intestinal microbiota and precancerous colonic lesion development in rats. *Journal of Nutrition*. 134: 1523-1528.

Huang, C., Wang, X., Liang, C., Jiang, X., Yang, G., Xu, J., & Yong, Q. (2019). A sustainable process for procuring biologically active fractions of high-purity xylooligosaccharides and water-soluble lignin from *Mosobamboo* prehydrolyzate. *Biotechnology for Biofuels and Bioproducts*.12:189. <https://doi.org/10.1186/s13068-019-1527-3>.

Izumi, Y., Sugiura, J., Kagawa, H. and Azumi, N. (2005). Process for producing xylooligosaccharide from lignocellulose pulp. *United States Patent*. Patent no. US 6942754B2, pp 1-16.

Jang, S-K., Kim, J-H., Choi J-H., Cho, S-M., Kim, J-C., Kim, H., & Choi, I-G. (2021). Evaluation of xylooligosaccharides production for a specific degree of polymerization by liquid hot water treatment of tropical hardwood. *Foods*.10.463. <https://doi.org/10.3390/foods10020463>.

Katiana, R. (2012). Enzymatic modification of the functional properties of ~~xylan~~-Xylan from lignocellulose feedstocks. Thesis for Master of Science in Engineering. Faculty of Engineering at Stellenbosch University. pp 1-16.

Ko, C-H., Shih, T-L., Jhan, B-T., and Chang, F-C. (2012). Production of xylooligosaccharides from forest waste by membrane separation and *paenibacillus* xylanase hydrolysis. *BioResources*.8:612-627. <https://doi.org/10.15376/biores.8.1.612-627>.

Lin, S., Chou, L., Chien, Y., Chang, J., and Lin, C. (2016). Prebiotic effects of xylooligosaccharides on the improvement of microbiota balance in human subjects. *Gastroenterology Research and Practice*. pp 1-6. <https://doi.org/10.1155/2016/5789232>.

Manisseri, C., and Gudipati, M. (2010). Bioactive xylooligosaccharides from wheat bran soluble polysaccharides. *LWT-Food Science Technology*. 43(1):421-430.

Mhetras, N., Ma-pre, V., and Gokhale, D. (2019). Xylooligosaccharides (XOS) as emerging prebiotics: Its production from lignocellulosic Material. *Advances in Microbiology*. 9:14-20. <https://doi.org/10.4236/aim.2019.91002>.

Míguez, B., Gullón, P., Cotos-Yáñez, T., Massot-Cladera, M., Pérez-Cano, F.J., Vila, C., and Alonso, J.L. (2021). Manufacture and prebiotic potential of xylooligosaccharides derived from *eucalyptusnitens* wood. *Frontiers in Chemical Engineering*. 3:670440 <https://doi.org/10.3389/fceng.2021.670440>.

Moure, A., Gullon, P., Dominguez, H. and Parajo, J.C. (2006). Advances in the manufacture, purification, and applications of xylooligosaccharides as food additives and nutraceuticals. *Proc. Biochem*. 41(1):1913-1923.

Nabarlatz, D., Farriol, X., and Montané, D. (2004). Kinetic modeling of the autohydrolysis of lignocellulosic biomass for the production of hemicellulose-derived oligosaccharides. *Industrial and Engineering Chemistry Research*. 43:4124-4131. <https://doi.org/10.1021/ie034238i>.

Palaniappan, A., Balasubramaniam, V.G., and Antony, U. (2017). Prebiotic potential of xylooligosaccharides derived from finger millet seed coat. *Food Biotechnology*. 31(4). <https://doi.org/10.1080/08905436.2017.1369433>.

Pinelo, M., Jonsson, G., and Meyer, A.S. (2009). Membrane technology for purification of enzymatically produced oligosaccharides: molecular and operational features affecting performance. *Separation and Purification Technology*. 70:1-11.

Rashid, R., and Sohail, M. (2021). Xylanolytic *Bacillus* species for xylooligosaccharides production: A critical review. *Bioresources and Bioprocessing*. 8:16. <https://doi.org/10.1186/s40643-021-00369-3>.

Reddy, S.S., and Krishnan, C. (2016). Production of high-pure xylooligosaccharides from sugarcane bagasse using crude β -xylosidase-free xylanase-Xylanase of *Bacillus subtilis* KCX006 and their bifidogenic function. *LWT-Food Science and Technology*. 65:237-245. <https://doi.org/10.1016/j.lwt.2015.08.013>.

Roberfroid, M. (2002). Functional food concept and its application to prebiotics. *Digest. Liver (Suppl. 2)*. 34(1):105-110.

Singh, R.D., Muir, J., and Arora, A. (2020). In the field: Concentration of xylooligosaccharides with a low degree of polymerization using membranes and their effect on bacterial fermentation. *Society of Chemical Industry and John Wiley & Sons, Ltd. Biofuels, Bioprod. Bioref.*, 15:61-73. DOI: 10.1002/bbb.2145.

Tathiana, S.M., Angelo, S.M., Daniel, E.R., and Gisela, M.D. (2015). Biotechnological production of oligosaccharides – Application in food industry. *Intech Open*. DOI: 10.5772/60932.

Vazquez, M.J., Alonso, J.L., Dominguez, H. & Parajo, J.C. (2000). Xylooligosaccharides: manufacture and applications. *Trends in Food Science Technology*. 11(1): 387-393.

Wang, J., Sun, B., Cao, Y., Tian, Y., and Wang, C. (2009). Enzymatic preparation of wheat bran xylooligosaccharides and their stability during pasteurization and autoclave sterilization at low pH. *Carbohydrate Polymers*. 77(1): 16-82.

Wyman, E.C., Kumar, R., Li, H., and Qing, Q. (2013). Aqueous pretreatment of plant biomass for biological and chemical conversion to fuels and chemicals. John Wiley & sons Ltd. Pala Alto, USA. 1st edition. pp. 392-400.

Yang, J., Summanen, P.H., Henning, S.M., Hsu, M., Lam, H., Huang, J., Tseng, C-H., Dowd, S.E., Finegold, S.M., Heber, D., and Li, Z. (2015). Xylooligosaccharide supplementation alters gut bacteria in both healthy and prediabetic adults: a pilot study. *Frontiers in Physiology*. 6:216. Doi: 10.3389/fphys.2015.00216.

Yuan, Q.P., Zhang, H., Qian, Z.M., and Yang, X.J. (2004). Pilot-plant production of xylooligosaccharides from corncob by steaming, enzymatic hydrolysis, and nanofiltration. *Journal of Chemical Technology and Biotechnology*. 79:1073-1079. <https://doi.org/10.1002/jctb.1071>.

Zhou, J., Zhang, H., Wu, S., Qiu, K., Fu, Y., Qi, G., and Wang, J. (2021). Supplemental xylooligosaccharide modulates intestinal mucosal barrier and cecal microbiota in laying hens fed oxidized fish oil. *Frontiers in Microbiology*. 12:635333. Doi: 10.3389/fmicb.2021.635333.