

## Original Research Article

### **KINETICS AND BENEFITS OF METHANOGENESIS OF POULTRY MANURE TO BIOGAS IN TERMS OF ENERGY AND EMISSIONS**

#### **Abstract**

Biogas has the potential to lessen dependency on fossil fuels while simultaneously increasing access to energy in rural areas. This technology is especially significant in rural areas, where energy shortages are a typical problem. Biogas can be utilized in the home for cooking and heating, as well as converted into electricity for industrial usage. At Sriya Farm, Avalamarakalaghatta Village, Mulbagal Taluka, Kolar, this study was conducted to determine the viability of using poultry litter for biogas production and energy generation. The amount of waste generated by poultry farm was calculated, and technology for converting waste into biogas was addressed. Finally, the amount of electricity generated from poultry waste was calculated. With a 50 kW biogas power generator running for 10-12 hours per day, daily feeding of 5-6 tonnes of poultry litter resulted in the generation of 680 units of energy per day. The adoption of this technology saves 113970 ltr of diesel per year and 78926 kg of equivalent LPG per year. The project costs Rs. 59.00 lakhs and has a payback period of 1.96 years, meeting all of the industry's energy needs.

**Keywords:** Poultry litter, Biogas, Electricity generation, Diesel, LPG and Payback period

#### **1. INTRODUCTION**

The concept of energy planning for a rural area by using locally available residues, like agricultural wastes to meet the energy demand towards the global population growth. Biogas production from these feedstocks are well established technology for the renewable energy generation and also organic material volarization(Scarlat et al., 2018). Biogas is the final product of the so, called anaerobic digestion process, in which various metabolic activities have been carried out by the different microorganisms for organic matter decomposition (Kumar et al., 2022). This process is practices from the ancient days for providing heat and power for domestic households. Now a days the biogas energy generation sector growing rapidly and creating novel technologies for the construction of advanced bioenergy factories (Rafiee et al., 2021). The experiment's main goal is to acquire a sustainable usage of poultry waste to produce biogas with rich methane content. The resulting

slurry can be utilized in green farming. In India, there is a lot of poultry farming which produces poultry litter and dropping waste (Chatterjee and Rajkumar, 2015). This waste contains hazardous gases like ammonia ( $\text{NH}_3$ ) and Sulphur compound, which causes water and air borne diseases. The sole purpose of this project is to transform poultry waste into a long-term fuel source (Gohil et al., 2021). Biogas, among other renewable energy sources is an environment friendly and practical option for long-term power generation. Biogas is produced through the bio-methanation of biodegradable waste and nutrient-rich materials which produces a considerable amount of biogas during anaerobic digestion. The degradation of natural materials by microorganisms that do not have access to oxygen is known as bio-methanation. It is a natural process in which natural carbon is converted to carbon dioxide and methane in a multi-step process. Biogas can be made from a variety of materials, including animal compost (cowdung, poultry etc.), energy crops (rice hulls, wheat hulls etc.) and other wastes (Nwankwo, 2014). In a biogas setup, anaerobic reactions are common, with methanogenic reactions supporting waste substrate derived from poultry and animal waste (Heng, 2017). The biogas produces consists of 50-70% methane, 30-40% carbon dioxide, 5-10% hydrogen and 1-2% nitrogen and traces of water vapour and hydrogen sulphide (Barik and Murugan, 2015).

## **MATERIALS AND METHODS**

### **2.1. Location of the study**

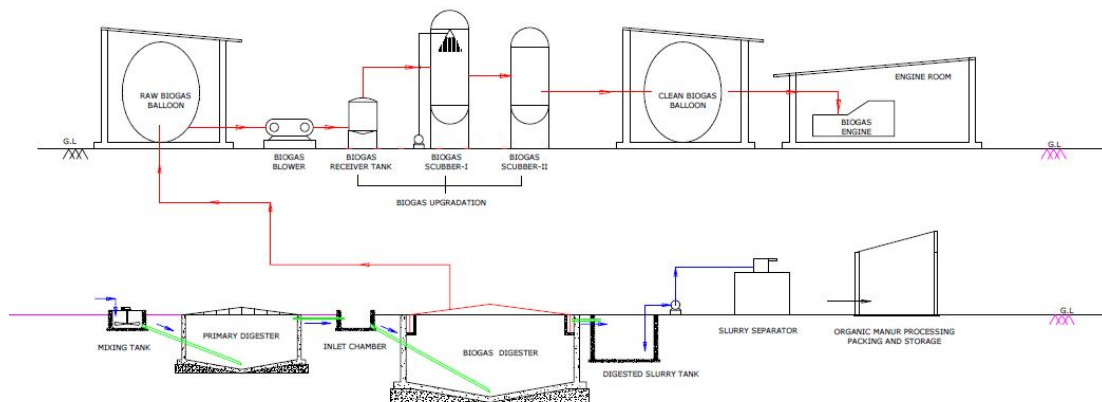
In this study, Sriya Farm, Avalamarakalaghatta Village, Mulbagal Taluka, Kolar District was selected for 50 kW capacity/day biogas power plant installed for the generation of electricity utilizing poultry litter waste under central financial assistance from Ministry of New and Renewable Energy (MNRE)- Govt. of India.

### **2.2. Physico-chemical properties of poultry droppings**

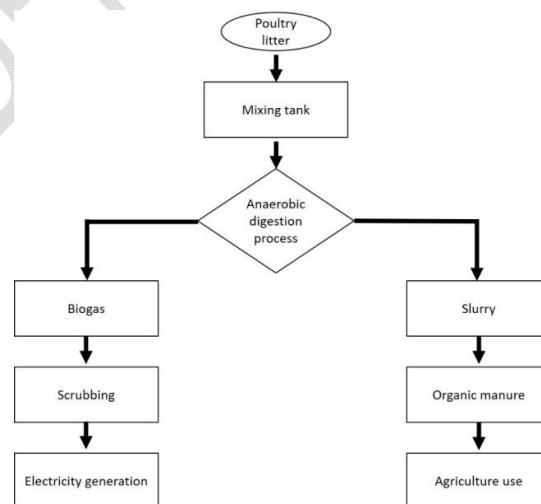
The poultry litter waste sample was collected from the selected industry and stored at a room temperature before characterization. The pH, total solids (TS), volatile solids (VS), total kjeldahl nitrogen (TKN) and chemical oxygen demand (COD) were determined as per the standard procedures of American Public Health Association for water and wastewater (Federation and Association, 2005) and total organic carbon (TOC) is determined using (Mylavarapu, 2014).

### **2.3. Design of Experiment**

The amount of organic industrial waste produced is determined by a variety of factors, including eating habits, living standards, the extent of economic activity, and the seasons. Data on quantity variation and generation can help with collection and disposal system planning. Under the financial help of MNRE, a 500 m<sup>3</sup> biogas plant was built with daily feeding of 5-6 tonnes of chicken waste using UASB technology at the chosen location for the generation of 50 kW electrical energy. The biogas is collected, cleansed, and fed into a generator, which generates energy. Sriya Farm, Kolar utilizing the biogas for borewell water pumping, feeding unit, grinder and chaff cutter operation, processing equipment, and captive use they use the generated electricity for 10-12 hours per day. The completed process chart of the project was shown in the Fig. 1 and the process flow chart of the poultry litter treatment was shown in the Fig. 2.



**Fig.1: Setup of the 500 m<sup>3</sup> biogas plant at Sriya Farm**



**Fig.2: Flow chart showing the treatment of poultry litter.**

## 2.4. Kinetic model study

Kinetic analysis is a widely used concept for identifying the significance of inter-variable interactions in order to guide experimental design, evaluate experimental results and describe particular system performance. Experimental kinetic studies can be used to stimulate digester behaviour and forecast biogas output of a running plant under similar conditions. To forecast biogas output and evaluate kinetic parameters, a first order model and modified Gompertz models were used in this work.

#### **2.4.1. First order kinetic model**

The biogas yield production is predicted using the first order kinetics equation (Budiyono et al., 2014 & Lafratta et al., 2021).

$$P = P_o * (1 - EXP(-k * t))$$

The cumulative biogas production is P, the ultimate biogas yield is P<sub>o</sub>, the first order rate constant is k, and the time is t. To determine the rate of reaction, first order kinetics employed empirical linear regression, with the value of the slope of the linear plot representing the supplied substrate properties (Angelidaki et al., 2009). However, the linear form of the first order model, which is an exponential form, cannot be utilized to account for and predict cumulative biogas generation throughout the process, especially beyond the exponential phase (Li et al., 2011).

#### **2.4.2. Modified Gompertz model**

The Modified Gompertz model is a non-linear kinetic model that is used to determine the length of the lag phase and the rate at which biogas is produced.

$$P = P_o * EXP(-EXP(((R * 2.7183)/P_o) * (L - t) + 1))$$

In the following equation L is the lag phase duration, R is the biogas production rate and P<sub>o</sub> is the biogas potential at time. The standard statistical metric used to study the model performance (Lahbab et al., 2021).

### **RESULTS AND DISCUSSION**

#### **3.1. Physico-chemical properties of poultry litter**

The poultry droppings are selected as feedstock and the characterization of the feedstock was done as per the standard procedures and the results were mentioned in the Table.1.

**Table.1: Physico-chemical properties of poultry litter**

Parameter	Fleshings
pH	7.6-7.9
Total solids (%)	78.2±0.24
Volatile solids (%)	65.6±0.29
Chemical Oxygen Demand (g/g)	1.13±0.02
Total Organic Carbon (g/kg)	39.8±0.31
Total Kjeldahl Nitrogen (g/kg)	9.62±0.17
C:N ratio	4.13

### 3.2. Working of the biogas plant

Installed biogas plant generates about maximum of 680 electrical units per day and 62.50 HP biogas generator runs for 10-12 hours/day. The generated energy is equivalent to the 215 kg of LPG per day also yielding with 3 tonnes/day of organic manure. The details of the work shown in the Table 2.

**Table 2: Particulars of biogas plant installed**

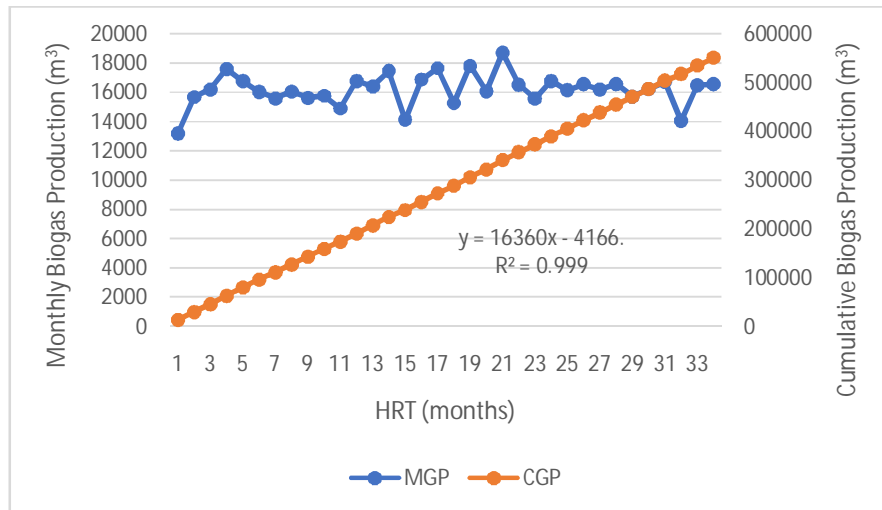
Design capacity	500m <sup>3</sup> biogas/day
Feed material	Poultry litter
Electricity generation	620-680 electrical units/day runs for 10-12 hrs
Energy yield	Equivalent to 215 kg LPG/day
Organic manure	3 tonnes/day
Total project cost	Rs. 54.50 lakhs

### 3.3. Daily biogas production

The biogas production was measured using the developed setup shown in the Fig.1 and the cumulative biogas production values are shown in the Fig.2. the comparison of monthly biogas production data and cumulative biogas production availed from the setup was shown in Fig.3.

### 3.4. kinetic model studies

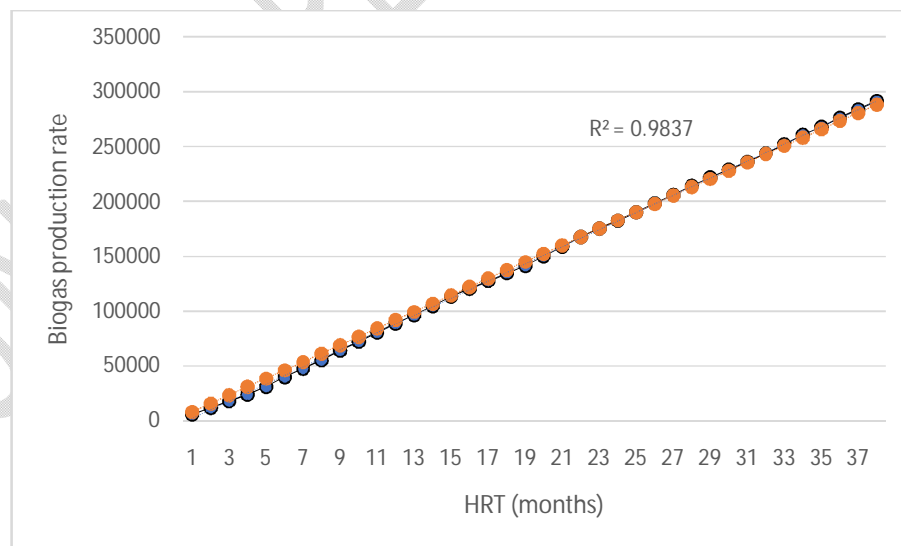
Kinetic study for the cumulative biogas production from the biogas plant was carried out using the first order kinetics and modified gompertz model. Kinetic constants of models were determined by using non-linear regression. The results obtained from kinetic studies were given in the Table 3 and Table 4 respectively. The comparison of the experimental and the predicted values of cumulative biogas production were shown in the Fig.4 and Fig.5.



**Fig.3: Cumulative biogas production from poultry litter**

**Table 3: Results of kinetic study – first order kinetic model**

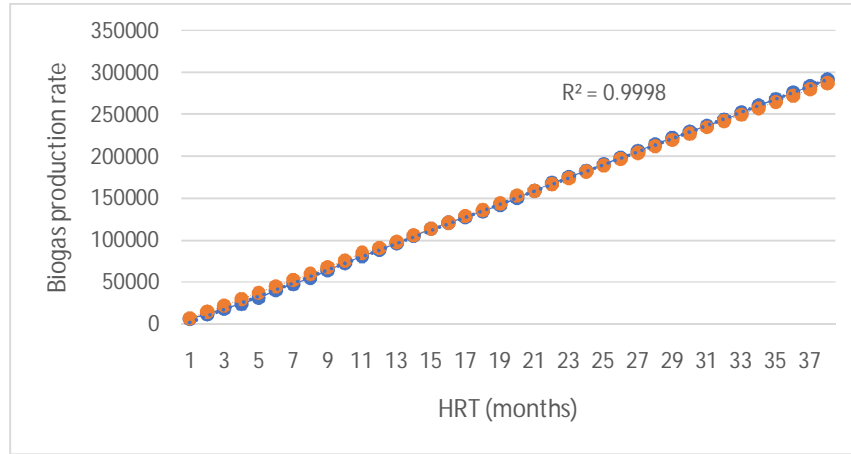
Kinetic model	First order kinetics
C- experimental	551148.0
C- predicted	548482.9
k	0.073
R <sup>2</sup>	0.9837



**Fig.4: Comparison of experimental data and the first order kinetic model predicted values.**

**Table 4: Results of kinetic study – modified gompertz kinetic model**

Kinetic model	Modified gompertz model
C- experimental	551148.0
C- predicted	549815.4
R	297.70
L	1.97
R <sup>2</sup>	0.9998



**Fig.5: Comparison of experimental data and the modified gompertz model predicted values.**

From the above kinetic models, shows that the experimental biogas yield from the biogas plant is 551148.0 m<sup>3</sup>. The predicted biogas yield based on first order kinetics was 548482.9 m<sup>3</sup> with a rate constant of 0.073 and the biogas yield from modified gompertz model was 549815.4 m<sup>3</sup> with a production rate of 297.70 m<sup>3</sup>/day with a lag phase of 1.97. based on the results obtained from these models modified gompertz model is best suitable for this study than the first order kinetic model (Angelidaki et al., 2009).

### 3.5. Environment Impact of the Project

Biogas systems have two main impacts in terms of greenhouse gas emissions. To begin with, biogas is 21 times more effective than CO<sub>2</sub> at reducing methane emissions caused by animal waste storage. Second, turning biogas to energy reduces the amount of CO<sub>2</sub> emitted by fossil fuels. The environment impact of biogas was given in the Table 5.

### 3.6. Cost economics of the study

In the case of biogas plants, a detailed cost economics was elaborated to analyze the payback period of the biogas generation plant. The complete details of the cost shown in Table 6.

**Table 5: Environment impact of the biogas technology**

Annual greenhouse gas (GHG) emission reduction of CO <sub>2</sub> (tons/year)	2600
Saving of firewood (tons/year)	658
Generation of electricity (units/day)	680
Generation of organic-manure (tons/year)	3246
Saving of forest (ha/year)	5
Annual saving of trees (Nos)	976
Total kg of CO <sub>2</sub> absorb/year	19864
Replacement of diesel (ltr/year)	113970
Replacement of LPG (kg/year)	78962

**Table.6: Cost economics of the biogas generation plant**

	<b>1-year</b>	<b>3-years</b>
<b>A) Revenue generation</b>		
Cost of electricity @ Rs. 7.00/kWh (7×680×30 days)	17,13,600.00	51,40,800.00
Cost of organic manure @ Rs.2000/ton (3t×2000×30 days)	21,60,000.00	64,80,000.00
<b>Total cost</b>	<b>38,73,600.00</b>	<b>1,16,20,800.00</b>
<b>B) Operation and maintenance cost</b>		
Cost of organic waste @ Rs.0.5/kg (0.5×5000×30 days)	9,00,000.00	27,00,000.00
Cost of labour @ Rs. 6000/month	72,000.00	2,16,000.00
<b>C) Auxiliary consumption</b>	<b>18,000.00</b>	<b>54,000.00</b>
<b>Total</b>	<b>9,90,000.00</b>	<b>29,70,000.00</b>
<b>Payback period (years)</b>	<b>1.96</b>	

#### 4. CONCLUSION

The benefits of biogas power generation from the poultry waste was generated 680 units of electricity to run a 50 kW biogas power generator for 10-12 hours. the biogas power generations are independence from the irregular and costlier state grid power, ensure continuity of electricity due to self-efficiency in power generation. This technology is

environment friendly and also ensure for good quality organic manure. The cost of the project is Rs. 59.00 lakhs and payback period was about 1.96 years.

## REFERENCES

- Angelidaki, I., Alves, M., Bolzonella, D., Borzacconi, L., Campos, J.L., Guwy, A.J., Kalyuzhnyi, S., Jenicek, P., Van Lier, J.B., 2009. Defining the biomethane potential (BMP) of solid organic wastes and energy crops: a proposed protocol for batch assays. *Water Sci. Technol.* 59, 927–934.
- Barik, D., Murugan, S., 2015. Assessment of sustainable biogas production from de-oiled seed cake of karanja-an organic industrial waste from biodiesel industries. *Fuel* 148, 25–31.
- Budiyono, Syaichurrozi, I., Sumardiono, S., 2014. Kinetic model of biogas yield production from vinasse at various initial pH: Comparison between modified gomperz model and first order kinetic model. *Res. J. Appl. Sci. Eng. Technol.* 7, 2798–2805. <https://doi.org/10.19026/rjaset.7.602>
- Chatterjee, R.N., Rajkumar, U., 2015. An overview of poultry production in India. *Indian J. Anim. Heal.* 54, 89–108.
- Federation, W.E., Association, A., 2005. Standard methods for the examination of water and wastewater. *Am. Public Heal. Assoc.* Washington, DC, USA 21.
- Gohil, A., Budholiya, S., Mohan, C.G., Prakash, R., 2021. Utilization of poultry waste as a source of biogas production. *Mater. Today Proc.* 45, 783–787.
- Heng, L.K., 2017. Bio gas plant green energy from poultry wastes in Singapore. *Energy Procedia* 143, 436–441.
- Kumar, V.K., Mahendiran, R., Subramanian, P., Karthikeyan, S., Surendrakumar, A., 2022. Journal of the Indian Chemical Society Optimization of inoculum to substrate ratio for enhanced methane yield from leather fleshings in a batch study. *J. Indian Chem. Soc.* 99, 100384. <https://doi.org/10.1016/j.jics.2022.100384>
- Lafratta, M., Thorpe, R.B., Ouki, S.K., Shana, A., Germain, E., Willcocks, M., Lee, J., 2021. Development and validation of a dynamic first order kinetics model of a periodically operated well-mixed vessel for anaerobic digestion. *Chem. Eng. J.* 426, 131732.
- Lahbab, A., Djaafri, M., Kalloum, S., Benatiallah, A., Atelge, M.R., Atabani, A.E., 2021. Co-

digestion of vegetable peel with cow dung without external inoculum for biogas production: Experimental and a new modelling test in a batch mode. *Fuel* 306. <https://doi.org/10.1016/j.fuel.2021.121627>

Li, C., Champagne, P., Anderson, B.C., 2011. Evaluating and modeling biogas production from municipal fat, oil, and grease and synthetic kitchen waste in anaerobic co-digestions. *Bioresour. Technol.* 102, 9471–9480.

Mylavarapu, R., 2014. Walkley-Black Method. *Soil test methods from Southeast. United States* 158.

Nwankwo, J.I., 2014. Production of biogas from paper waste blended with cow dung. *J. Environ. Sci. Toxicol. Food Technol.* Vol. 8, 58–68.

Rafiee, A., Khalilpour, K.R., Prest, J., Skryabin, I., 2021. Biogas as an energy vector. *Biomass and Bioenergy* 144, 105935.

Scarlat, N., Dallemand, J.-F., Fahl, F., 2018. Biogas: Developments and perspectives in Europe. *Renew. energy* 129, 457–472.

UNDER PEER REVIEW