

Physicochemical characterisation and determination of the effect of temperature on the amylase activities of germinated sorghum and maize grains sorghum and maize grains during malting

ABSTRACT

Maize and sorghum are staple foods in many African countries. Along with rice, they constitute the bulk of the cereals recognized by the populations of northern Côte d'Ivoire. These cereals are used either directly or indirectly in malted and/or fermented form in the preparation of several traditional foods and the production of alcoholic beverages such as dolo. This study aims at the physicochemical characterization and the determination of the effect of temperature on the amylase activities of germinated cereal grains of corn and sorghum collected on the market of the city of Korhogo. To do this, the analysis of cereals germinated over 6 days revealed that the amylase activities are optimal on the second day of germination with a diastatic power of 110.29 ± 1.8 IU / g of protein and $114.17 \pm 2, 4$ IU/g of protein respectively for sorghum and maize. The optimal temperatures are mesophilic and are between 40 and 50°C. Beyond these temperatures, the amylase activities are denatured until they reach 20% relative activity after exposure to 65°C. During these germinations and at an acid pH, the levels of reducing sugars, polyphenols and tannins increase with the duration of germination. The results of this study revealed that certain physicochemical characteristics and the effect of temperature condition the obtaining of a malt likely to influence the quality of a traditional beer. The germination time set at 2 days makes it possible to obtain fermentable sugars during malting for the preparation of alcoholic beverages according to the production conditions of traditional vendors. For sugars, they increase from 0.39 ± 0.035 mg/100g DM before germination to 0.86 ± 0.003 mg/100g DM on the 6th day of germination for sorghum. As for maize, these levels increase from 0.11 ± 0.014 mg/100g DM to 0.43 ± 0.02 mg/100g DM. The diastatic power is optimal on the 2nd day, 110.29 ± 1.8 IU/g of protein for sorghum and 114.17 ± 2.4 IU/g of protein for maize.

Keywords: Germination; amylase activity; maize ; sorghum; malting

1-INTRODUCTION

Cereals are species generally cultivated for their grain, whose starchy albumen, reduced to flour, is edible for humans or animals. Most cereals belong to the Poaceae or graminea family [1]. Africa is the center of origin and a major producer of various cereals such as sorghum, millet, maize, rice etc. Cereals are a source of energy and micronutrients, then the most consumed staple food in the world [2] [3]. They are cultivated plants whose grains serve as food for humans and animals. Maize and sorghum are the staple cereals in the diet of several million people in arid and semi-arid areas of Africa and Asia [4] [5] [3]. These cereals are used directly or indirectly in malted and/or fermented form in the preparation of several traditional foods including porridge (especially for children), porridges and alcoholic and non-alcoholic beverages [6] [7] [3]. In some West African countries, such as the Ivory Coast, the production of traditional beer is very important. Indeed, the production of this beer has a

remarkable socio-economic character and constitutes an important source of income for the women who produce it locally using traditional technology. This beer is widely used during traditional and initiation ceremonies [3]. However, the production process for this traditional beer requires an essential step, which is malting. This old technique is a mechanism of biochemical transformation which aims to transform the macromolecules of cereals into rich malt by enzymatic hydrolysis such as amylases and proteases substances secreted during germination. In addition, this process enriches the cereals with hydrolytic enzymes, sugar, free amino acids, vitamins and improves the technological and nutritional quality [8] [9] [10]. Traditional malts have a great variability in diastatic and thinning power [11]. The malt intended for the production of beverages must have a high diastatic power. This allows complete starch hydrolysis during brewing. The malting of sorghum and maize is a process traditionally practiced in many African countries for the manufacture of alcoholic beverages [12]. In Côte d'Ivoire, the traditional malting of cereals, as carried out by the producers of dolo (traditional local beer), includes the stages of soaking the grains in water, a phase of germination, maturation (during of which the grains are piled up and protected from light) and drying in the sun. At the end of the process, the quality of the drink obtained is a major concern for traditional vendors because of its variability. This variability is due to the lack of mastery of malting technology and the diversity of processes according to ethnicity and agro-ecological environment [13]. In this context, the optimization of malting processes remains a necessity. Therefore, this study aims to determine the physicochemical characteristics of germinated maize and sorghum grains as well as the effect of temperature on amylase activities during the germination of maize and sorghum grains.

2-MATERIALS AND METHODS

2-1-Plant Materials and Chemicals

The plant material used consists of red sorghum (*Sorghum bicolor* (L.)) and yellow maize (*Zea mays*), were purchased at the cereal market in the town of Korhogo located in the north of the Ivory Coast (632 Km Abidjan, Côte d'Ivoire) at the start of the dry season. All other chemicals and reagents used were analytical grade.

2-2-Preparation of malting

The preparation of the malting consisted of alternating soaking followed by germination at low temperature.

a-Soaking

Maize and sorghum grains are soaked (immersed) in buckets with lids, for better thermal insulation for 24 to 48 hours.

b-Germination

At the end of the period under air all the grains are washed and placed in a layer of about 5cm on a tiled surface. They are watered on average 4 times a day at 6 hour intervals with 2 liters of water. After every 24 hours (every day) the green malt is taken at 150g, put in a bag and kept in a freezer for up to 9 days.

2-3-Dosage of amylase activities

-Preparation of the crude enzymatic extract

Fifty (50) grams of each cereal (maize and sorghum) for each sample (1st day to 9th day) were each ground in a blender in one hundred (100) milliliter (ml) of distilled water in the presence of 0.9 g (gram) of sodium chloride (NaCl 0.9% w/v). The ground material obtained is centrifuged at 12,500 revolutions/min for 15 min at a temperature of 4° C in a JENWAY-7315 Spectrophotometer brand centrifuge. The supernatant obtained constituted the crude enzymatic extract of the cereal seeds.

-Measurement of amylase activity

The quantity of reducing sugars released during the enzymatic hydrolysis of starch was determined according to the method of [14] using 3,5-dinitrosalicylic acid (DNS). Under standard conditions, the cellulase and xylanase activities were determined using the reaction medium composed of: 125 µl of 20 mM acetate buffer pH 5.0; 50 µl of enzymatic extract or distilled water for the control; 75 µl of starch (0.5%, w/v). This reaction medium was incubated in a water bath for 30 min at 45°C. Then, 300 µl of a DNS solution were added thereto to stop the enzymatic reaction. It was then homogenized and heated in a boiling water bath for 5 min then cooled for 10 min at room temperature (25°C). The absorbance was measured at 540 nm on a spectrophotometer against a control (containing all the products with the exception of the enzymatic solution) after addition of 2 ml of distilled water.

2-4-Diastatic power

The diastatic power was determined according to the method proposed by [15]. It consists of causing an enzymatic extract to act on a starch solution. The reducing sugars and the reducing functions thus released are assayed by colorimetry (540 nm) in the presence of 3-5-dinitrosalicylic acid. A range of maltose standard is produced and dosed under the same

conditions as above. Absorbance is measured at 540 nm. The enzymatic activity is determined by referring to the calibration curve and is expressed in milliequivalent glucose/min/g of malt.

2-5-Influence of temperature on amylase activities

-Determination of optimum hydrolysis temperatures

The influence of temperature on amylase activities was studied in 20 mM acetate buffer pH 5.0 at temperatures between 30 and 80°C. Enzyme activity was determined under standard conditions. It was expressed as a percentage of maximum activity.

-Thermal denaturation

The thermal denaturation of the enzyme was determined after a 15 min pre-incubation at temperatures between 30 and 80°C followed by a 10 min cooling at room temperature (25°C). The carboxymethylcellulose and xylanase activities were determined under standard conditions. They were expressed as a percentage relative to the maximum activity.

2-6-Proximate analysis

The determination of moisture and dry matter was carried out according to the AOAC method (1990). The Hydrogen potential (pH) of the sample was determined according to the [16]. The total titratable acidity was deduced according to the method of [16].

2-7-Extraction of phenolic compounds

The phenolic compounds were extracted with 70% (v/v) methanol. Thus, 1 g of sprouted sorghum or maize grains was homogenized in 10 mL of 70% (v/v) methanol. The resulting mixture was centrifuged at 1000 rpm for 10 min. The pellet was recovered in 10 mL of 70% (v/v) methanol and centrifuged again. The supernatants were combined in a 50 mL flask and adjusted with distilled water to the gauge line. The extract obtained constituted the phenolic extract for the determination of phenolic compounds.

2-8-Determination of total phenols content

The method described by [17] was used for the determination of total phenols. A volume of 0.5 mL of methanolic extract was added to 0.5 mL of Folin ciocalteu's reagent in a test tube. The mixture was well homogenized by manual stirring. After 3 min, a volume of 0.5 mL of an aqueous solution of sodium carbonate 20%, (w/v) was added and the volume was adjusted to 3.5 mL with distilled water. Then the tube was placed in the dark for 30 min. The absorbance

was read using a spectrophotometer (UV/VIS spectrophotometer) at 725 nm against white. Finally, a calibration curve was produced using a gallic acid concentration range from 0 to 1 mg/mL. The results were expressed in equivalent mg of gallic acid (GAE)/100g of dry matter (DM).

2-9-Determination of tannins content

The dosage of tannins was carried out according to the method described by [18]. A volume of 1 mL of methanolic extract was taken and to this volume was added 5 mL of vanillin

Cereals	Time (hour)
reagent (50 g of vanillin + 4 mL of hydrochloric acid in 100 mL of distilled water). Then the tube was left to rest for 20 min in the dark and the reading of the absorbance with the spectrophotometer (UV/VIS spectrophotometer) was made at 500 nm against the blank. Finally, a calibration curve was produced using a range of tannic acid concentrations ranging from 0 to 2 mg/mL. The results were expressed in mg equivalent of tannic acid (EAT)/100g of dry matter (DM).	

3-RESULTS

3-1-Hydrogen potential of water during soaking

The hydrogen potential of cereal grains increased from 6.97 ± 0.023 to 5.49 ± 0.012 for sorghum and from 6.84 ± 0.068 to 4.86 ± 0.029 for maize after 24 h of soaking and at 6.05 ± 0.017 for sorghum and 5.40 ± 0.054 for maize at the end of soaking, after 48 h (Table I).

Table I: Evolution of the hydrogen potential during soaking

Values are the mean \pm standard deviation of three measurements (n = 3).

		0	24	48
Hydrogen potential (pH)	Sorghum	6,97±0,023	5,49±0,012	6,05±0,017
	Maize	6,84±0,068	4,86±0,029	5,40±0,054

3-2-Physicochemical characterization

The average values during the biochemical characterization obtained for each sample of maize and germinated sorghum are recorded in Table II.

The moisture of maize and sorghum kernels after soaking were 6% to 8% respectively. During the 6 days of germination, this humidity increased reaching 40% and 46% respectively for maize and sorghum grains (Table II).

The hydrogen potential of germinated maize grains goes from 6.74±0.023 on the first day of germination to 5.29±0.01 after 6 days. In the same order, that of germinated sorghum grains goes from 6.88±0.010 to 5.4±0.01 after 6 days of germination. The contents of sprouted cereal grains acidify (Table II).

The acidity of maize and sorghum grains after soaking increased respectively from 3.2±0.02% and 3.88±0.06% to 13.8±0.06% and 14±0.02% after 6 days from germination. Acidity increases with germination time (Table II).

The reducing sugars contained in cereal grains after soaking are 0.11±0.014 mg/100g DM (dry matter) and 0.39±0.035 mg/100g DM respectively for maize and sorghum. After the first day of germination (D1) the reducing sugar content went from 0.12±0.0008 mg/100g DM and 0.22±0.01 mg/100g DM respectively for maize and sorghum to 0, 43±0.02 mg/100g DM for maize on the sixth day (D6) of germination (Table II).

The diastatic power of germinated grains of sorghum and maize reaches a peak on the second day of germination with respective contents of 110.29 ± 1.8 IU/g of protein and 114.17 ± 2.4 IU/g of protein (Table II).

Table II: Evolution of biochemical parameters during germination

Parameters	Cereals	Contents						
		D0	D1	D2	D3	D4	D5	D6

Moisture(%)	Sorghu m	8	38	36	44	48	58	46
	Maize	10	36	38	38	46	36	40
Dry matter (%)	Sorghu m	92	62	64	56	52	42	54
	Maize	94	64	62	62	54	64	60
Hydrogen potential	Sorghu m	6,88 ±0,10	6,57±0,15	6,01±0,08	5,68±0,02	5,67 ±0,01	5,42 ±0,07	5,4±0,01
	Maize	6,74 ±0,23	6,625 ±0,025	6,38±0,02	5,715 ±0,035	5,72 ±0,02	5,365 ±0,05	5,29 ±0,01
Titratable acidity (%)	Sorghu m	3,88±0,6	4±0,2	8,4±0,2	10,5±0,1	12,3 ±0,3	12,8±0,2	14±0,2
	Maize	3,2±0,2	3,4±0,2	4,7±0,5	11,2±1,2	13,3 ±0,3	12,2±0,2	13,8±0,6
Reducing Sugars mg/100g DM	Sorghu m	0,39±0,035	0,22±0,01	0,25±0,0035	0,18±0,014	0,45 ±0,01	0,71 ±0,015	0,86±0,003
	Maize	0,11±0,014	0,12±0,008	0,09±0,003	0,118±0,007	0,18±0,01	0,37±0,015	0,43±0,002
diastatic power IU/g protein	Sorghu m	48,15±3,6	65,64±4,1	110,29±1,8	48,76±5,1	27,16±9,2	35,73±2,6	40,16±4,9
	Maize	52,43±6,7	60,39±0,9	114,17±2,4	44,65±1,7	39,11±6,2	45,18±5,5	36,15±1,3

Values are the mean ± standard deviation of three measurements (n = 3).

3-3-Phytochemical parameters

The results of the study of phytochemical parameters during the germination of maize and sorghum in Table III show a significant increase in polyphenols (mg/100g) and tannins (mg/100g). These levels go from 350 ± 2.5 mg / 100g DM and 503.96 ± 45.6 mg / 100g DM increase to 963.29 ± 24.8 mg / 100g DM and 924.16 ± 16.4 mg / 100g DM respectively for sorghum and maize, while for tannins, these levels go from 107.07 ± 2.9 mg/100g DM and 81.51 ± 1.76 mg/100g DM increase to 191.64 ± 2.2 mg/100g DM and 185.85 ± 1.7 mg/100g DM respectively for sorghum and maize.

Table III: Evolution of phytochemical parameters during germination

Germination day (D)	Polyphenols (mg/100 g DM)		Tanins (mg/100 g DM)	
	Sorghum	Maize	Sorghum	Maize
D0	661,7±12,9	534,22±48,1	214,6±0,5	182±7,7
D1	350 ± 2,5	503,96±45,6	107,07±2,9	81,51±1,76
D2	537,71±16,86	566,53±53,6	133,75±0,65	105,78±4,46
D3	650,79±23,81	703,86±15,4	135,85±0,8	112,85±3,5

D4	766,86±23,81	145,33±10,6	145,33±10,6	140,85±5,8
D5	859,60±23,3	811,01±12,4	166,26±1,3	175,34±6,4
D6	963,29±24,8	924,16±16,4	191,64±2,2	185,85±1,7

Values are the mean \pm standard deviation of three measurements ($n = 3$).

DM : Dry matter

3-4-Effect of temperature on the amylase activities of germinated maize and sorghum kernels

-Optimal hydrolysis temperature

The optimum temperatures of germinated maize kernels after soaking are 40, 45 and 50°C for Days (M0), 5th day (M5) and 2nd day (M2) respectively (Figure 1). As for germinated sorghum kernels, the optimum temperatures are respectively 40°C for Day (S0) and 50°C for the 2nd day (S2) and 5th day (S5) (Figure 2).

3-1-4-2-Thermal denaturation of hydrolysis

The amylase activities of germinated maize kernels are stable at temperatures of 45°C for days (M0) and 5th day (M5). Beyond this temperature, the activity gradually decreases to less than 20% at 80°C, thus reflecting their thermal denaturation. The amylase activities tested on the 2nd day (M2) of germination are also stable up to their optimum temperature. At 80°C only 20.63% of relative activities are obtained, reflecting their denaturation (Figure 3).

The amylase activities of germinated sorghum kernels are stable at temperatures of 40, 50 and 45°C respectively for days, Day (S0), 2nd day (S2) and 5th day (S5). At 80°C, all amylase activities are denatured. (Figure 4).

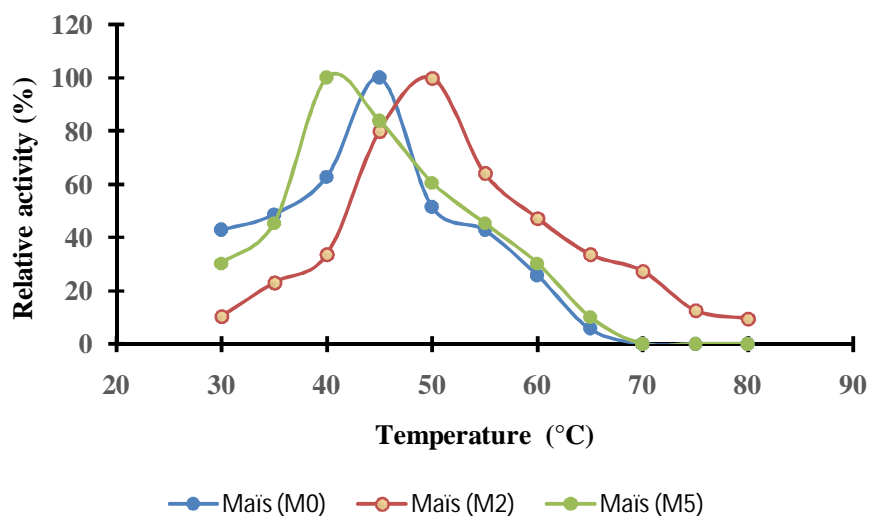


Figure 1: Optimal temperature of amylase activities of germinated maize kernels.

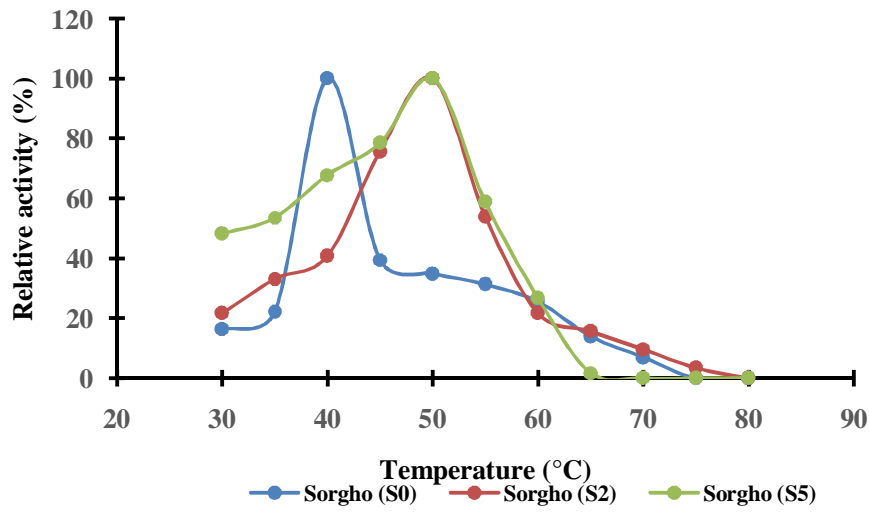


Figure 2: Optimal temperature of amylase activities of germinated sorghum kernels.

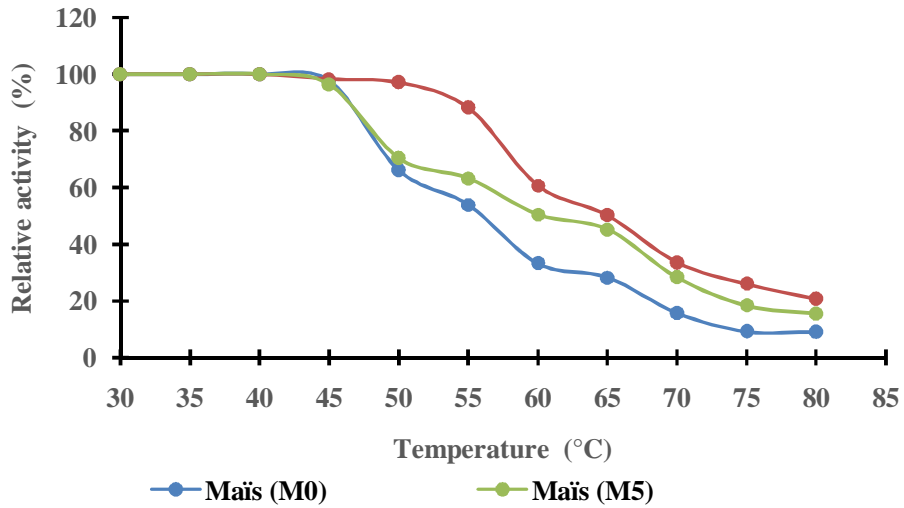


Figure 3: Thermal denaturation of amylase activities of germinated maize kernels

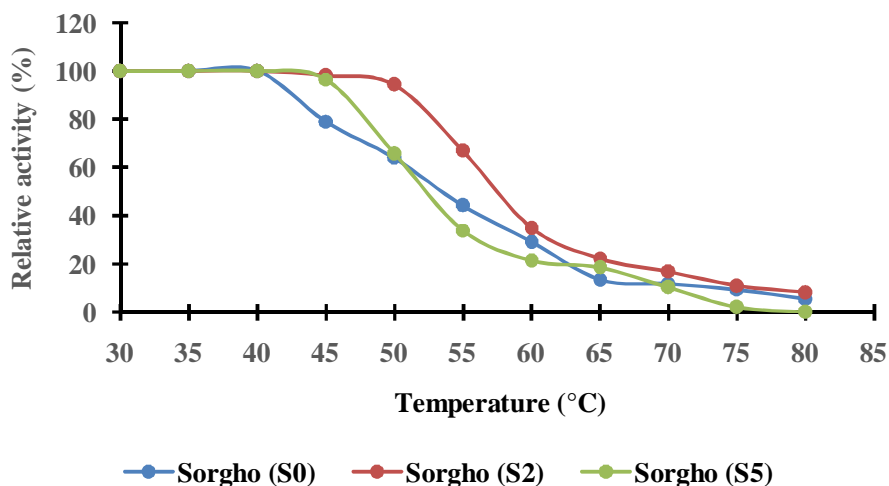


Figure 4: Thermal denaturation of amylase activities of germinated sorghum kernels

4- Discussion

In the cereal processing sector, the quality of germination is a decisive criterion because it determines the type of use and the suitability for processing. Thus, our study focused on the physicochemical characterization and the effect of temperature on the amylase activities of sorghum and germinated corn grains during malting. According to [19], his survey carried out in Kaya, a locality in Burkina Faso, consumers are in perpetual quest for a traditional alcoholic drink (Dolo), as natural as possible (without the addition of external alcohol or synthetic molecules), with a pleasant taste (neither acid nor bitter), without an unpleasant odor and which does not make consumers sick. To meet these aspirations, an optimization of the production process is necessary, hence the initiation of this study. According to [20], malting aims to transform cereals into malt rich in enzymes such as amylases and proteases essential for the degradation of macromolecules into simple molecules necessary to obtain alcohol. As a result, the cell walls of the albumen of cereals are weakened, thus promoting the attack of the reserve constituents, which are degraded into molecules of low molecular weight. It promotes interesting biochemical modifications but can also lead to considerable losses of grain material as well as an increase in the content of nitrolosides, in particular toxic cyanogenic β -glycosides such as durrhine. Malting is therefore an important step that determines the quality of the drink obtained at the end of the process. Its mastery is essential for a quality drink. From one producer to another, the number of days of germination, one of the stages of malting varies, thus influencing the quality of the drink. In this study, after soaking, six (6) days of germination were tested under conditions similar to those of

traditional producers in the city of Korhogo (Côte d'Ivoire). For Wang and Fields (1978) compared to the improvement of nutritional value through malting, it takes 4 days of germination at 25°C or 2 days at 30°C or 3 days at 35°C for maize and 5 days at 25 °C or 6 days at 30°C or 3 days at 35°C for sorghum in order to have the highest values. The results after 6 days of germination show that a set of physical, biochemical, phytochemical characters, the temperature and the hydrogen potential of germinated grains vary according to the germination time. Sorghum moisture increases with germination time, reaching its maximum on the 5th day (46%) while that of maize reaches its maximum moisture on the 4th day (40%) of germination. This moisture content could be a favorable factor for enzymatic hydrolysis activities in germinated grains. It can then drop with drying, which marks the end of malting [21]. The hydrogen potential of cereal grains (maize and sorghum) subjected to soaking and sprouting are acidic. The longer the germination time, the more the medium becomes acidic. This corroborates the results obtained by [22] who indicated that the bacteria responsible for the natural fermentation of cereals were mainly made up of the original flora of the grains, and would be the basis of the acidity of starches. Previous results on steeping cereal grains for malting or production of fermented products conducted by [23] indicate that a lowering of pH results from uncontrolled natural lactic acid fermentation. This assertion can be justified by the increase in titratable acidity observed in the solution preparations resulting from the germination of sorghum and maize cereals during the 6 days of germination. The reducing sugar content in germinated maize and sorghum cereals after soaking increases with germination time. After 6 days of germination, these rates are multiplied by two. This increase can be explained by the principle of malting, which consists of degrading cereal polysaccharides. Indeed, malting leads to an increase in reducing sugar content during germination. Remember that malting aims to transform cereal grain into malt rich in enzymes [21] [24] [25]. Among these catalysts are alpha amylase and beta amylase. These enzymes hydrolyze starch, the main polysaccharide in cereals, into fermentable simple sugars in malt. The amounts of phytochemicals (polyphenols and tannins) highlighted in this study increase with germination time. This increase can be explained by the ongoing metabolic process in germinating maize and sorghum grains. According to [26], polyphenols are low molecular weight secondary metabolites produced by the plant in response to biotic or abiotic stress and which generally possess antifungal and antimicrobial properties. The ability of a species to produce these molecules is correlated with its resistance to aggression [27] [28]. The results obtained are in agreement with those of [29] whose research work focused on sorghum. As for the tannins, antioxidant molecules, they give the beer its color and particular

aromas. The tannin content at D0 respectively in sorghum and maize are 107.07 ± 2.9 mg/100g DM and 51.51 ± 1.76 mg/100g DM. After 6 days of germination, these levels increase to 191.64 ± 2.2 and 185.85 ± 1.7 mg/100g DM respectively in sorghum and maize. Thus, tannins represent poisons for bacteria and therefore a means of protecting beers from microorganisms. These results are in line with those of [30] who showed that the duration of germination made it possible to increase the tannin content. Optimum temperatures of amylase activities in germinated grain extracts of sorghum and maize are mesophilic (40 to 50°C). Indeed, low temperatures make it possible to have good enzymatic activities while high temperatures make it possible to accelerate germination and the production of enzymes at the beginning of this stage. Germinations were carried out at room temperature ranging from 25 to 28°C in the shade. These conditions are optimal for good germination coupled with an optimal level of hydrolysis of amylase activities. These enzymatic activities are optimal on the second day of germination. This peak of hydrolytic activity decreases with the duration of germination until the fifth day. This decrease in activity could be explained by the production of polyphenol which increases with the duration of germination due to metabolism. According to studies by [31] **Uriyo and Eigel (1999)** an interaction between enzymatic activities would lead to a low activity of β -amylase in sorghum malt. For [32] [33], polyphenols have a role of inhibitors of enzymatic activities, antioxidants, hormone regulators and complexing of metals. Enzymatic activities are progressively denatured beyond optimum temperatures. These results show that once exposed to temperatures exceeding 50°C, the germination process fades.

CONCLUSION

The objective of this study was to investigate the physicochemical characterization and determine the effect of temperature on the amylase activities of germinated maize and sorghum grains during malting. The results of this study revealed that certain parameters such as acidity, reducing sugars, polyphenols, tannins, and temperature condition the obtaining of a malt likely to influence the quality of dolo. Over a total of six days of germination, amylase hydrolytic activities were optimal on the second day. This rate drops gradually until the 6th day. In contrast, polyphenol content and tannins increase during germination due to metabolic activities. This production could be at the origin of an inhibitory effect of amylase activities. As for the pH, the increase in acidity in the medium would favor the obtaining of the necessary fermentable reducing sugars. The germination time set at 2 days makes it possible to obtain fermentable sugars for the preparation of alcoholic beverages according to the production conditions of traditional vendors.

REFERENCES

- [1] **Godon B.** Les constituants des céréales : nature, propriétés et teneurs. In: Godon B. (Ed.), *Biotransformation des produits céréaliers*. Ed. Lavoisier Tec & Doc, Paris, (1991). p 1-22.
- [2] **Cissé OIK, Faye G, Ali MS, Ayessou NC, Cissé M, Diatta M.** Diagnostic du procédé et caractérisation physicochimique et biochimique d'une boisson fermentée à base de mil: le Boumkaye. *Afrique Science*, (2016). **12**: 59-65.
- [3] **Konzou T., Agbodan K. A., Tchani G. W., Agbodan K. M. L., Boyode P. (2020).** Enhancement of local sorghum beer by using a simple chemical quality control method (Densimetry). *International Journal of Innovation and Applied Studies*, **29** (3) : 628-637.
- [4] **Shelke GV, Chavan AM.** Improvement of agronomically desirable genotypes for downy mildew disease resistance in Pearl millet [*Pennisetum glaucum* (L.) R. Br.] By recombination breeding. *Journal of Ecobiotechnology*, (2010). **2**(1): 16-20.
- [5] **Kadri A, Halilou H, Karimou I.** Cultivation of millet (*Pennisetum glaucum* (L) R. Br) and its production constraints: a review. *International Journal of Biological and Chemical Sciences*, (2019). **13** (1) : 503-524.
- [6] **Dicko MH, Gruppen H, Traoré AS, Voragen AGJ, Van Berkel WJH.** (Sorghum grain as human food in Africa: relevance of content of starch and amylase activities. *African Journal of Biotechnology*, (2006) **5**: 384-395.
- [7] **Aka S, Djè KM, Fokou G, Doumbia M, Ahoussi JMS, Bonfoh B.** Production Et Consommation Du Tchapalo À Abidjan : Typologie Des Brasseuses Et Des Consommateurs. *European Scientific Journal*, (2017) **13**(1) : 148-163.
- [8] **Chavan JK, and Kadam SS.** Nutritional improvement of cereals by fermentation. *Critical Reviews in Food Science and Nutrition* (1989) **28**: 349-400.
- [9] **Mbithi-Mwikya S, Van Camp J, Yiru Y, Huyghebaert A.** Nutrient and antinutrient changes in finger millet (*Eleusine Coracan*) during sprouting. *Lebensmittel-Wissenschaft und-Technologie*, (2000) **33**: 9-14.
- [10] **Mbofung CM, and Fombang EN.** Improving the digestibility and availability of nutrients from sorghum flour through improved malting techniques. 2nd International workshop: Food-based approaches for a healthy nutrition. Ouagadougou, (2003) pp 489-502.
- [11] **Kayodé APP, Ahouanse IS, Kotchoni SO, and Hounhouigan JD.** Optimisation du procédé traditionnel de maltage du sorgho pour la production de boissons fermentées. *International Journal of Biological and Chemical Sciences*, (2011) **5**(4): 1552-1561.
- [12] **Dewar J, Taylor JRN and Berjak P.** Determination of improved steeping conditions for sorghum malting. *Journal of Cereal Science*, (1997) **26**:129-36.
- [13] **Touwang C, Nso EJ, and Ndjouenkeu R.** Production Du Bili-Bili, Biere Traditionnelle De Sorgho Du Nord Cameroun : Diversité des procédés de production et qualité des produits. *European Scientific Journal*, (2018) **14** (36) : 207-224.

- [14] **Bernfeld P.** Amylase α and β , *Methods in enzymology* 1.S. P, Colswick and N.O.K (1955).
- [15] **Giamarchi P.** Dosage de l'activité alpha et béta-amylasique. In *Methodes d'Analyse*, Herzele P (ed). Laboratoire de Nutrition : Brazaville-Congo ; (1992); 1-8.
- [16] **AOAC.** Official Methods of Analysis (vol 2, 15th ed). Washington DC: Association of Official Analytical Chemists (1990).
- [17] **Singleton VL, Orthofer R, and Lamuela-Raventos RM.** Analysis of total phenols and other oxidation substrates and antioxidants by means of Folin-Ciocalteu reagent. *Methods in Enzymology*, (1999); 299: 152-178.
- [18] **Bainbridge Z, Tomlins K, Willings K, and Westby A.** Methods for assessing quality characteristics of non-grain starch staple. Part 4 advanced methods. National resources institute, University of Greenwich, UK ISBN 0-85954-400- (1996); 43-79.
- [19] **Pale DP, Kabore SJB, Taonda B. and Bougouma SC.** Mason. Economic assessment of malt and traditional beer (dolo) production in Burkina Faso S. *International Journal of Agricultural Economics and Extension I Vol.* (2019); 7 (2), pp. 001-006.
- [20] **Gernah DI, Ariahu CC. and Ingbian EK.** Effects of malting and lactic fermentation of some chemical and functional properties of maize (*Zea mays* L.). *American Journal Food Technology*, (2011); 6: 404-412.
- [21] **Ayernor GS and Ocloo FCK.** Physicochemical changes and diastatic activity associated with germinating paddy rice. *Africa Journal of Food Science*, (2007); 1: 37-41.
- [22] **Chavan, J. K. and Kadam, S. S. (1989).** Nutritional improvement of cereals by fermentation. *Critical Reviews in Food Science and Nutrition* 28: 349-400.
- [23] **Booyesen C, Dicks LMT, Meijering I and Ackermann A.** Isolation, identification and changes in the composition of lactic acid bacteria during the malting of two different barley cultivars. *International Journal of Food Microbiology*, (2002); 76: 63-73.
- [24] **Awoyinka OA and Adebawo OO.** Quality assessment and potential utilization of high amylolytic Nigerian maize cultivar. *Africa Journal Biotechnology*, (2008); 7: 4331- 4335.
- [25] **Mohammed A. M., Addy E. O. (2014).** Hydrolytic enzymes levels in malting cereals. *Advances in Biochemistry*, 2 (5): 76-79.
- [26] **Ahuja I, Kissen R and Bones AM.** Phytoalexins in defense against pathogens. *Trends Plant in Science*, (2012) 17(2):73-90.
- [27] **Polesani M, Bortesi L, Ferrarini A, Zamboni A, Fasoli M and Zadra C.** General and species-specific transcriptional responses to downy mildew infection in a susceptible (*Vitis vinifera*) and a resistant (*V. riparia*) grapevine species. *BMC Genomics*, (2010); 11(117): 1-16.

[28] **Malacarne G, Vrhovsek U, Zulini L, Cestaro A, Stefanini M, and Mattivi F.** Resistance to *Plasmopara viticola* in a grapevine segregating population is associated with stilbenoid accumulation and with specific host transcriptional responses. *BMC Plant Biology*, (2011). 11:114p.

[29] **Sanni DM and Fatoki TH.** Evaluation of malting properties and activities of three enzymes from sorghum (*Sorghum bicolor*) during malting. *African Journal of Food Science and Technology*, (2017); **8** (6): 090-098.

[30] **Ahmed SB, Mahgoub SA and Babiker BE..** Changes in tannin and cyanide contents and diastatic activity during germination and the effect of traditional processing on cyanide content of sorghum cultivars. *Food Chemistry*, (1996); 56(2): 159-162.

[31] Uriyo M and Eigel WE. Duration of kilning treatment on a-amylase, b-amylase and endo-(1,3)(1,4)-b-endoglucanase activity of malted sorghum (*Sorghum bicolor*). *Process Biochemistry* (1999); 35: 433–436.

[32] **Guiga W.** Identification of barley germination inhibitors and development of a treatment process for steep water in maltings for recycling. University of Lorraine (France). (2006). Thesis, 199p.

[33] **Trabzuni DM, Ahmed SEB and Abu-Tarboush HM.** Chemical Composition, Minerals and Antioxidants of the Heart of Date Palm from Three Saudi Cultivars. *Food and Nutrition Sciences*, (2014); **5**: 1379-1386.