

A study of Physical Fitness Index in Physiotherapy Students by using Modified Harvard Step Test

ABSTRACT

Background and Objective: Physical fitness implies performing an inactive task efficiently besides sense of physical, mental and social well-being and the ability to deal with crisis demanding unusual physical endeavor. In this study, the physiotherapy students of age group 17 to 22 years of Visakha Academy of Paramedical Sciences College of Physiotherapy were taken to assess their physical fitness.

Method: An observational study was done in 50 young male and female physiotherapy students by using Modified Harvard Step test to measure Physical Fitness Index.

Data Analysis: Statistical analysis was done using Chi Square test.

Result: Statistical analysis shows that physical fitness in physiotherapy students is not satisfactory. The Chi Square values show association between body mass index and physical fitness levels in physiotherapy students.

Conclusion: Physical fitness of physiotherapy students in Visakha Academy of Paramedical Sciences College of Physiotherapy, is not satisfactory. Subjects with higher BMI had lower physical fitness.

Keywords: Body Mass Index (BMI), Modified Harvard Step Test, Physical Fitness Index, Physiotherapy Students

1. INTRODUCTION

Physical fitness implies performing an inactive task efficiently along with sense of physical, mental and social well-being and the ability to deal with crisis demanding unusual physical endeavor. Low levels of physical fitness leads to obesity in individuals. In the past three decades the adult obesity rates have almost quadrupled. Physiotherapy students during their curriculum are dealt with different kinds of burdens and stress and due to a more sedentary lifestyle, there's a decrease in physical fitness levels. There is a necessity to know the Physical Fitness levels of our future **Physiotherapists, therefore they can acquire a healthy lifestyle right from the beginning, so that they stay motivated to be healthy throughout their walk of life.**

The two major challenges around the world for disease prevention and health are the epidemic of obesity and overweight. Many countries have witnessed the rise of obesity in their citizens double and even quadruple due to increasingly sedentary lifestyle, urbanization, industrialization and consumption of processed foods and high calorie diets over the past three decades. The healthy lifestyle of physiotherapy students facilitates the formation of physically fit professionals. Therefore, there is compelling evidence that the health of Physiotherapists matters, and their physical activity levels practices influence their clinical attitudes towards physical fitness. The available information provided by Dharmesh Parmar, Nikita Modh (July 2015) in their study concluded that the Physical fitness of physiotherapy students in Ahmedabad **Physiotherapy College is not satisfactory and Females are having better physical fitness. Further research is recommended to determine the available information, as it included only healthy and overweight BMI students excluding the Obese BMI students.**

In this study, the physiotherapy students of age group 17 to 22 years of Visakha Academy of Paramedical Sciences College Of Physiotherapy were taken to assess their physical fitness. The study setup was prepared in VAPMS College of Physiotherapy. The well-equipped Physiotherapy department with good infrastructure, adequate ventilation, basic resources like Harvard Step Bench, Stadiometer, and a weighing scale was provided, which efficiently helped in recording the physical anthropometry for pre and post-test evaluation. In this study, Physical Fitness Index of fifty physiotherapy students was assessed using a Modified Harvard step test.

2. MATERIAL AND METHODS

Study Design: Observational Study

Study Setting: Visakha Academy of Paramedical Sciences College of Physiotherapy, Madhurawada, Visakhapatnam.

Study Period: 2 months

Study Subjects: Physiotherapy Students

Sample size: 50 Students

Statistical Test: Chi Square Test

Inclusion Criteria

- a. Healthy young male and female Physiotherapy students.
- b. Aged between 17 to 24 years.
- c. BMI 18-40 kg/m²

Exclusion Criteria

- a. History of cardiovascular disorders.
- b. History of respiratory disorders
- c. History of diabetes mellitus, hypertension, bronchial asthma
- d. History of any vital surgery in the recent past.
- e. History of drug intake.
- f. History of alcohol and smoking.
- g. Students with locomotor and musculoskeletal disability.

Materials

- 1: Modified Harvard Step bench: It is used for Harvard Step exercise testing
- 2: Stopwatch: It is used to record the timing in seconds during the procedure
- 3: Metronome App: It is used to adjust the frequency of steps.
- 4: Weighing Machine: It is used to measure the weight.
- 5: Stadiometer: It is used to measure the height.

Modified Harvard Step Test Method

The subjects were asked to relax during the procedure.

Recording of Physical Fitness Index by using Modified Harvard Step Test. The subjects were asked to be lightly clothed. They were asked to sit quietly for 5 min. Then resting pulse rate was recorded by palpating the radial artery manually. Thereafter, they were asked to perform the stepping exercise.

The person who is taking the test steps up and down on a platform in a cycle of 2 seconds. The step is at a height of 33cms a wooden box. The rate of 30 steps per minute must be sustained for five minutes or until the point of exhaustion, which means the point at which the subject cannot maintain the stepping rate for 15 seconds.

Stepping up and down a 33 cms high step box at a rate of 30 times/min for 5 min. The total duration of the stepping exercise and post-exercise pulse rate at 1-1.5 minutes will be recorded.

Those with heart rates above 200 beats per minute, had heavy breathing, or unable to sustain, were stopped immediately. Once the participants have accomplished the step test or were ceased due to the aforementioned reasons, were quickly made to sit down on the box and rest.

The fitness test was conducted under close supervision. The detailed procedure of the exercise test was explained to the subjects & an actual demonstration was given before starting the test.

The Physical Fitness Index is calculated by using the following formulae.

$$\text{Physical Fitness Index} = \frac{(100 \times \text{test duration in seconds})}{(5.5 \times \text{pulse count between 1 and 1.5 minutes})}$$

According to the Modified Harvard Step test the following scores are used for classifying the physical fitness of study subjects.

Chart 1: Physical Fitness Index rating% (Edward L. Fox. et al., 1973)

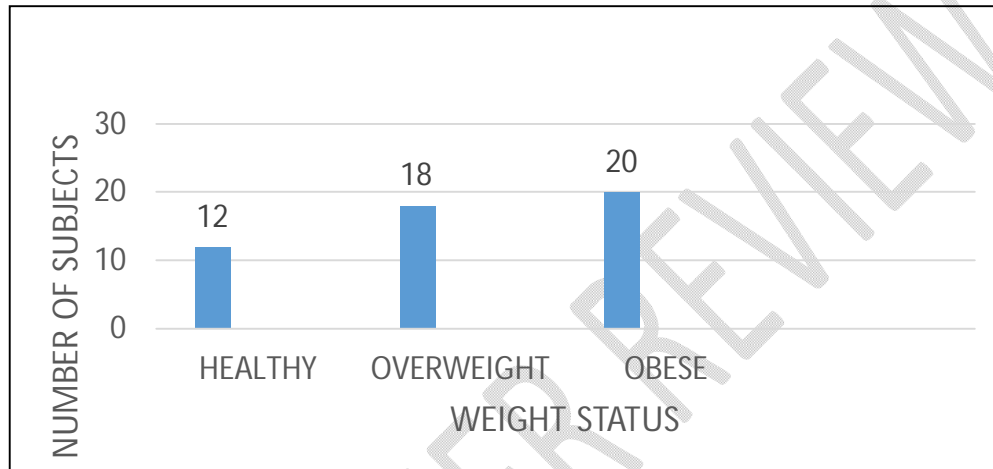
PFI RATING	PFI SCORE	
	Male	Female
○ Excellent	>115	>91
○ Good	103-115	84-91
○ Fair	91-102	77-83
○ Poor	<91	<77

3. DATA ANALYSIS

Statistical analysis was done using Chi square test.

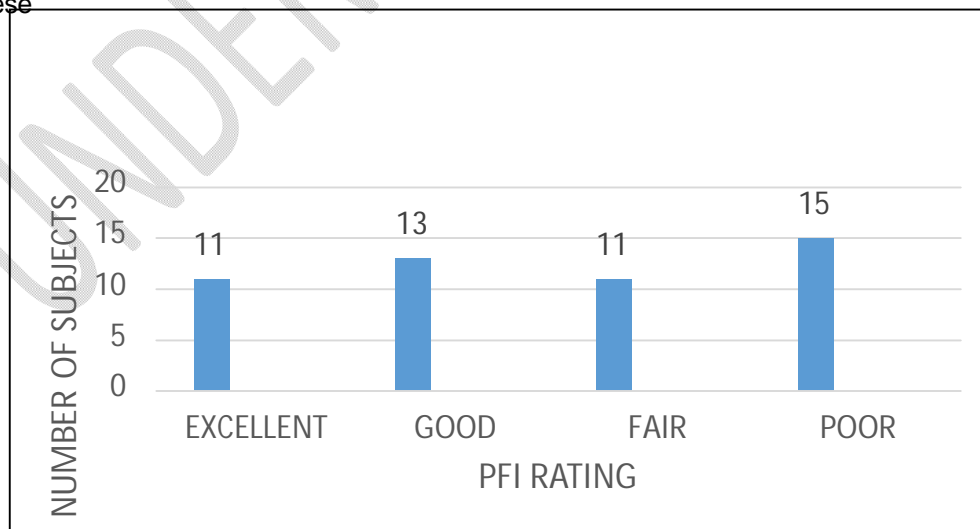
4. OBSERVATION AND RESULTS

Graph 1: The X- axis represents the weight status (Healthy BMI, Overweight BMI, Obese BMI) of the study subjects and the Y-axis represents the number of study subjects in the BMI category of Healthy, Overweight, and Obese.



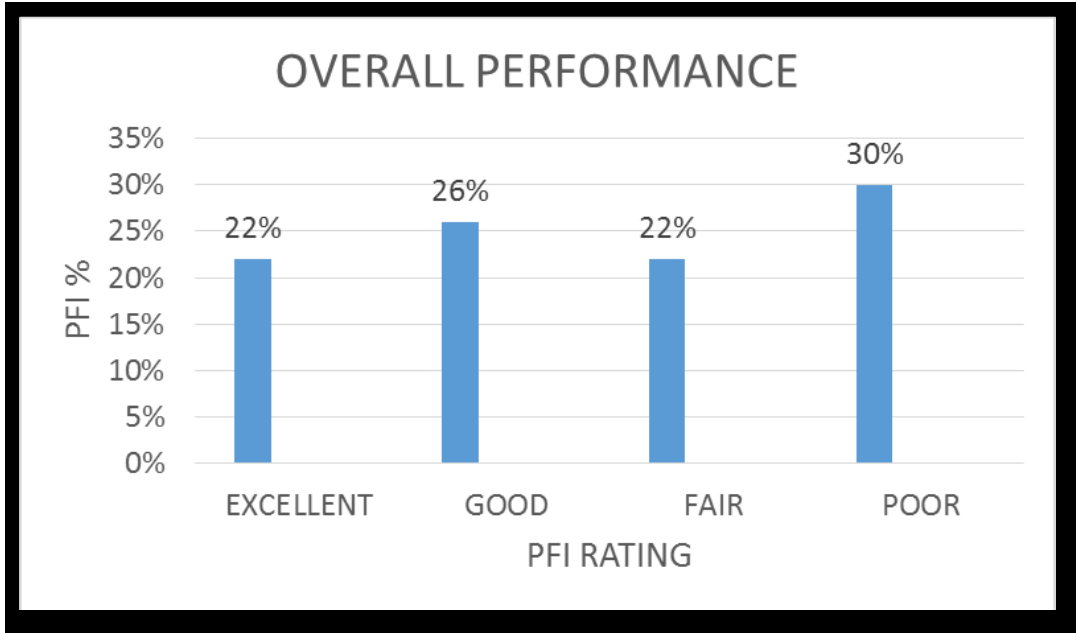
Graph 1: BMI STATUS OF STUDY SUBJECTS

Graph 2: The X- axis represents the PFI Rating (Excellent, Good, Fair, Poor) and the Y axis represents the number of study subjects in the BMI category of Healthy, Overweight and Obese



Graph 2 :PHYSICAL FITNESS INDEX AMONG STUDY SUBJECTS

Graph 3: The graph represents the data of Overall Performance of study subjects. The X-axis represents the PFI Rating and Y-Axis represents Performance Percentage 22% are excellent, 26% are good, 22% are fair, 30% are poor.



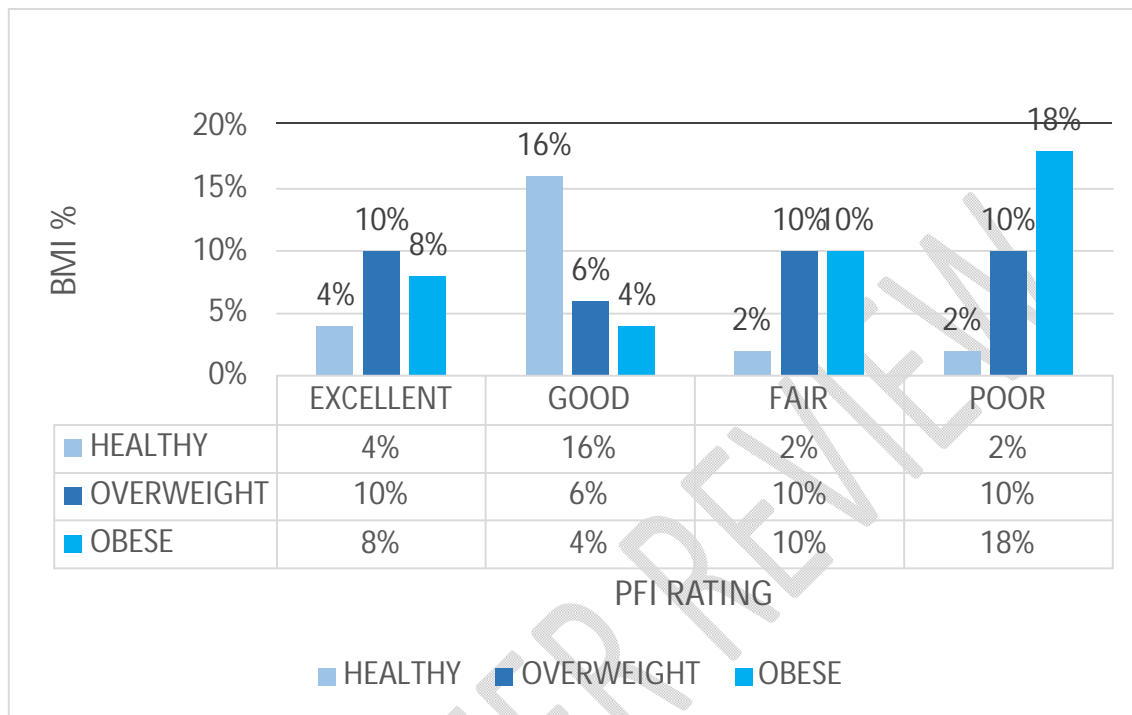
Graph 3 : Overall Performance

Table 1: Overall Performance of study subjects

	OVERALL PERFORMANCE		
	HEALTHY%	OVERWEIGHT%	OBESE%
EXCELLENT	4%	10%	8%
GOOD	16%	6%	4%
FAIR	2%	10%	10%
POOR	2%	10%	18%

UNDER PEER REVIEW

Graph 4: The graph represents the overall health status of study subjects. The X axis represents the PFI Rating and the Y axis represents the BMI Percentage.



Graph 4: OVERALL HEALTH STATUS

Table 2: Overall Health Status of study subjects

EXCELLENT			
TOTAL HEALTHY	OW	OBESE	TOTAL
2	5	4	11
4%	10%	8%	
GOOD			
TOTAL HEALTHY	OW	OBESE	
8	3	2	13
16%	6%	4%	
FAIR			
TOTAL HEALTHY	OW	OBESE	
1	5	5	11
2%	10%	10%	
POOR			
TOTAL HEALTHY	OW	OBESE	
1	5	9	15
2%	10%	18%	

Table 3: Chi square test

	EXCELLENT	GOOD	FAIR	POOR	ROW TOTALS
HEALTHY	2 (2.64) [0.16]	8 (3.12) [7.63]	1 (2.64) [1.02]	1 (3.60) [1.88]	12
OVERWEIGHT	5 (3.96) [0.27]	3 (4.68) [0.60]	5 (3.96) [0.27]	5 (5.40) [0.03]	18
OBESE	4 (4.40) [0.04]	2 (5.20) [1.97]	5 (4.40) [0.08]	9 (6.00) [1.50]	20
COLUMN TOTALS	11	13	11	15	

Chi square: **15.4509**, p: **0.017025**

The chi square values show association between body mass index and physical fitness levels in physiotherapy students.

5. DISCUSSION

The present study evaluated the physical fitness of fifty physiotherapy students using Modified Harvard Step Method. It has four grades of physical fitness based on the scoring obtained after the exercise. This is determined to be a satisfactory method for assessing physical fitness of Indians. Many authors have demonstrated the utility of this method in Indian subjects. This method was adopted by Sunil KR Das, Samita Mahapatra, Goutam Bhattacharya, Debatri Mukherjee in the year 1993 at Laboratory of Human Performance Assessment, Department of Physiology, University Colleges of Science and Technology, Calcutta.

In the present study Fifty physiotherapy students with a mean age of 21 years and mean BMI of 27.944 were evaluated for physical fitness in this study. It is important for future physiotherapists to know their level of physical fitness and try to improve on it. Ganeriwal SK, Sen SL, Khandare "in the year 1968 performed the HST in Indian Students, 51 female medical college students in the age group of 17 to 25 years using a stepping height of 18 inches" Banerjee PK and Chatterjee S "in the year 1983 studied the effectiveness of the Harvard step test in assessing the physical fitness in 54 Indian adolescent boys".

The present study showed that physiotherapy students with some regular physical activity and participation in sports activities are having excellent physical fitness when compared to the students who don't regularly exercise. Twenty two percent of subjects had excellent physical fitness. Twenty six percent of the subjects had fair physical fitness. Twenty two percent of the subjects had fair physical fitness and thirty percent of the subjects had poor physical fitness. It was found that Forty eight percent of subjects participated in the study

had grade 2' physical activity (like sports, athletics, gym, etc.) This study has clearly established that physical activity is an important factor and clairvoyant of physical fitness. Among subjects who had excellent physical fitness, pulse rate variability (pre and post exercise) was minimum and among subjects who had poor physical fitness index it was maximum. The present study is consistent with study by Hammond (1987) which says that "endurance athletes have lower resting and exercise heart rates which may be in part relate to down regulation of cardiac B-adrenergic receptors secondary to repeated and prolonged episodes of sympathetic stimulation during exercise".

"Physical fitness was inversely related with BMI, physical activity, and cardiovascular variables. Physical fitness had a statistically significant inverse relation with BMI. The students who regularly exercise were under the category of excellent physical fitness. In the present study subjects of VAPMS College of Physiotherapy, who had regular physical activity had better physical fitness and two variables were inversely related" [69].

The above results states that this study rejects Null Hypothesis thereby accepting Alternate Hypothesis that there is significant association between BMI and PFI in a study of physical fitness index in Physiotherapy students by using Modified Harvard Step Test.

There were few challenges faced during the period of research period due to COVID-19 pandemic. The required sample size and the willingness of the students participation was a challenge.

Some students have been identified as more likely to be excluded from research as a result of the coronavirus pandemic. Some students who have been recovered from the coronavirus have participated in the study and the result of their physical fitness was poor. There was difficulty in collecting the anthropometric parameters in students in such situation and to avoid diurnal variation all the exercise data were collected during morning hours between 9 am to 12 pm.

All the precautionary measures were taken throughout. Further research is recommended for this study as it has being observational, physical fitness is limited and was assessed only once for every subject. Early exhaustion during the exercise test usually makes it difficult to assess fitness.

The 33 cm height of the step bench makes it difficult for the short stature subjects to step up and down while comparatively, it becomes easier for the taller subjects.

Using this test to assess in large groups will be time consuming.

The results of this study are limited to the Physiotherapy students of VAPMS College only.

The recommendations for Physiotherapy students should be that they get encouraged to adopt a physically active lifestyle to maintain optimum fitness and health. The participation of students in sports activities at college should be made mandatory.

Being physically fit also ensures students being mentally fit, stress-free, energetic, and enthusiastic. It also helps in improving their professional growth.

6. CONCLUSION AND SUMMARY

Physical Fitness of Physiotherapy students at Visakha Academy Of Paramedical Sciences College Of Physiotherapy, Madhurawada, Visakhapatnam is not satisfactory. This may be due to the sedentary lifestyle and lack of sporting activities and also over-emphasis on academic pursuits.

Regular physical activity is an important determinant of physical fitness. Overweight and

Obesity decrease the physical fitness of individuals. Pulse rate variability is less among physically fit individuals during physical exercise.

An observational study was carried out in Visakha Academy Of Paramedical Sciences, Madhurawada, Visakhapatnam to know the Physical Fitness Levels in Physiotherapy Students. All the students satisfying inclusion criteria and willing were included in the study. Fifty students participated in this study. Modified Harvard Step Test was used to assess the Physical Fitness Index. This is a validated method for Indian subjects and classifies the subjects into four groups of physical fitness based on the scores obtained. Heart rate recovery after the exercise using the Modified Harvard Step is used to calculate the scores.

Results were analyzed using Chi Square statistics. 22% of students had excellent physical fitness, 26% of students had good physical fitness, 22% of students had fair physical fitness and 30% of students had poor physical fitness.

Subjects with higher BMI had lower physical fitness. Not all the Obese students in the study were poor in their physical fitness. 8% of the obese students were in excellent category.

9. CONSENT

All authors declare that 'written informed consent was obtained from the patient (or other approved parties) for publication of this case report and accompanying images.

10. Ethical Approval:

As per international standard or university standard written ethical approval has been collected and preserved by the author(s).

11. REFERENCES

- [1] Dharmesh Parmar , Nikita Modh Study of Physical Fitness Index Using Modified Harvard Step Test in Relation with Gender in Physiotherapy Students International Journal of Science and Research (IJSR) ISSN (Online): 2319-7064
- [2] Darshana Nariya, Simrankaur Sangtani, Prachi Shah, Dhruvi Patel Evaluation of Levels of Physical Activity among Students of S. S. Agrawal Institute of Physiotherapy and Medical Care Education IJCRRSection: HealthcareSci. Journal Impact Factor: dx.doi.org/10.31782/IJCRR.(2019)(2017)ICV: 71.54 (2015)
- [3] Adela Hruby, PhD, MPH and Frank B. Hu, MD, PhD, MPH The Epidemiology of Obesity: A Big Picture PMID: 25471927
- [4] Arthur m. Master, m.d.; Enid tribe Oppenheimer, B.Sc. Jama .A study of obesity circulatory, roentgen-ray and electro-cardiographic investigations 1652doi:10.1001.1929.027004600080031929;92(20)
- [5] Astrand, Rodahl K. Text Book of Work Physiology: Physiological basis of exercise. New York: McGraw Hill, 1986.
- [6] A.W SLOAN A modified Harvard step test for women PMID: 1959 doi: 10.1152/jappl.1959.14.6.985. Nov;14: 985-6.
- [7] Bishan Bindu Bandyopadhyay, Haripada Chattopadhyay: Body fat in urban and rural male college students of Eastern India <https://doi.org/10.1002/ajpa.1330540114>. First published: January 1981
- [8] "PK Banerjee, legend of Indian Football, dies at 83". ESPN. 20 March 2020. Retrieved 25 March 2020.
- [9] Sloan aw, Keen applied the harvard step test to members of the rowing and rugby clubs of capetown university at the beginning of the academic year and again after 2-4 months of systematic training for these competitive sports.sloan aw. keen en. the harvard step test of dynamic fitness. triangle:5:358-63.(1962)
- [10] Flemish youth Benedicte Deforche , Johan Lefevre, Ilse De Bourdeaudhuij, Andrew P Hills, William Duquet, Jacques Bouckaert. Physical fitness and physical activity in obese and non-obese (3):434-41. doi: 10.1038/oby.2003.59. 2003 Mar 11
- [11] K. Kapoor, Ajay Kumar, Mahesh Chandra*, P.k. Misra, B. sharma and S. Awasthi. Cardiovascular responses to treadmill exercise testing in anemia Volume 34—july 1997.
- [12] AV. Bock, C. Vancaulaert, D. B. Dill, A. Fölling, L. M. Hurxthal Studies in muscular activity III. Dynamical changes occurring in man at work First published: 10 October 1928.
- [13] AV. Bock, C. Vancaulaert, D. B. Dill, A. Fölling, L. M. Hurxthal Studies in muscular activity III. Dynamical changes occurring in man at work First published: 10 October 1928.
- [14] Lucien Brouha M.D. The Step Test: A Simple Method of Measuring Physical Fitness for Muscular Work in Young Men Published online: 20 Mar 2013.
- [15] Cogswell, Robert C, Henderson, Charles R.,& Berry, George Some observations of the effects of training on pulse rate, blood pressure and endurance in human using the step test (Harvard), treadmill and electrodynamics brake bicycle ergometer, American Journal of Physiology, 146,422-27. (1946).
- [16] Cotton, D.J. A comparison of selected trunk flexibility tests. American Corrective Therapy Journal, 261, 24- 2(1972).

- [17] F. S. Cotton and D. B. Dill .On the relation between the heart rate during exercise and that of the immediate postexercise period. 31 March (1935)
- [18] Cruchet R, Moulinier r, Schneider EC .18 studied the physiology of muscular activity and stated that the systolic pressure plateau was maintained throughout exercise by the subject in good physical condition while it fell below normal during the exercise period in the unfit (untrained) subject (1939).
- [19] Daliaa Biswas and Jayant R. Kher Indian j physiol pharmaco cardiorespiratory changes associated with graded exercise and determination of aerobic power in male medical students (18-19years) 1996;40(1)
- [20] Das Sk, Adhikari a, Goshthakur d" studied the PFI using HST on 134 athletic boys having ages ranging from 12 to 25 years (1988).
- [21] Das Sk, Nath N, Ray a studied the PFI with Astride Jump Test (AJT) on 78 boys and 74 girls having age 11 to 14 years from a school situated near Calcutta (1988).
- [22] Das Sk, Nath N, Roy a 22 studied the PFI with astride jump test on 218 school girls having age 12 to 16 years (1990).
- [23] Das SK, Roy a" 23 studied the physical fitness scores of 170 schoolboys having age 11 to 18 years with the astride jump test as an alternative to the Harvard Step Test. (1986)
- [24] Das SK, Nath N, Ray a 24 studied the PFI using astride jump test as an alternative of Harvard step test in 218 school girls having age 12 to 16 years in the suburban area of Calcutta in which 19% girls had excellent and 16% had poor physical fitness. (1990)
- [25] Dr. Madhusudhan .U conducted a study to know the effect of high & low-intensity aerobic training on the physical fitness index, the results found that after 14weeks of aerobic training both the exercise groups had improved in pfi, but the high-intensity group had a significant ($p<0.05$) improvement in PFI (97.18 -101.14) than low-intensity group (98.12-100.6). (2005)
- [26] C. M. Fletcher, P. C. Elmes, A. S. Fairbairn, and C. H. Wood1959 Significance of Respiratory Symptoms and the Diagnosis of Chronic Bronchitis in a Working Population 1.10.1136/bmj.2.5147.257 PMID: 13823475.
- [27] Fletcher JG, Lancet studied the test which meant the endurance athletes will always excel in the test which is physiologically slanted towards aerobic capacity such as is necessary for moderate-intensity middle distance running. The taller endurance athlete will also do well in this test as they are at a physiological advantage in contrast to the shorter, heavier power event athlete who will seem disproportionately unfit. (1958).
- [28] Gallagher, J. Roswell, & Brouha, Lucien .A Simple Method of testing the Physical Fitness of Boys. Research Quarterly (1943).
- [29] Ganerwal SK, Sen SL, Khandre" performed the HST in 51 female medical college students in the age group of 17 to 25 years using a stepping height of 18 inches and observed that there is a negative correlation between fitness index and body weight and fitness index and resting pulse rate and a positive correlation between fitness index and body height (1968).
- [30] George e welch, Robert a Bruce, William C Bridges, Dean Johnson A, Lehmann JH, et al. evaluated the exercise performance of 20 normal subjects ranging in age from 22 to 49 years and 20 patients from 13 to 77 years of age with the various cardio-respiratory disease using a new step test in comparison with a previously described treadmill procedure (1952)
- [31] Harish EA, L Pool MB proposed clinical exercise tolerance tests, which are closely related to tests of fitness for athletic, industrial and military purposes. (1958)

- [32] Hill AV studied the muscular movement in man and has determined the time course of recovery and has applied his results to the practical management of track events that are run in heats. (1927)
- [33] Jain AK studied the cardiorespiratory responses to steady-state in sedentary men 20-30 years old. (1983)
- [34] JH Mc Curdy studied the adolescent changes in heart rate and blood pressure. The study stated that the cardiovascular mechanism is controlled by the lower, older, and more stable portion of the central nervous system. (1910)
- [35] Johnson, Brouha, darling also formulated the short form in the long-form, the pulse is counted to 1 to 1.5, 2 to 2.5, and 3 to 3.5 minutes after the exercise in the short form, the pulse is taken only once i.e 1 to 1.5 minutes after the exercise. (1942)
- [36] John L Patterson, Ashton Graybeil, Harry F Lenhardt, Johnes Madsen M studied physical fitness using capacity step test on 305 volunteer subjects ranging in age from 18 to 44 years. (1964)
- [37] Khandre SS. Observations on modified Harvard step test in healthy Indian Subjects. Indian Medical Gazette (1968)
- [38] Master AM and Oppenheimer ET. A simple exercise tolerance test for circulatory efficiency with standard tables for normal individuals. Am J Med Sci ;177:223-43.(1929)
- [39] Master Sarada Subramanya, Madhava K, Singh Hd .Modified by adding another step to increase the sensitivity by doubling the workload to 10,000 ft-lb and this came to be known as the double master test. (1942).
- [40] Master AM. Augmented two step test. Trans Assoc Life Ins Med Dis Am :54:42-59.(1971)
- [41] Nicholas J Fortuin, James L Weiss. Exercise stress testing. Circulation 56(5):699-710. (1977)
- [42] Pansare MS, Pradhan SG, Kher JR, Aundhkar UG, Joshi AR. Study of effect of Exercise on physical fitness tests and pulmonary function tests in tribal girls of Maharashtra SNIPES 3(4):39-43.(1980)
- [43] Peter. V Karpovich. Lieutenant Colonel, Merritt P Starr, Captain Robert W Kimbre, Major Charles G Stall, et al. Weiss physical reconditioning after rheumatic fever. JAMA;130(13):1198-203. 1946
- [44] Reedy Jd, Saiger gl, Hosler rh studied the evaluation of the Harvard step test concerning factors of height and weight. (1958)
- [45] Rhyming I modified step test for the evaluation of physical fitness. arbit physiol;15:235-8. (1953)
- [46] Roswell J Gallagher, Lucien Brouha. Physical fitness. JAMA;125(12):834-8. (1944)
- [47] Shivappa G.C studied physical fitness index with modified harvard step in medical students in the age group of 17-22 years with varying degrees of physical activity. (2012)
- [48] Sidhu Ls, Bhatnagar Dp, Singal Kullar Ak, bhant jl. Age changes in working capacity from oxygen consumption and heart rate on bicycle ergometer. ind j sport se ped;3(1):23-8. (1991)
- [49] Sloan aw, Keen applied the harvard step test to members of the rowing and rugby clubs of capetown university at the beginning of the academic year and again after 2-4 months of systematic training for these competitive sports.sloan aw. keen en. the harvard step test of dynamic fitness. triangle:5:358-63.(1962)

- [50] Sunil KR Das, Susmita Mahapatra, Goutam Bhattacharya, Debatri Mukherjee. Determination of Physical Fitness Index (PFI) with modified Harvard Step Test (HST) in young men and women. *Indian J Physiol and Allied Science* 47(2):73-6. (1993)
- [51] Dharmesh Parmar , Nikita Modh Study of Physical Fitness Index Using Modified Harvard Step Test in Relation with Gender in Physiotherapy Students *International Journal of Science and Research (IJSR)* ISSN (Online): 2319-7064
- [52] Sunil KR Das, Samita Mahapatra. Goutam Bhattacharya, Debatri Mukherjee in the year 1993 demonstrated the utility of this method in Indian subjects for assessing physical fitness of Indians.
- [53] Ganeriwal SK, Sen SL, Khandre" performed the HST in 51 female medical college students in the age group of 17 to 25 years using a stepping height of 18 inches and observed that there is a negative correlation between fitness index and body weight and fitness index and resting pulse rate and a positive correlation between fitness index and body height. (1968).
- [54] "PK Banerjee, legend of Indian Football, dies at 83". ESPN. 20 March 2020. Retrieved 25 March 2020
- [55] Bamini Gopinath, Annette Kifley, Paul Mitchell stated that a higher level of physical activity increases the likelihood of surviving an additional 10 years free of chronic diseases, cognitive impairment and functional disability. 2018 Jul 12;8(1):10522. doi: 10.1038/s41598-018-28526-3.
- [56] Amalie Rullestad, Eivind Meland and Thomas Mildestvedt stated that factors which predicted physical activity after two years were a positive attitude towards physical fitness. *J Environ Public Health*. 2021 Feb 24;2021:9105953. doi: 10.1155/2021/9105953. eCollection 2021.
- [57] Ganeriwal SK, Sen SL, Khandre" performed the HST in 51 female medical college students in the age group of 17 to 25 years using a stepping height of 18 inches and observed that there is a negative correlation between fitness index and body weight and fitness index and resting pulse rate and a positive correlation between fitness index and body height. (1968).
- [58] Mota J, Flores L, Ribeiro JC, Santos MP. Relationship of single measures of cardiorespiratory fitness and obesity in young schoolchildren. *Am J Hum Biol* 18, 335-341
- [59] Hammond stated that endurance athletes have lower resting and exercise heart rates which may be in part relate to down regulation of cardiac B-adrenergic receptors secondary to repeated and prolonged episodes of sympathetic stimulation during exercise. *Z Kardiol* 1992;81 Suppl 4:71-8.
- [60] Darren E R Warburton 1, Crystal Whitney Nicol, Shannon S D Bredin studied Health benefits of physical activity: the evidence *CMAJ*. 2006 Mar 14;174(6):801-9. doi: 10.1503/cmaj.051351.
- [61] Dipayan Choudhuri, Soma Choudhuri, Manjunath Aithal studied Relationship Between Cardiovascular function and Markers of Adiposity in Young Female Subjects *Int J Med Sci Public Health*. 2014; 3(2): 161-164 doi: 10.5455/ijmsph.2013.07112013
- [62] Pansare MS et al., which showed that one month training is sufficient to bring about increase in physical fitness index and pulmonary function test.1980

- [63] Lt. Col. Gupta KK showed that there was significant improvement in physical fitness score after 34 days of training. the HERITAGE family study. *Med Sci Sports Exerc.* 1998;30:252–258
- [64] J S Hanson, and W H Nedde studied long term physical training effect in sedentary females 01 JUL 1974 <https://doi.org/10.1152/jappl.1974.37.1.112>
- [65] Shashikala L and Ravipati Sarath studied Effects of Exercise on Pulmonary Function Test 2011 Vol. 1 (3) JulySeptember
- [66] D R Bassett Jr , E T Howley studied Limiting factors for maximum oxygen uptake and determinants of endurance performance *Med Sci Sports Exerc.* 2000 Jan;32(1):70-84. doi: 10.1097/00005768-200001000-00012.
- [67] Anthony W. Baross ,David A. Hodgson, Sarah L. Padfield, and Ian L. Swaine studied Reductions in Resting Blood Pressure in Young Adults When Isometric Exercise Is Performed Whilst Walking Volume 2017 |Article ID 7123834
- [68] Bríain ó Hartaigh, PhD,a,b,* Marco Pahor, MD,c Thomas W. Buford, PhD,c John A. Dodson, MD,d Daniel E. Forman, MD,e and Thomas M. Gill, MDb, For the LIFE Study Group Physical activity and resting pulse rate in older adults: findings from a randomized controlled trial *Am Heart J.* Author manuscript; available in PMC 2015 Oct 1. Published in final edited form as: *Am Heart J.* 2014 Oct; 168(4): 597–604. Published online 2014 Jul 30. doi:10.1016/j.ahj.2014.07.024
69. Shivappa GC, Revathi Devi ML, Manjunatha SN. Physical Fitness among Doctors Working in a Tertiary Care Teaching Hospital. *CHAIRMAN, EDITORIAL BOARD.* 2020 Jan;8(1):148.

12. APPENDIX

• MASTERCHART

NAME	STATUS (BMI)	HEIGHT(cm)	WEIGHT(m2)	BMI	PULSE RATE(1 to 1.5 sec)	PFI SCORE	PFI RATING
1	H	161	62.85	24.2	57	95.69	EXCELLENT
2	H	155	58.7	24.4	60	90.9	GOOD
3	H	144	48.4	23.3	61	89.41	GOOD
4	H	165	56	20.6	69	79.05	FAIR
5	H	159	58.9	23.3	61	89.41	GOOD
6	H	155	44.85	18.7	73	74.71	POOR
7	H	160	58.9	23	62	87.97	GOOD
8	H	175	74.55	24.3	63	86.58	GOOD
9	H	156	44.85	18.4	61	89.41	GOOD
10	H	182	73.6	22.2	60	90.9	GOOD
11	H	158	59	23.5	59	92.44	GOOD
12	H	174	64.1	21.2	56	97.4	EXCELLENT
13	OW	154	60.3	25.4	59	92.44	EXCELLENT
14	OW	157	62.5	25.2	64	85.22	GOOD
15	OW	160	66.5	26	54	101.01	EXCELLENT
16	OW	160	69	27	62	87.97	GOOD
17	OW	158	80.5	32.2	59	92.44	EXCELLENT
18	OW	155	62.55	25.9	68	80.21	FAIR
19	OW	157	70.5	28.4	61	89.41	GOOD
20	OW	161	68	26.2	71	76	POOR
21	OW	154	71	29.9	72	75.75	POOR
22	OW	152	63	27.3	66	82.64	FAIR
23	OW	147	55	25.5	65	83	FAIR
24	OW	148	57	26	58	94.04	EXCELLENT
25	OW	160	68	26.6	74	73.71	POOR
26	OW	177	87	27.8	66	82.64	FAIR
27	OW	172	78	26.4	67	81.4	FAIR
28	OW	168	76	26.9	75	72.72	POOR
29	OW	178	88	27.8	57	95.69	EXCELLENT
30	OW	170	78	27	77	70.83	POOR
31	O	145	65.9	31.3	63	86.58	GOOD
32	O	165	87.25	32	56	97.4	EXCELLENT
33	O	150	62.05	24.2	62	87.97	GOOD
34	O	147	74.55	34.5	68	80.21	FAIR
35	O	174	92	30.4	78	69.93	POOR
36	O	157	77	31.2	69	79.05	FAIR
37	O	157	76	30.8	80	66.51	POOR
38	O	142	80	39.7	58	94.04	EXCELLENT
39	O	160	90	35.2	83	65.71	POOR
40	O	148	67	30.6	69	79.05	FAIR
41	O	176	101	32.5	82	66.51	POOR
42	O	180	107	33	84	64.9	POOR
43	O	183	104	31.3	86	63.42	POOR
44	O	186	110	31.8	59	92.44	EXCELLENT
45	O	178	105	33.1	67	81.4	FAIR
46	O	164	100	37.2	87	62.69	POOR
47	O	175	96	31.3	66	82.64	FAIR
48	O	178	99	31.2	59	92.44	EXCELLENT
49	O	175	93	30.4	89	61.2	POOR
50	O	186	107	30.9	90	60.6	POOR

- PICTURES

1) MODIFIED HARVARD STEP TEST PROCEDURE PERFORMANCE BY THE FEMALE SUBJECT



2) MODIFIED HARVARD STEP TEST PROCEDURE PERFORMANCE BY THE MALE SUBJECT



UNDER PEE

REVIEW



3) MEASUREMENT OF PULSE RATE IN THE FEMALE SUBJECT



4. MEASUREMENT OF PULSE RATE IN MALE SUBJECT

