

OSMO-Microwave Drying of Pineapple (*Ananas comosus*) Slices: Mass Transfer Kinetics and Product Quality Characterization

Abstract

This present research aimed to investigate the effect of slice thickness and concentration of the osmotic solution on mass transfer kinetics, the color profile of osmotically dehydrated pineapple slices, and product quality characteristics of osmotically dehydrated microwave-dried (ODMWD) products. Three slice thicknesses (0.5, 1, and 1.5 cm) and three concentrations of osmotic solution (40, 50, and 60 °Brix) were used. The mass transfer kinetics (moisture reduction behaviour, weight loss, solid gain), physicochemical properties (color, TSS, pH, titratable acidity, vitamin C, and total sugar), and total phenolic content of pineapple slices were analyzed. During osmotic dehydration, the moisture reduction behaviour of 0.5 cm slices was faster in all osmotic solutions, whereas water loss and solid gain were higher for all slices treated with 60 °Brix. Both slice thickness and concentration of the solution significantly affected the color of OD pineapple slices. For ODMWD products, total soluble solids (TSS), pH, ascorbic acid content, total sugar, and total phenolic content increased for all slice thicknesses with an increase in osmotic solution concentration, whereas titratable acidity exhibited the opposite result. The rehydration ratio was higher in 0.5 cm slices for all solution concentrations. According to the finding, pineapple fruits can be dehydrated by using 60 °Brix solution concentration with 0.5 cm slices for making dehydrated pineapple fruit, and osmotic dehydration followed by microwave drying of pineapple fruit could be used for value-added processing products.

Keywords: mass transfer, microwave drying, Osmotic dehydration, pineapple, product quality

Introduction

Pineapple (*Ananas comosus*), a tropical fruit, is cultivated mostly in both tropical and subtropical climates and is known for its fantastic juiciness, intense flavour, and abundance of medical advantages (Hossain et al., 2017). After bananas and citrus, pineapple is the third-most valuable tropical fruit worldwide. In Bangladesh, pineapple ranks fourth in terms of total growing area and production (Hossian & Abdulla, 2015). In the fiscal year 2018–2019, Bangladesh produced 217,000 tons of pineapples (BBS, 2020). Mature pineapple fruit contains high moisture content, high sugars, soluble solid content, ascorbic acid, the protein-digesting enzyme (bromelain), citric acid, malic acid, and vitamins A and B. Further, pineapple has a considerable quantity of calcium, potassium, vitamin C, crude fibre, and other minerals that are helpful for the digestive system and aid in keeping a healthy weight and balanced diet (Hossain et al., 2017). Moreover, pineapple lowers blood pressure, treats inflammatory diseases, contributes in weight loss, and protect against diabetes and free radical damage (Septembre-Malaterre et al., 2016).

However, pineapple has a relatively short shelf life because of its high moisture and nutrient content, which speeds up microbial activity and causes deterioration. In industrialized countries, post-harvest losses of fruits often account for 20 to 25 percent of total fruit production, and considerably higher in developing countries (Sharma et al., 2009). In Bangladesh, it was estimated that post-harvest losses of pineapple accounted for around 25% of the overall production, with an annual economic loss of TK 550.58 core (Hossain et al., 2017).

Drying is considered one of the oldest techniques of food preservation, and approximately 20% of the world's perishable crops are dried to extend their shelf-life (Chakraverty et al., 2003). Among various pre-treatment prior to drying, osmotic dehydration (DO) preserves the fruits by reducing water activity and results in lower drying time, better textural quality, sensory and nutritional characteristics, flavor enhancement, and color stabilization (Ozdemir et al., 2008; Saputra, 2001). It minimizes energy consumption for subsequent drying processes and promotes the final quality of the product (Amami et al., 2008; Arslan & Özcan, 2011). Furthermore, it improves product stability in a fresh-like state and prevents microbiological deterioration (Yadav et al., 2012). However, Many factors influence the rate of mass transfer during osmotic dehydration, including the food product's specific surface

area, temperature, immersion period, solute concentration and composition, mode of solid-liquid phase interaction, pressure, and product-to-solution ratio (Verma et al., 2014).

Microwave drying is becoming more popular over conventional dryings because of its several advantages, such as speed of operation, energy efficiency, better process control, and quicker start-up and shut-down times (An et al., 2022). Microwave-assisted osmotic dehydration (MWOD) demonstrated improvements in rehydration properties, porosity, overall dehydration coefficient (ML/SG), drying time, and shrinkage (Li & Ramaswamy, 2006; Pereira et al., 2007). Silva et al. (2012) studied the effect of osmotic solution prepared from sucrose, with or without calcium lactate, and ascorbic acid on mass kinetics and effective diffusion coefficients of pineapples during osmotic dehydration. Sethi and Kaur, 2019 investigated the individual and combined effect of sucrose, honey and solutions on physicochemical quality parameters of pineapple cube which was dried in a tray dryer at 60 °C. Correa et al. (2011) examined the influence of microwave-vacuum drying (50, 60, and 70 °C) of pineapple with osmotic dehydration by sugar concentration (40, 50, and 60 °Brix) as a pretreatment on its physical and chemical properties. Botha et al. (2012) optimized the quality of combined osmotic dehydration (with 55° Brix sucrose solution at 40 °C for 90min) and microwave assisted air dried (inlet air temperatures between 30 and 70 °C) of pineapple using constant power emission. To our best knowledge, a handful number of researches was carried out on MWOD of pineapples and most of them used sucrose osmotic concentration. There has not been any research on the combined effects of sucrose, honey, and salt as an osmotic agent for evaluating pineapple quality.

Therefore, the aim of this study was to investigate the dehydration kinetics and quality characteristics in terms of color, rehydration, and physicochemical profile of dehydrated pineapple by using a combination of honey, sucrose, and salt as an osmotic agent.

2. MATERIALS AND METHODS

2.1 Materials, Chemical reagents and Equipment

Sugar (Fresh Refined Sugar), salt (ACI, Bangladeshi Salt), and pure honey (78 °Brix) were purchased from local market Jashore, Bangladesh. The analytical grade chemicals such as 2,6-dichlorophenol indophenol dye, 0.1N NaOH, phenolphthalein indicator, 3% metaphosphoric acid, Folin-Ciocalteu reagent, Na₂CO₃ used which were all obtained from Sigma Aldrich Chemical Co. (St. Louis, MO, USA). The apparatus was required for this study was digital refractometer, water bath, colorimeter, glassware etc.

2.2 Sample collection and preparation

Fresh and mature ripe pineapple (variety: *Giant Kew*) were purchased from a local food store in Jashore, Bangladesh, during November and December of 2021 and stored at 3°C before use. The samples were thoroughly washed with running water to remove adhering soil and other debris. Then the pineapples were then peeled and sliced using a sharp knife into three different slice thicknesses of 0.5 cm, 1 cm, and 1.5 cm with an area of approximately 8.5 cm².

2.3 Osmotic solution preparation

The osmotic solutions were prepared using a mixture of refined sugar (Fresh Refined Sugar), salt (ACI, Bangladeshi Salt), and pure honey (78 °Brix) at three different concentration levels 40, 50, and 60 °Brix according the method reported by Tippanna et al., (2019).

2.4 Experimental design

A two-factor (3×3 factorial) completely randomized design (CRD) was employed where the two factors were the slice thickness and concentration of the osmotic solution. The research was divided into two parts: osmotic dehydration of pineapple slices in a mixed osmotic solution (sugar, salt, and honey) up to a certain level and then microwave drying of the osmotically dehydrated product. In the first part, the pineapple slices were immersed in osmotic solutions in beakers at a constant temperature of 50° C for 4-6 h in a water bath for osmotic dehydration. The fruit-to-solution ratio was maintained at 1:10 (Nazaneen et al., 2017). The moisture loss in the samples was checked every 30 min intervals. The dehydrated slices were drained and blotted with absorbent paper to remove the excess solution. In the second part, osmotically dehydrated pineapple slices were again subjected to microwave drying using a microwave oven (MW73AD-B/D2, Samsung, Bangladesh) at 40 °C temperature (700 watts operating at a frequency of 2450 MHz) for 2-3 h. The cavity dimension of the microwave oven was (W× H×D) 330 mm x 211 mm x 309 mm. Glass plate rotates for 5 min⁻¹, and the direction of 360° rotation can be changed by pressing the on/off button. Time adjustment is made with the aid of a digital clock located on the oven. One dish containing 100 g of sample was placed on the centre of a turntable fitted inside the microwave cavity and processed until the slices were dried entirely. The pineapple slices were arranged in a thin layer on a rotating, 245 mm-diameter glass plate. At 30-minute intervals, the sample was taken off the glass plate and placed on the digital balance (Radwag, Radom, Poland) to measure the amount of moisture loss in the sample. The final moisture content of the samples was brought down to 14-16% (wet basis). The dried slices were cooled to room temperature and packed in an HDPE pack with sealing. Then it was stored in a

refrigerator at 3°C temperature for future quality analysis of the dried product. A schematic flow chart of the whole experiment is presented in **Fig. 1**.

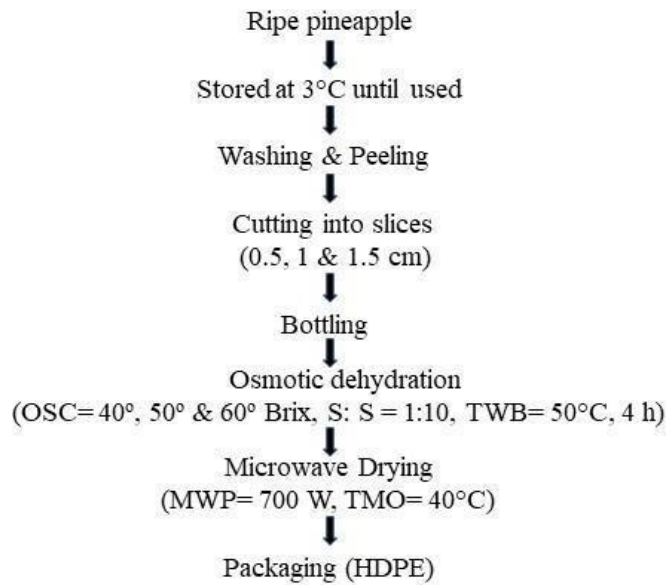


Fig. 1. Osmotic dehydration followed by microwave drying of Pineapple slices. (OSC= Osmotic solution concentration, S:S =Sample weight to solution ratio, TWB = Temperature in water bath, TMO= Temperature in Microwave oven, MWP = Microwave power, HDPE = High-density polyethylene.

2.5 Mass transfer parameters

The mass transfer characteristics of the samples (fresh and treated), including the water loss (WL), moisture content (MC), and solid gain (SG), were determined, according to (Manzoor et al., 2021) by the following equations

$$\text{Moisture Loss (ML \%)} = \frac{\text{Weight of Initial moisture} - \text{Weight of final moisture}}{\text{Initial weight of the sample}} \times 100\% \dots\dots (i)$$

$$\text{Solid Gain (SG \%)} = \frac{\text{Weight of final solid} - \text{Weight of initial solid}}{\text{Initial weight of the sample}} \times 100\% \dots\dots(ii)$$

$$\text{Moisture content (MC\%)} = \frac{\text{Initial weight of sample} - \text{Final weight of sample}}{\text{Initial weight of sample}} \times 100\% \dots\dots(iii)$$

2.6 Rehydration ratio

The pineapple slices were rehydrated by submerging them in distilled water for 24 hours at room temperature. Eq. (iv) was used to estimate the rehydration ratio as suggested by Gamboa-Santos et al., (2012).

$$\text{Rehydration ratio} = \frac{\text{Weight of rehydrated sample}}{\text{Weight of dehydrated sample}} \dots\dots (iv)$$

2.7 Ascorbic acid (vitamin C), Total Soluble Solids, Titratable acidity, and pH

The ascorbic acid content was determined by the titrimetric (dye reduction) method according to the method described by Ranganna, 1986. Total soluble solids (TSS) were estimated by using a digital refractometer (HI 96801, refractometer, China) according to the method AOAC (2005). The refractometer was calibrated to zero with distilled water before sample analysis. The titratable acidity of fruit and fruit products is estimated through the titration of the fruit sample with 0.1N NaOH by using phenolphthalein as an indicator according to the method AOAC (2005). The p^H of the samples was determined using a p^H meter (Digital p^H meter, China). The pH meter was calibrated with standard buffer solution, such as buffer at p^H 4.0 allowed by p^H 7.0 before analysis of samples.

2.8 Color characteristics

The Hunter color lab system (coordinate L^* , a^* , b^*) using a colorimeter (CR400, Konica Minolta) was used for the color determination of fresh and ODMWD pineapple samples. Hue angle and chroma were also calculated from the CIE L^* , a^* , b^* using Equations (v) and (vi).

Hue angle (degrees) = $\arctan (b^*/a^*)$ (v)

Chroma = $(a^{*2}+b^{*2})^{1/2}$ (vi)

2.9 Total phenolic content

The total phenols (TP) of the sample were estimated using the methods outlined by (Iguar et al., 2012). Folin-Ciocalteu reagent (1.25 mL), distilled water (15 mL), and pineapple extract (0.25 mL) were mixed for 15 s before being allowed to sit for 8 minutes to conduct the experiment. After this, 3.75 mL of 7.5% Na_2CO_3 and 25 mL of distilled water was added to the mixture to bring it the desired volume. After 120 min of incubation in the dark at room temperature, the blue color absorbance was measured at 765 nm. The TP content in samples was calculated using a gallic acid standard calibration curve and represented as mg GAE/100 g dry weight.

2.10 Statistical Analysis

The statistical analysis was carried out using a two-factor (3×3 factorial) experiment in completely randomized design (CRD). Each sample was replicated thrice. Statistical software (SPSS windows version 27) was used with Duncan's Multiple Range Test analysis at 95% confidence level.

3. RESULTS AND DISCUSSION

3.1 Moisture reduction behaviour

The moisture reduction behaviour of pineapple slices (0.5, 1, and 1.5 cm) during osmotic dehydration at different concentration levels (40, 50, and 60 °Brix) are shown in Fig. 2a. It was observed that moisture loss was quicker during the initial period of osmotic dehydration, and then the rate of moisture reduction decreased with increasing dehydration time. Additionally, during the start of the osmotic dehydration process, the rate of water elimination was more pronounced. This behavior results from a rise in the osmotic pressure gradient between the fresh sample and the concentrated solution. Because cell membrane permeability increases with temperature, the cell membrane is encouraged to stretch and plasticize, which facilitates mass transfer. As a result, the increase in water loss is greater at higher temperatures (Vieira et al., 2009). During osmotic dehydration, moisture loss after 240 min varied from 34.09% to 42.17% at different concentration levels of osmotic solution. From all the figures, we observed that 0.5 cm slices showed rapid moisture reduction from pineapple fruits, and 60 °Brix solution tended to remove moisture higher than 40 and 50 °Brix solution. The higher solution concentration conditions demonstrated higher moisture reduction due to increased internal moisture pressure during osmotic dehydration. Similar findings were reported by Selvakumar & Tiwari (2018) on osmotic dehydration of carrot slices was higher when the higher concentrated solution was applied for dehydration. In addition, Saputra (2001) pointed out that the moisture reduction behaviour of osmotically dehydrated pineapple is significantly affected by solution type, concentration, temperature, and immersion time. Nazaneen et al. (2017) reported that osmotically dehydrated pineapple slices required shorter drying time and had less of an impact on nutritional characteristics than the control samples. Mahesh et al. (2017) studied honey as an osmotic agent increased the osmotic dehydration of pineapple slices. Mirzayi et al. (2018) experimented on osmotic dehydration of banana slices using a combination of salt and sucrose. They pointed out that the higher the percentage of salt results in higher moisture reduction. The results are also supported by a study on osmotic dehydration of kiwifruit (Cao et al., 2006). In addition to having low solid absorption, honey has significant osmotic pressure due to its water bonding

potential in pineapple slices. Due to their low solid gain and significant water loss, osmotic solutions are recommended for osmotic treatments of pineapple (Ispir and Toğrul, 2009).

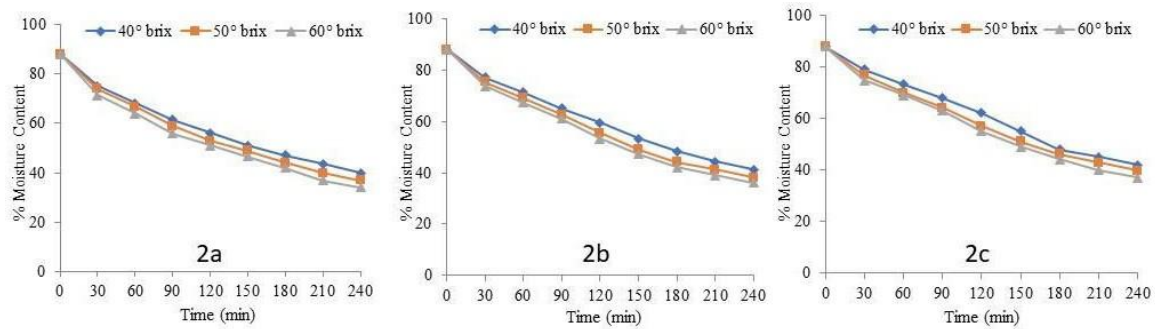


Fig. 2. Moisture reduction behavior of (2a) 0.5 cm thick slices (2b) 1.0 cm thick slices (2c) 1.5 cm thick slices during osmotic dehydration

3.2 Water loss

The percent water loss (WL) values of the pineapple slices treated with different osmotic solution concentrations are summarized in Fig. 3. The water loss of all samples gradually increased with the increasing dehydration time for all solution concentrations. Initially, the WL of the same thick slice was almost equal in the different solution concentrations, but it was found to increase in higher osmotic solution concentration with the increase in dehydration time. This may be due to increased osmotic driving forces between the sample and solution (Thalerngnawachart & Duangmal, 2016). The rate of WL was higher for the 0.5 cm slice at all different solution concentration than the 1 cm and 1.5 cm slices at the beginning of the osmotic dehydration process. The rapid increase in the rate of water loss while the SG is being plunged might be caused by the simultaneous interaction of solids entering and moisture leaving, i.e., sucrose transfer might be caused by a diffusional phenomenon and the two transfer processes might be interdependent. In earlier study, Azoubel & Murr (2004), reported that, water loss and solid gain increased with increase in sugar concentration and immersion time. Tippanna et al. (2019) also found that the rate of mass transfer in the fruit varied with osmotic solution concentration. They also reported that utilizing a 60% sucrose solution resulted in a water loss of 25.22% for pineapple fruit. These findings demonstrated that WL increased as contact time increased. Similar results were noted when dehydrating cucumber, apples, and seedless guava in the microwave (Fasina et al., 2002; Azarpazhooh and Ramaswamy, 2012; Ganjloo et al., 2014).

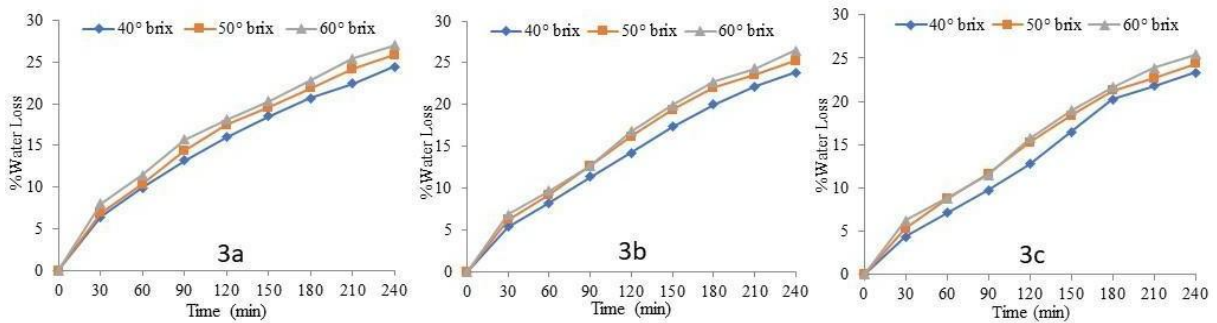


Fig. 3. Water loss (%) of (3a) 0.5 cm thick slices (3b) 1.0 cm thick slices (3c) 1.5 cm thick slices during osmotic dehydration

3.3 Solid gain

The percent Solid gain (SG) of all treatments was found to be increased with increasing solution concentration and dehydration time, depicted in Fig. 4, as reported in previous studies (Corrêa et al., 2011; Manzoor et al., 2021). SG rate of 0.5 cm slice was initially higher than 1 cm and 1.5 cm slices in three different (40°, 50° and 60° Brix) osmotic solution concentration. The 0.5, 1 and 1.5 cm slices exhibited a sharp increase in SG up to 60 min, 120 min and 150 min of OD, respectively and afterwards a gradual increase in SG was observed in all osmotic solution concentration. Chandra and Kumari (2015) reported a similar pattern is that the rise in soluble solid content increases with time. However, at higher concentrations at 60 °Brix the SG rate was high for three different slice thicknesses. This may be because of the higher chemical potential difference between the sample and the osmotic solution (Manzoor et al., 2021). The end of osmotic dehydration process, a highest SG value of 9.08 % was determined for the sample of 0.5 cm thickness immersed in 60 °Brix solution whereas the least SG (4.61%) recorded for the sample of 1.5 cm thickness immersed in 40 °Brix solution. Additionally, when the concentration of the solute increased, the absorption of solids increased. The increase in the osmotic gradient between the fruit sample and the osmotic solution is what caused this particular behavior. Additionally, the osmotic agent's low molecular weight makes it easier for it to enter the fruit tissue's cells, favoring solid gain (Eren and Kaymak Ertekin, 2007; Panagiotou et al., 1999).

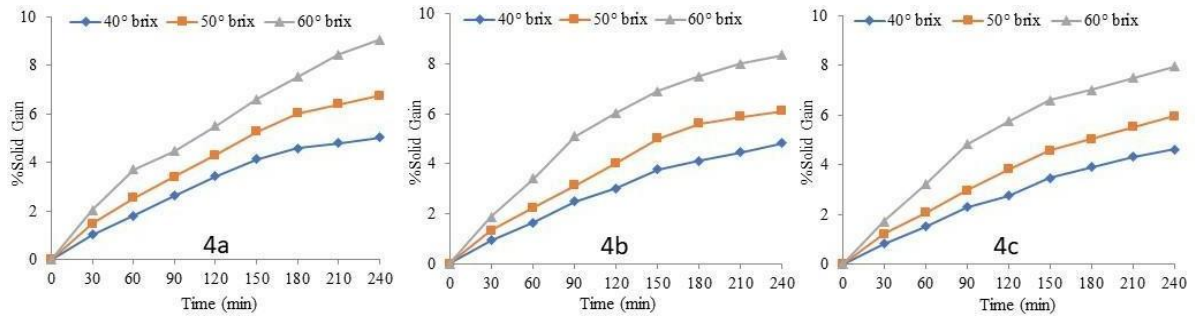


Fig. 4. Solid Gain (%) of (4a) 0.5 cm thick slices (4b) 1.0 cm thick slices (4c) 1.5 cm thick slices during osmotic dehydration

3.4 Color attribute of Osmo-dehydrated pineapple slices

Food products, particularly fruits, are evaluated first and foremost by their color changes, which indicate how well consumers receive them. A significant difference in color parameters (L^* -lightness, a^* -redness, and b^* -yellowness) among the osmotically dehydrated samples was observed in this study, as shown in **Table 1**. The initial L^* value of fresh pineapple slices was 50.97. During OD, an increase in L^* value was observed in all 0.5 cm slices, whereas a significant reduction was seen in all 1 cm and 1.5 cm slices treated with the same osmotic solution concentrations. This is possibly due to the variation in slice thickness which affects the water loss from the sample. According to Falade et al. (2007), osmotic dehydration causes the cytoplasm to contract due to water loss of fruits and results in a reduction in food brightness. The L^* value of all slices increased with an increase in solution concentration. As time passes during osmotic dehydration, water moves from samples into solutions and solutes move from solutions into samples; as a result, L^* of osmo-dehydrated samples increased and the color became lighter due to the lower water content and subsequently slower rate of enzymatic browning reactions. A significant increase in the chromatic coordinate, a^* , was witnessed with the increase in thickness and solution concentration. Sucrose concentration increases cause a larger water loss from the solution, which may raise the tissue's pigment content and so improve the product's chromaticity. The highest value of a^* was found to be 20.03 for the 1.5 cm slices treated with 60 °Brix. The chromatic coordinate of the b^* value of fresh was 43.40, which was noticed to decrease with the increase in slice thickness and solution concentration. After OD, a significant decline was observed in the 1.5 cm slices treated with 60 °Brix from 43.40 to 21.47. The hue angle (H) of the slices changed from yellowness towards redness with increasing the slice thickness and solution concentration. The Hue angle of 1.5 cm slice immersed in 60 °Brix experienced the

lowest H-value of 46.99. The chroma of treatments corresponded with the b* value. Ahmed et al. (2016) reported that the high sucrose concentration around the samples reduces sample discoloration and prevents color degradation. This variance could be explained by the pigment migration from pulp to solution and the enzymatic or non-enzymatic browning (Nisha et al. 2010). Manzoor et al. (2021 and Chutintrasri & Noomhorm (2007) also reported the variation of color attributes of osmotic dehydrated fruits samples at the different concentration levels of osmotic solutions.

3.5 Microwave drying of Osmo-dehydrated pineapple slices

3.5.1 Drying time

The drying time of microwave drying of Osmo-dehydrated pineapple slices is shown in Fig. 5. The drying time was affected by the pineapple slice's thickness. The final moisture content of the 0.5, 1, and 1.5 cm slices was obtained to 14 -15% (wet basis) in 90, 110, and 180 min, respectively. The drying time increased with the increase in thickness may be due to the increased distance traveled by moisture to the surface (Limpaiboon, 2011). A similar effect of thickness on drying time has been reported by Azimi-Nejadian & Hoseini (2019) for potato slices, whereas Akal et al. (2014) observed a relatively little effect at low microwave power for Kiwi slices.

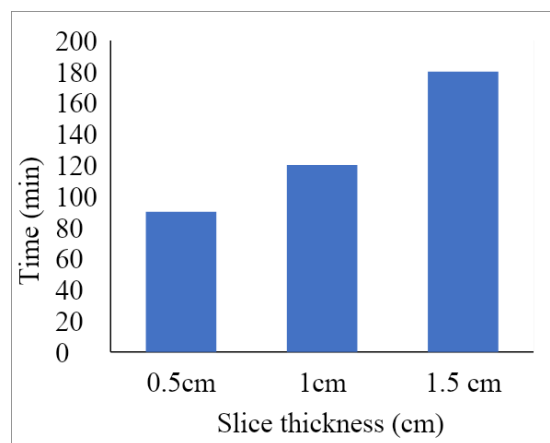


Fig. 5. Drying time of OD pineapple slices at 50°C temperature

3.6 Physicochemical properties of Osmo-dehydrated microwave-dried (ODMWD) pineapple slices

3.6.1 Total soluble solids, titratable acidity, and pH

Total soluble solids (TSS), Titratable acidity, and pH of osmotically dehydrated followed by microwave-dried (ODMWD) pineapple slices are summarized in **Table 2**. The amount of soluble sugars, organic acids, and other minor components is represented as total soluble solids (TSS). The TSS of all treatments increased with an increase in the concentration of the osmotic solution and increased in slice thickness at the same concentration level. TSS content gradually increased in each sample, which may have been caused by a drop in moisture content. The highest TSS value was 14.29% for the 1.5 cm slices treated with 60° Brix solution, whereas the lowest TSS value was 7.63% for the 0.5 cm slice immersed in 40 °Brix solution. Chaudhary et al. (2019) found similar results on the osmotic dehydration of pineapple slices at 40, 50, and 60 °Brix concentration levels. Zhao et al. (2017) also reported similar findings that osmotically dehydrated frozen mango cuboids had more total soluble solids. They discovered that after submerging mango samples in a strong sugar solution, the TSS increased. Our findings support the study of Expedito et al. (1996), who found that TSS content of osmotically dehydrated pineapple cubes increased substantially.

Titrate acidity (TA), which is significant for the sensory qualities of the fruit, is a measure of the amount of organic acids present in the fruit. The TA of pineapple slices decreased as the concentration of osmotic solution increased. In our study, the highest value of TA (0.22) was found for 1.5 cm slices treated with 40 °Brix solution, whereas the lowest value of TA (0.10%) was obtained for 1 cm slice immersed in 60 °Brix solution. Mishra et al. (2016) reported that increasing the concentration of the osmotic solution led to a decrease in the acidity of the fruit slices and this might be due to outflow of water under osmotic pressure from fruit slices. Chaudhary et al. (2019) also reported the same result when they conducted an experiment on the osmotic dehydration of pineapple slices at 40, 50, and 60 °Brix solution concentration levels.

The pH is one of the most important factors that affect the growth of microflora in foods. In this study, the pH of pineapple slices increased as the concentration of osmotic solution increased, and pH decreased as an increase in slice thickness. Acidity and pH are inversely correlated; the lower the pH, the greater the acidity and vice versa. Additionally, after osmo-dehydration, pH values increased with rising osmotic concentrations. Dehydration led to greater solid gain and less water loss at higher osmotic concentrations, which altered the

relative quantities of different solutes. The highest pH value of 6.84 was obtained in a 0.5 cm thick slice treated with 60 °Brix solution, and the lowest pH value of 6.38 was found in a 1.5 cm thick slice immersed in 40 °Brix solution.

3.6.2 Vitamin C

The vitamin C content of Osmo-dehydrated microwave-dried (ODMWD) pineapple slices is summarized in Table 2. The slice thickness and solution concentration did not show any significant effect on vitamin C content except for the 1.5 cm slice treated with 60 °Brix solution. The vitamin C content of all samples was near about 30 mg/100 g, whereas the 1.5 cm slice immersed in 60 °Brix solution possessed the highest vitamin C of 35.60 mg/100 g. Vitamin C content of samples decreased with increasing osmotic concentrations, because higher osmotic pressures can accelerate the loss of water from tissues and cause more vitamin C to leach out of cells along with water during osmotic dehydration. The level of structural collapse and vitamin C content are connected. Because structural collapse increases material density, it might also affect the degradation rate of vitamin C (Forni et al. 1997). However, the pre-treatment with sucrose (osmosis) had a significant protective impact on the ascorbic acid loss during drying. The sample treated with 60 °Brix solution retained the highest vitamin C, most likely due to the sugar effect resulting in a reduction in loss of soluble components, for example, ascorbic acid (Saputra, 2001). A similar effect of osmotic solution concentration on pineapple slices has also been reported by Salazar et al. (2019).

Table 1. Color attributes of osmotically dehydrated pineapple slices treated with different osmotic solution concentrations.

Sample Thickness s (cm)	Osmotic solution concentration														
	40 °Brix					50 °Brix					60 °Brix				
	L*	a*	b*	C	H	L*	a*	b*	C	H	L*	a*	b*	C	H
Fresh	50.97±4	5.83±3	43.4± ₂	43.79±3.5	82.35±1.6	50.97±4.0	5.83±2.8	43.4±2.6	43.79±3.5	82.35±1.6	50.97±4	5.83±2.8	43.4±2.6	43.79±3.5	82.35±1.6
0.5	62.40 ^b	7.20 ^d	53.17 ^a	53.66 ^a	82.29 ^a	64.57 ^a	7.60 ^d	51.20 ^a	51.76 ^a	81.56 ^{ab}	65.97 ^a	9.33 ^c	33.30 ^c	34.58 ^c	74.35 ^c
1.0	42.63 ^d	7.47 ^d	38.03 ^b	38.76 ^b	78.89 ^b	43.50 ^d	8.90 ^c	37.87 ^b	38.90 ^b	76.77 ^{bc}	47.50 ^c	9.50 ^c	36.57 ^{bc}	37.78 ^b	75.44 ^c
1.5	37.17 ^e	13.50 ^{bc}	27.27 ^d	30.43 ^d	63.66 ^d	42.03 ^d	15.63 ^b	24.10 ^{de}	28.72 ^d	57.03 ^e	43.80 ^d	20.03 ^a	21.47 ^e	29.36 ^d	46.99 ^f

Note: L* -lightness, a* -redness, and b* -yellowness, C- chroma and H-hue angle. Values represent the mean of three replicates. Different lowercase superscript letters in the same column symbolize statistical differences (P < 0.05) between the samples.

Table 2. Chemical properties of Osmo-dehydrated microwave-dried (ODMWD) pineapple slices.

Slice thickness s (cm)	Osmotic solution concentration											
	40 °Brix				50 °Brix				60 °Brix			
	%TA	pH	%TSS	Vitamin C (mg/100 g)	%TA	pH	%TSS	Vitamin C (mg/100 g)	%TA	pH	%TSS	Vitamin C (mg/100 g)
0.5	0.22±0.02 ^a	6.71±0.02 ^b	7.63±.15 ^c	28.60±3.06 ^b	0.21±0.02 ^a	6.81±0.01 ^a	9.76±0.06 ^d	30.35±2.27 ^a	0.16±0.02 ^b	6.84±0.02 ^a	11.60±0.11 ^c	31.40±3.05 ^a
1.0	0.17±0.02 ^b	6.68±0.03 ^b	9.13±0.06 ^c	31.50±3.20 ^a	0.13±0.01 ^d	6.71±0.02 ^b	11.27±0.15 ^d	31.95±2.33 ^a	0.10±0.01 ^e	6.80±0.020 ^a	11.57±0.21 ^c	32.73±3.95 ^a
1.5	0.22±0.01 ^a	6.38±0.04 ^c	9.23±0.15 ^a	31.97±3.50 ^a	0.17±.02 ^b	6.49±0.02 ^b	12.23±0.058 ^b	32.93±1.35 ^a	0.14±.01 ^{cd}	6.67±0.03 ^b	14.29±0.5 ^a	35.60±3.55 ^a

Note: Values represent the mean of three replicates. Different lowercase superscript letters in the same column symbolize statistical differences (P < 0.05) between the samples.

3.6.3 Total Sugar Content

The total sugar content of ODMWD pineapple slices is depicted in Fig. 6. In our study, the total sugar content of samples was not affected by slice thickness, whereas the concentration of Osmo-solution showed an effect. Total sugar content increased with the increase of concentration of the osmotic solution and increase mass reduction effect due to loss in moisture content. Additionally, sucrose was the main compound in total sugars due to its incorporation from the OD solution, increased the total sugar content. Total sugar content increased with the increase of concentration of the osmotic solution. The highest total sugar content was found in the 0.5 cm thick sample treated in 60 °Brix solution. The sample with 1.4 cm in thickness and 40 °Brix solution treatment had the lowest total sugar concentration. An increase in total sugar content after microwave drying could be attributed to the hydrolysis of sucrose during the drying process.

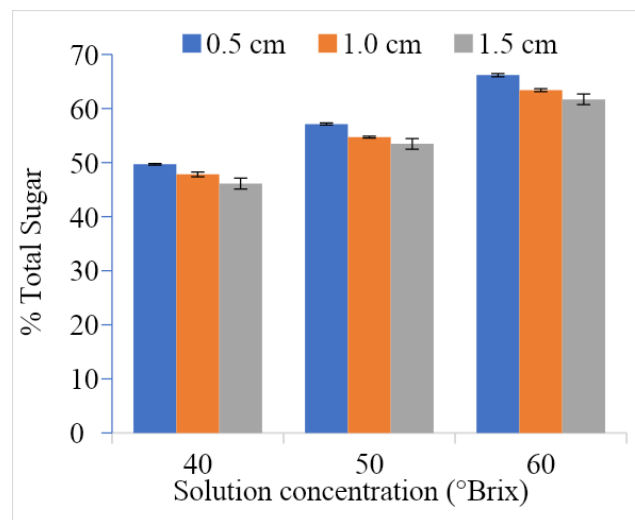


Fig. 6. Total sugar content (%) of ODMWD pineapple slices.

3.6.4 Rehydration ratio

Rehydration is one of the dried food product quality indicators. The degree of rehydration a product provides is a good indicator of how fresh it is. The capacity of water uptake during rehydration can be measured using the rehydration ratio. It indicates the substance's capacity to return to its original properties (Nishadh & Mathai, 2014). It also provides information about internal damage in the product that occurred during drying (Tripathy & Kumar, 2009). The rehydration capacity of the dried fruits is not affected by the drying conditions of the microwave programs (Botha et al., 2012). The results of the rehydration ratio of ODMWD

pineapple slices are depicted in Fig. 7. The thickness of the sample slice showed an effect on the rehydration ratio. The 0.5 cm slices possessed a higher rehydration ratio than other samples in all three different concentrations of osmotic solution. The osmotic solutions concentration showed the same effect on the water rehydration of ODMWD samples. More concentrated fruit components are associated with a greater rehydration ratio. A larger rehydration ratio could have resulted from the absorption of more water due to the presence of more tissues (Ramallo & Mascheroni, 2012). A high rehydration ratio indicates that the dried material is of high quality because pores allow water to penetrate the cells (Okpala & Ekechi, 2014). Onal et al. (2019) and Atares et al. (2008) found that after being osmotically dehydrated, apple cylinders retained solutes more effectively. According to a number of earlier studies, immersing various fruits and vegetables in a concentrated sugar solution protects their cell walls (Adiletta et al., 2016b; Betoret et al., 2015; Albanese et al., 2007; Aktas, et al., 2007).

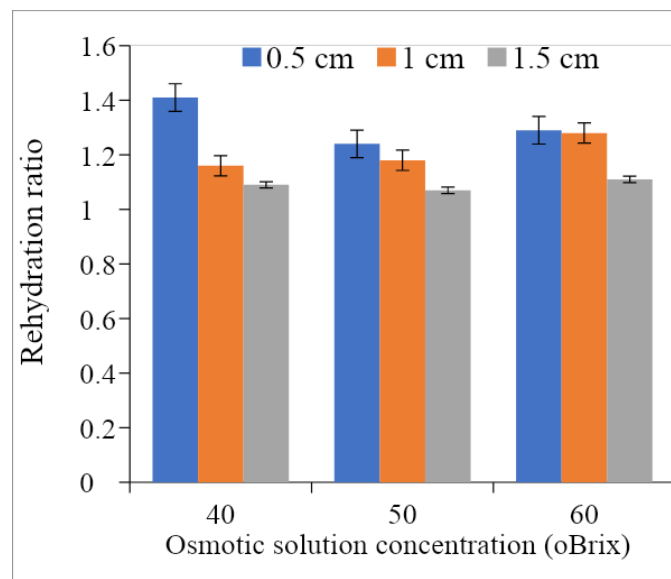


Fig. 7. Rehydration ratio of ODMWD pineapple slices

3.6.5 Total phenolic content of ODMWD pineapple slices

The total phenolic content (TPC) of all ODMWD samples is shown in Fig. 8. The slice thickness and concentration of the osmotic solution demonstrated an effect on the TPC of the final dried product. The sample treated with 60 °Brix exhibited a gradual increase with an increase in slice thickness, whereas the 40 °Brix treated sample possesses a gradual decrease with an increase in slice thickness. The highest value of TPC of 78.5 mg GAE/100g was

recorded for the sample of 1.5 cm thickness and treated with 50 °Brix solution. In this study, the retention of antioxidant activity is greater at higher concentration levels of osmotic solution. Le and Konsue (2021) demonstrated low sucrose consumption may have a detrimental impact on the end product's TPC levels. Giovanelli et al. (2012) also reported that the osmotic agent used in osmotic dehydration has a direct impact on the retention of bioactive substances. The retention of more TPC in slices may be due to the high concentration of osmotic solution promoting a protective impact on the fruit's surface by limiting the outflow of antioxidant substances (Almeida et al., 2015). These results agreed with those of Rahman et al. (2018). The reduction of TPC indicated that the phenolic compounds may have transfer from fruit to osmotic solution during the OD process under the influence of concentration gradient, leading to a lower phenolic content (Kebe et al. 2014). A high concentration of sucrose promotes a protective effect on the surface of the fruit by preventing the outflow of antioxidant compounds. The retention of antioxidant activity is greater at higher sugar levels. These results agreed with those of Almeida et al. (2014).

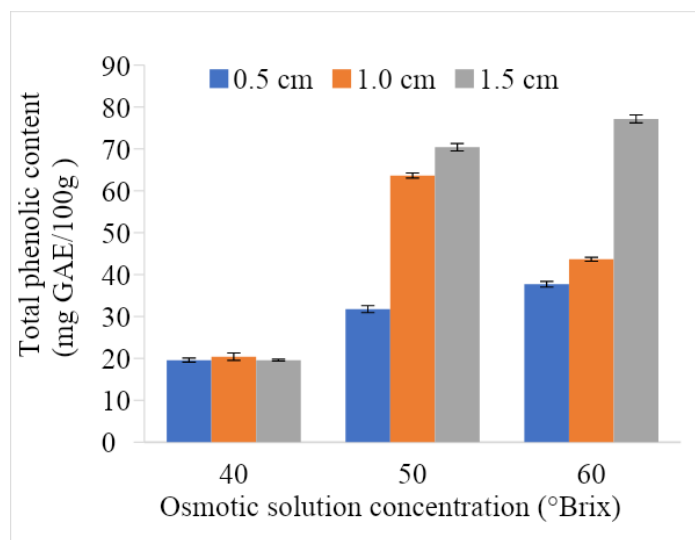


Fig. 8. Total phenolic content of ODMWD pineapple slices

Conclusion

In the research study, microwave drying and rehydration were performed after OD of pineapple slices. Variation in slice thickness and the concentration of the solution was found to have an effect on the mass transfer kinetics and physiochemical properties and the phenolic content of both OD and ODMWD pineapple samples. Osmosis, used as a pre-treatment before microwave drying, successfully reduced drying time. Therefore, it can be concluded that the proposed research not only facilitates faster moisture removal from pineapple fruits but also yields quality dehydrated slices. The outcomes of this study indicated that osmotic

dehydration followed by microwave drying of pineapple fruit could be used for value-added processing products.

References

- Adiletta, G., Russo, P., Crescitelli, A., & Di Matteo, M. (2016). Combined pretreatment for enhancing quality of dried and rehydrated eggplant. *Food and Bioprocess Technology*, 9(11), 1912-1923. DOI: 10.1007/s11947-016-1778-y.
- Ahmed, I., Qazi, I. M., & Jamal, S. (2016). Developments in osmotic dehydration technique for the preservation of fruits and vegetables. *Innovative Food Science & Emerging Technologies*, 34, 29-43. DOI: 10.1016/j.ifset.2016.01.003.
- Ahrné, L. M., Pereira, N. R., Staack, N., & Floberg, P. (2007). Microwave convective drying of plant foods at constant and variable microwave power. *Drying Technology*, 25(7–8), 1149–1153. <https://doi.org/10.1080/07373930701438436>.
- Akal, D., Çelen, S., Kahveci, K., & Akyol, U. (2014). An experimental study on microwave drying behavior of kiwi. *Materials, Methods & Technologies* 8, 449-456 (2014). <https://www.scientific-publications.net/en/article/1000194/>.
- Aktas, T., Fujii, S., Kawano, Y., & Yamamoto, S. (2007). Effects of pretreatments of sliced vegetables with trehalose on drying characteristics and quality of dried products. *Food and Bioprocess Technology*, 85(3), 178-183. DOI: 10.1205/fbp07037.
- Albanese, D., Cinquanta, L., & Di Matteo, M. (2007). Effects of an innovative dipping treatment on the cold storage of minimally processed Annurca apples. *Food Chemistry*, 105(3), 1054-1060. DOI: 10.1016/j.foodchem.2007.05.009.
- Almeida, J. A. R., Mussi, L. P., Oliveira, D. B., & Pereira, N. R. (2015). Effect of temperature and sucrose concentration on the retention of polyphenol compounds and antioxidant activity of osmotically dehydrated bananas. *Journal of Food Processing and Preservation*, 39(6), 1061–1069. <https://doi.org/10.1111/jfpp.12321>.
- Almeida, J. A., Mussi, L. P., Oliveira, D. B., & Pereira, N. R. (2015). Effect of temperature and sucrose concentration on the retention of polyphenol compounds and antioxidant activity of osmotically dehydrated bananas. *Journal of food processing and preservation*, 39(6), 1061-1069. <https://doi.org/10.1111/jfpp.12321>.
- Amami, E., Khezami, L., Vorobiev, E., & Kechaou, N. (2008). Effect of pulsed electric field and osmotic dehydration pretreatment on the convective drying of carrot tissue. *Drying Technology*, 26(2), 231–238. <https://doi.org/10.1080/07373930701537294>.
- An, N., Li, D., Wang, L., & Wang, Y. (2022). Factors affecting energy efficiency of microwave drying of foods: an updated understanding. *Critical Reviews in Food Science and Nutrition*, 1–16. <https://doi.org/10.1080/10408398.2022.2124947>.

- AOAC Methods of analysis of AOAC. (2005). International (18th ed.). Arlington VA: Association of Official Analytical Chemists.
- Arslan, D., & Özcan, M. M. 2011. Dehydration of red bell-pepper (*Capsicum annuum* L.): Change in drying behavior, colour and antioxidant content. *Food and Bioprocess Technology*, 89(4), 504–513. <https://doi.org/10.1016/j.fbp.2010.09.009>.
- Atarés, L., Chiralt, A., & González-Martínez, C. (2008). Effect of solute on osmotic dehydration and rehydration of vacuum impregnated apple cylinders (cv. Granny Smith). *Journal of Food Engineering*, 89(1), 49-56. DOI: 10.1016/j.jfoodeng.2008.04.002.
- Azarpazhooh, E., & Ramaswamy, H. S. (2009). Microwave-osmotic dehydration of apples under continuous flow medium spray conditions: comparison with other methods. *Drying Technology*, 28(1), 49-56. DOI: 10.1007/s11947-010-0446-x.
- Azimi-Nejadian, H., & Hoseini, S. S. (2019). Study the effect of microwave power and slices thickness on drying characteristics of potato. *Heat and Mass Transfer*, 55(10), 2921–2930. 10.1007/s00231-019-02633-x.
- Azoubel, P. M., & Murr, F. E. X. (2004). Mass transfer kinetics of osmotic dehydration of cherry tomato. *Journal of Food Engineering*, 61(3), 291–295. doi:10.1016/S0260-8774(03)00132-8.
- BBS, Bangladesh Bureau of Statistics, Statistics and Information Division, Ministry of Planning, Dhaka, Bangladesh, 2020.
- Betoret, E., Betoret, N., Castagnini, J. M., Rocculi, P., Dalla Rosa, M., & Fito, P. (2015). Analysis by non-linear irreversible thermodynamics of compositional and structural changes occurred during air drying of vacuum impregnated apple (cv. Granny smith): Calcium and trehalose effects. *Journal of Food Engineering*, 147, 95-101. DOI: 10.1016/j.jfoodeng.2014.09.028.
- Botha, G. E., Oliveira, J. C., & Ahrné, L. (2012). Microwave assisted air drying of osmotically treated pineapple with variable power programmes. *Journal of Food Engineering*, 108(2), 304–311. <https://doi.org/10.1016/j.jfoodeng.2011.08.009>.
- Cao, H., Zhang, M., Mujumdar, A. S., Du, W., & Sun, J. (2006). Optimization of osmotic dehydration of kiwifruit. *Drying Technology*, 24(1), 89–94. <https://doi.org/10.1080/07373930500538741>.
- Chakraverty, A., Mujumdar, A. S., & Ramaswamy, H. S. (2003). *Handbook of postharvest technology: cereals, fruits, vegetables, tea, and spices* (Vol. 93). CRC press.
- Chandra, S., & Kumari, D. (2015). Recent development in osmotic dehydration of fruit and vegetables: a review. *Critical reviews in food science and nutrition*, 55(4), 552-561. DOI:10.1080/10408398.2012.664830.

- Chandrasekaran, S., Ramanathan, S., & Basak, T. (2013). Microwave food processing-A review. *Food research international*, 52(1), 243-261. DOI:10.1016/j.foodres.2013.02.033.
- Chaudhary, V., Kumar, V., Vaishali, S., Sing, K., Kumar, R., & Kumar, V. (2019). Pineapple (*Ananas cosmosus*) product processing: A review. *Journal of Pharmacognosy and Phytochemistry*, 8(3), 4642–4652.
- Chutintrasri, B., & Noomhorm, A. (2007). Color degradation kinetics of pineapple puree during thermal processing. *LWT-Food Science and Technology*, 40(2), 300–306. <https://doi.org/10.1016/j.lwt.2005.11.003>.
- Corrêa, J. L. G., Dev, S. R. S., Garipey, Y., & Raghavan, G. S. V. (2011). Drying of pineapple by microwave-vacuum with osmotic pretreatment. *Drying Technology*, 29(13), 1556–1561. <https://doi.org/10.1080/07373937.2011.582558>.
- Debnath, P., Dey, P., Chanda, A., & Bhakta, T. (2012). A Survey on Pineapple and its medicinal value. *Scholars Academic Journal of Pharmacy*, 1(1), 24–29.
- Eren, İ., & Kaymak-Ertekin, F. (2007). Optimization of osmotic dehydration of potato using response surface methodology. *Journal of food engineering*, 79(1), 344-352. DOI: 10.1016/j.jfoodeng.2006.01.069.
- Falade, K. O., Igbeka, J. C., & Ayanwuyi, F. A. (2007). Kinetics of mass transfer, and colour changes during osmotic dehydration of watermelon. *Journal of Food Engineering*, 80(3), 979–985. <https://doi.org/10.1016/j.jfoodeng.2006.06.033>.
- Fasina, O., Fleming, H., & Thompson, R. (2002). Mass transfer and solute diffusion in brined cucumbers. *Journal of Food Science*, 67(1), 181-187. DOI: 10.1111/j.1365-2621.2002.tb11380.x.
- Figiel, A. (2010). Drying kinetics and quality of beetroots dehydrated by combination of convective and vacuum-microwave methods. *Journal of Food Engineering*, 98(4), 461–470. <https://doi.org/10.1016/j.jfoodeng.2010.01.029>.
- Forni, E., Sormani, A., Scalise, S., & Torreggiani, D. (1997). The influence of sugar composition on the colour stability of osmodehydrofrozen intermediate moisture apricots. *Food Research International*, 30(2), 87-94. [https://doi.org/10.1016/S0963-9969\(97\)00038-0](https://doi.org/10.1016/S0963-9969(97)00038-0).
- Gamboa-Santos J., Montilla A., Soria A.C., Villamiel M. (2012). Effects of conventional and ultrasound blanching on enzyme inactivation and carbohydrate content of carrots European. *Food Research and Technology*, 234(6), 1071-9.
- Ganjloo, A., Rahman, R. A., Bakar, J., Osman, A., & Bimakr, M. (2014). Optimization of osmotic dehydration of seedless guava (*Psidium guajava* L.) in sucrose solution using response surface methodology. *International Journal of Food Engineering*, 10(2),

307-316.DOI: 10.1515/ijfe-2012- 0117.

- Giovanelli, G., Brambilla, A., Rizzolo, A., & Sinelli, N. (2012). Effects of blanching pre-treatment and sugar composition of the osmotic solution on physico-chemical, morphological and antioxidant characteristics of osmodehydrated blueberries (*Vaccinium corymbosum* L.). *Food Research International*, 49(1), 263-271 DOI: 10.1016/j.foodres.2012.08.015.
- Hossain, M. A., Khatun, M., Matin, M. A., & Dewan, M. F. (2017). Postharvest loss assessment of major fruits grown in hill regions of Bangladesh. *Bangladesh Journal of Agricultural Research*, 42(1), 171–184. <https://doi.org/10.3329/bjar.v42i1.31989>.
- Hossian, M., & Abdulla, F. (2015). A Time Series analysis for the pineapple production in Bangladesh. *Jahangirnagar University Journal of Science*, 38(2), 49–59.
- Igual, M., García-Martínez, E., Martín-Esparza, M. E., & Martínez-Navarrete, N. (2012). Effect of processing on the drying kinetics and functional value of dried apricot. *Food Research International*, 47(2), 284–290. <https://doi.org/10.1016/j.foodres.2011.07.019>.
- Ispir, A., & Toğrul, Đ. T. (2009). Osmotic dehydration of apricot: Kinetics and the effect of process parameters. *Chemistry of Engineering Research and Design*, 87, 166–180.
- Kebe, M., Renard, C. M. C. G., Amani, G. N. G., & Maingonnat, J. F. (2014). Kinetics of apple polyphenol diffusion in solutions with different osmotic strengths. *Journal of agricultural and food chemistry*, 62(40), 9841-9847. <https://doi.org/10.1021/jf503100d>.
- Le, D., & Konsue, N. (2021). Mass transfer behavior during osmotic dehydration and vacuum impregnation of “Phulae” pineapple and the effects on dried fruit quality. *Current Research in Nutrition and Food Science Journal*, 9(1), 308-319. DOI: 10.12944/CRNFSJ.9.1.29
- Li, H., & Ramaswamy, H. S. (2006). Osmotic dehydration of apple cylinders: III. Continuous medium flow microwave heating conditions. *Drying Technology*, 24(5), 643–651. <https://doi.org/10.1080/07373930600626578>.
- Limpaiboon, K. (2011). Effects of temperature and slice thickness on drying kinetics of pumpkin slices. *Walailak Journal of Science and Technology (WJST)*, 8(2), 159–166.
- Mahesh, U., Mishra, S., & Mishra, H. (2017). Standardization of Honey and Sugar Solution of Osmotic Dehydration of Pineapple (*Ananas comosus* L.) Fruit Slices. *Int J Curr Microbiol App Sci*, 6(7), 2364–2370. <https://doi.org/10.20546/ijcmas.2017.603.280>.
- Manzoor, A., Khan, M. A., Mujeebu, M. A., & Shiekh, R. A. (2021). Comparative study of microwave assisted and conventional osmotic dehydration of apple cubes at a constant temperature. *Journal of Agriculture and Food Research*, 5, 100176. <https://doi.org/10.1016/j.jafr.2021.100176>.

- Mirzayi, B., Heydari, A., & Jabbari, A. (2018). The effects of Sucrose/NaCl/Time interactions on the osmotic dehydration of banana slices. *Brazilian Journal of Food Technology*, 21. <https://doi.org/10.1590/1981-6723.22817>.
- Mishra, A. A., Shukla, R.N., & Mehnaza M. (2016). Effect of osmotic dehydration on quality characteristics of chikoo slices”, *International Journal of Science, Engineering and Technology*, 4(4), 587- 590.
- Motevali, A., Minaei, S., Khoshtaghaza, M. H., & Amirnejat, H. (2011). Comparison of energy consumption and specific energy requirements of different methods for drying mushroom slices. *Energy*, 36(11), 6433–6441. <https://doi.org/10.1016/j.energy.2011.09.024>.
- Nazaneen, N. S., Senapati, A. K., Raj, D., & Mahanand, S. S. (2017). Osmo Dehydration of Pineapple Fruits: An Overall Review. *Journal of Food Processing and Technology*, 8(8). doi: 10.4172/2157-7110.1000689.
- Nisha, P., Singhal, R. S., & Pandit, A. B. (2011). Kinetic modelling of colour degradation in tomato puree (*Lycopersicon esculentum L.*). *Food and Bioprocess Technology*, 4(5), 781-787. DOI: 10.1007/s11947-009-0300-1.
- Okpala, L. C., & Ekechi, C. A. (2014). Rehydration characteristics of dehydrated West African pepper (*Piper guineense*) leaves. *Food Science & Nutrition*, 2(6), 664–668. doi: 10.1002/fsn3.149.
- Önal, B., Adiletta, G., Crescitelli, A., Di Matteo, M., & Russo, P. (2019). Optimization of hot air drying temperature combined with pre-treatment to improve physico-chemical and nutritional quality of ‘Annurca’apple. *Food and Bioproducts Processing*, 115, 87-99. DOI:10.1016/j.fbp.2019.03.002.
- Ozdemir, M., Ozen, B. F., Dock, L. L., & Floros, J. D. (2008). Optimization of osmotic dehydration of diced green peppers by response surface methodology. *LWT-Food Science and Technology*, 41(10), 2044–2050. <https://doi.org/10.1016/j.lwt.2008.01.010>.
- Panagiotou, N. M., Karathanos, V. T., & Maroulis, Z. B. (1999). Effect of osmotic agent on osmotic dehydration of fruits. *Drying technology*, 17(1-2), 175-189. DOI: 10.1080/07373939908917524
- Pereira, N. R., Marsaioli Jr, A., & Ahrné, L. M. (2007). Effect of microwave power, air velocity and temperature on the final drying of osmotically dehydrated bananas. *Journal of Food Engineering*, 81(1), 79–87. <https://doi.org/10.1016/j.jfoodeng.2006.09.025>.
- Puligundla, P., Abdullah, S. A., Choi, W., Jun, S., Oh, S. E., & Ko, S. (2013). Potentials of microwave heating technology for select food processing applications-a brief overview and update. *Journal of Food Processing & Technology*, 4(11), 278. DOI: 10.4172/2157-7110.1000278.

- Rahman, N., Xin, T. B., Kamilah, H., & Ariffin, F. (2018). Effects of osmotic dehydration treatment on volatile compound (Myristicin) content and antioxidants property of nutmeg (*Myristica fragrans*) pericarp. *Journal of Food Science and Technology*, 55(1), 183–189. DOI: 10.1007/s13197-017-2883-2.
- Ramallo, L. A., & Mascheroni, R. H. (2012). Quality evaluation of pineapple fruit during drying process. *Food and bioproducts processing*, 90(2), 275-283. DOI:10.1016/j.fbp.2011.06.001.
- Ramallo, L. A., & Mascheroni, R. H. (2012). Quality evaluation of pineapple fruit during drying process. *Food and Bioproducts Processing*, 90(2), 275–283. <https://doi.org/10.1016/j.fbp.2011.06.001>.
- Ranganna, S. (1986). *Handbook of analysis and quality control for fruit and vegetable products*. Tata McGraw-Hill Education.
- Salazar, D. M., Álvarez, F. C., Acurio, L. P., Perez, L. V, Arancibia, M. Y., Carvajal, M. G., Valencia, A. F., & Rodriguez, C. A. (2019). Osmotic concentration of pineapple (Cayenne lisse) as a pretreatment for convection drying. *IOP Conference Series: Earth and Environmental Science*, 292(1), 12039. DOI 10.1088/1755-1315/292/1/012039.
- Saputra, D. (2001). Osmotic dehydration of pineapple. *Drying Technology*, 19(2), 415–425. <https://doi.org/10.1081/DRT-100102914>.
- Saxena, S., Mishra, B. B., Chander, R., & Sharma, A. (2009). Shelf stable intermediate moisture pineapple (*Ananas comosus*) slices using hurdle technology. *LWT-Food Science and Technology*, 42(10), 1681–1687.
- Selvakumar, R., & Tiwari, R. B. (2018). Effect of Osmotic Treatments on Weight Reduction, Water Loss, Solid Gain, Moisture, Total Solids, Yield and Drying ratio of Carrot (*Daucus carota* L.) slices.
- Septembre-Malaterre, A., Stanislas, G., Douraguia, E., & Gonthier, M.-P. (2016). Evaluation of nutritional and antioxidant properties of the tropical fruits banana, litchi, mango, papaya, passion fruit and pineapple cultivated in Réunion French Island. *Food Chemistry*, 212, 225–233. DOI: 10.1016/j.foodchem.2016.05.147.
- Sethi, K., & Kaur, M. (2019). Effect of osmotic dehydration on physicochemical properties of pineapple using honey, sucrose and honey-sucrose solutions. *International Journal of Engineering and Advanced Technology*, 9(1), 6257-6262.
- Sharma, R. R., Singh, D., & Singh, R. (2009). Biological control of postharvest diseases of fruits and vegetables by microbial antagonists: A review. *Biological Control*, 50(3), 205–221. <https://doi.org/10.1016/j.biocontrol.2009.05.001>.
- Silva, K. S., Fernandes, M. A., & Mauro, M. A. (2014). Osmotic dehydration of pineapple with impregnation of sucrose, calcium, and ascorbic acid. *Food and Bioprocess*

Technology, 7(2), 385-397.

- Silveira, E. T., Rahman, M. S., & Buckle, K. A. (1996). Osmotic dehydration of pineapple: kinetics and product quality. *Food Research International*, 29(3-4), 227-233. DOI: 10.1016/0963-9969(96)00035-X.
- Thalerngnawachart, S., & Duangmal, K. (2016). Influence of humectants on the drying kinetics, water mobility, and moisture sorption isotherm of osmosed air-dried papaya. *Drying Technology*, 34(5), 574–583. <https://doi.org/10.1080/07373937.2015.1064942>.
- Tippanna, K. S., Srinivas, N., & Patil, A. G. (2019). Effect of osmotic dehydration on mass transfer kinetics in pineapple slices. *Journal of Pharmacognosy and Phytochemistry*, 8(4), 2161–2164.
- Tripathy, P. P., & Kumar, S. (2009). Influence of sample geometry and rehydration temperature on quality attributes of potato dried under open sun and mixed-mode solar drying. *International Journal of Green Energy*, 6(2), 143–156. <https://doi.org/10.1080/15435070902784863>.
- Venkatesh, M. S., & Raghavan, G. S. V. (2004). An overview of microwave processing and dielectric properties of agri-food materials. *Biosystems engineering*, 88(1), 1-18. DOI: 10.1016/j.biosystemseng.2004.01.007.
- Vieira, G. S., Pereira, L. M., Hubinger, M. D., "Optimisation of osmotic dehydration process of guavas by response surface methodology and desirability function," *International Journal of Food Science and Technology*, 47(1):132-40. Oct 2012.
- Verma, D., Kaushik, N., & Rao, P. S. (2014). Application of high hydrostatic pressure as a pretreatment for osmotic dehydration of banana slices (*Musa cavendishii*) finish-dried by dehumidified air drying. *Food and Bioprocess Technology*, 7(5), 1281–1297. <https://doi.org/10.1007/s11947-013-1124-6>.
- Yadav, B. S., Yadav, R. B., & Jatain, M. (2012). Optimization of osmotic dehydration conditions of peach slices in sucrose solution using response surface methodology. *Journal of Food Science and Technology*, 49(5), 547–555. DOI: 10.1007/s13197-011-0298-z.
- Zhao, J. H., Xiao, H. W., Ding, Y., Nie, Y., Zhang, Y., Zhu, Z., & Tang, X. M. (2017). Effect of osmotic dehydration pretreatment and glassy state storage on the quality attributes of frozen mangoes under long-term storage. *Journal of Food Science and Technology*, 54(6), 1527-1537. DOI: 10.1007/s13197-017-2584-x.