

1 **Responsiveness of mulberry plant (*Morus alba* L.) towards the agro-climatic conditions**
2 **and its influence on growth and yield parameters under sub-tropical conditions of**
3 **Poonch district of Jammu & Kashmir-India**

4
5 **Abstract**

6 An experiment was undertaken to analyse the impact of fluctuating climate on growth and development of
7 mulberry cuttings (T-1), saplings (T-2), wild tree (T-3) and cultivated tree (control) of the same variety
8 (Chakmajra). Various growth parameters like survivability percentage, rooting percentage, number of
9 sprouted cuttings, fresh and dry weight of leaves and moisture retention capacity (MRC) were studied.
10 Poonch district experienced temperature (temp.) of 3.8 to 15.3 °C, relative humidity (RH) of 56 to 62%,
11 rainfall 560 to 87mm and snowfall of 213 to 461mm during January to April, 2022. Maximum survivability
12 and rooting percentage of 85.6% in case of T-1 and least 60% in T-3. Whereas, maximum values of
13 longest shoot length and thickest diameter was recorded in T-2 as 16.2 cm and 1.1 cm respectively. T-2
14 showed more positive results in terms of total no. of available fresh leaves (09), fresh (64g) and dry (16g)
15 weight of the shoots, no. of primary roots (78), MRC (86.2%) and diameter of shoot (1.1cm). Therefore, it
16 can be concluded that farmers should plant saplings directly to save time and resources as it showed
17 better results in terms of various traits under the agro-climatic conditions of Poonch district.

18 **Key words:** Mulberry, saplings, cuttings, climate, rooting, moisture

19 **INTRODUCTION**

20 Jammu and Kashmir (J&K) is blessed with the unique range of agro-climatic condition favouring the
21 production of most lustrous bivoltine silk of International Grade [4, 8 & 20]. Tazima; [19] quoted Jammu
22 and Kashmir as the '**World's Silk Heritage**'. Therefore, the agroclimatic conditions of Jammu and
23 Kashmir favours the production of mulberry silk of international grade. Union territory (UT) of Jammu and
24 Kashmir exhibits wide range of climatic zones including temperate (Kashmir valley), sub-temperate
25 (Poonch) to tropics (plains of Jammu) and arid areas (Ladakh). *Morus* spp. are widely spread throughout
26 all region from tropics to the sub-tropics and from plains to a high altitude of 4000m [5 & 6].

27 Owing to its perennial nature the plant can be propagated easily either by sexual or vegetative
28 means. The simplest method of propagation of mulberry is by means of cutting or rooting also known as
29 saplings [18]. Although it can be propagated by other means including seeds, grafting or rarely through
30 tissue culture [17]. The North-Western region of the country *Morus indica*, *Morus alba*, *Morus laevigata*,
31 *Morus serrate* are the four most cultivated species of mulberry and all of these are available in Jammu
32 and Kashmir. Approximately 30% (15 lakh trees) of mulberry that exists in Kashmir are of the true types
33 and rest 70% (35 lakh trees) are cultivated/improved/adapted types are available in Jammu and Kashmir.
34 Similarly the sub-tropic zones of Jammu and Kashmir who sustains the sericulture industry with wealth of
35 local mulberry varieties including Sujampur and Chakmajra belonging to *Morus indica* [6].

36 Environmental factors play the most significant role as it alone accounts for 37.8% of the total
37 factors involved for success of sericulture [14]. As the climatic conditions favours the luxurious growth of
38 mulberry almost in both regions of Jammu and Kashmir. It can be grown successfully in Poonch district
39 with rainfall range of 9.5°C to 34°C having sub-mountain soil with pH range of 5.5 to 8.5 pH [1]. Therefore,
40 keeping in view the significance of mulberry in sericulture industry of Jammu and Kashmir, an attempt has
41 been made to understand the impact of meteorological parameters on survival and growthbehaviour of
42 mulberry under the influence of agro-climatic conditions Poonch District of Jammu and Kashmir.

43 MATERIALS AND METHODS

44 The current experiment was conducted during spring season (March-May) during the year 2022.
45 Genotype Chakmajra was purposefully chosen as experimental material owing to its adaptability and
46 popularity in the selected study area. Two years old healthy shoots of Chakmajra was used for
47 preparation of cuttings that comprised treatment-1 (T-1). The two years old mulberry saplings of the same
48 genotype samplings (T-2) was procured from State Sericulture Development Department (SSDD) Jhulas,
49 Poonch-India. Mulberry trees of the selected genotype growing in wild conditions was selected as T-3 and
50 two years old cultivated tree of the same genotype already established in the commercial rearing blocks
51 of Mulberry Germplasm Bank of Department of Sericulture, Poonch Campus was selected as control viz.,

52 T-1: Mulberry cuttings of genotype chakmajra

53 T-2: Mulberry saplings of genotype chakmajra

54 T-3: Wild Mulberry trees of genotype chakmajra

55 Control: Cultivated plant of chakmajra

56 The data collection, ten plants for each treatment was randomly selected and the readings thus taken
57 were subjected to stastical analysis (ANOVA) on SPSS software for drawing the comparison and
58 significant results have been obtained.

59

60 Calculations:

61 For the current study, following formulas have been used for drawing out the mathematical calculations:

62 1. Survivability rate (%) =
$$\frac{\text{Total no. of sprouted cuttings/saplings}}{\text{Total no. of cuttings /saplings planted.}} \times 100$$

63 2. Rooting percentage is calculated by the formula:

64 Rooting percentage (%) =
$$\frac{\text{No. of cutting/ saplings with roots}}{\text{Total no. of cuttings/saplings stucked}} \times 100$$

65 3. Moisture % =
$$\frac{W1 - W3}{W1} \times 100$$

66 4. Moisture loss % =
$$\frac{W1 - W2}{W1} \times 100$$

67 68 69

70

W1

71 RESULTS AND DISCUSSION

72 1. Survivability rate (%)

73 Growth of the plant is generally divided into three stages i.e. new shoot development, growth and storage
74 of the reserved food materials. Survivability indicates the initiation of acclimatization process for any plant.
75 For the current study, the survivability rate was by the formula:

$$76 \text{ Survivability rate (\%)} = \frac{\text{Total no. of sprouted cuttings/saplings}}{\text{Total no. of cuttings /saplings planted.}} \times 100$$

78 For the current experiment maximum survival percentage was recorded as 85.6% for mulberry cutting
79 followed by sapling, cultivated tree and wild tree as 78%, 77.6% and 60% resp. (Table-01).In the current
80 experiment, the survivability and rooting percentage was recorded as 85.6% for Treatment 1 (T-1) i.e.
81 Chakmajra cuttings followed by 77% in Chakmajra saplings and 68%, 78% for wild and cultivated trees
82 respectively. Similar observations for survivability percentage have earlier been recorded by Murthy *et al.*,
83 [13] who indicated highest survivability percentage for mulberry cuttings as 93%.

84

Table-01: Data pertaining various agronomic parameters of selected treatments of mulberry viz; cuttings, saplings, cultivated and wild

85

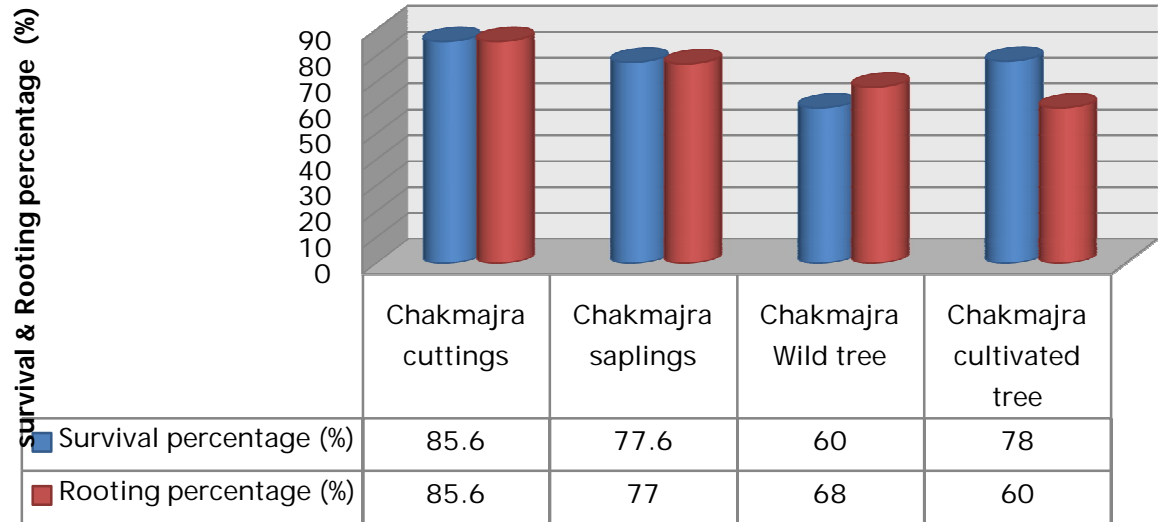
tree.

S. No.	Treatment	Name of the Genotype	Survival percentage (%)	Rooting percentage (%)	No. of primary roots	No. of sprouted cuttings (%)	Average no. of sprouts per cutting	Length of longest sprout (cm)	Diameter of the thickest sprout (cm)	No. of leaves in new shoot	Fresh weight of leaves (g)	Dry weight of leaves (g)	Moisture percentage (%)	Moisture retention capacity (%)
01	T-1	Chakmajra cuttings	85.6	85.6	8	83.7	2	1.27	0.24	4	7.1	1.8	74.64	73.3
02	T-2	Chakmajra saplings	77.6	77	78	73.3	10	18.25	1.1	9	7.2	3.3	54.16	86.2
03	T-3	Chakmajra Wild tree	60	68	67	70	9	16.2	0.5	7	6.4	1.5	76.5	76
04	T-4	Chakmajra cultivated tree	78	60	82	65	8	17.4	0.9	6	40.1	2.4	76.23	72.3
Average	-	-	75.3 %	72.65 %	58.75	73 %	73 %	13.28 cm	0.685 cm	6.5	15.2g	2.25g	85.52	76.95 %
S.D.	-	-	10.843	11.079	34.422	7.907	7.907	8.050	0.387	2.081	16.603	0.793	-	6.631

86 **Rooting percentage**

87 Rooting percentage is calculated by the formula:

88 $\text{Rooting percentage (\%)} = \frac{\text{No. Maximum rooting percentage of 85.6\% was recorded for mulberry}}{\text{cutting and minimum of 60\% for cultivated tree (Table-01 and figure-01)}}.$ Polat [15] indicated best rooting
 89 results from cuttings treated with Indole Butyric Acid (IBA) and Singh, K. K. [16] indicated 80% rooting in
 90 case of cuttings.
 91



92

93 **Fig.-01: Survival and Rooting percentage of different treatments viz; Chakmajra cuttings, saplings,**
 94 **wild tree and cultivated tree.**

95 **Number of primary roots**

96 For calculating the primary roots of the treatments 10 cuttings and saplings were deliberately uprooted
 97 and the total number of available roots was calculated manually (Table-01). Maximum number of primary
 98 roots was recorded as 82 in case of cultivated tree followed by saplings and wild tree as 78 and 67
 99 respectively. Whereas the cutting being the freshly planted material were recorded to be as 8 number of
 100 primary roots after one month of plantation (Fig-02).Chakmajra cultivated tree recorded with maximum
 101 number of primary roots as 82 while minimum number of primary roots were found in cuttings. Similar
 102 experiment was performed by Ahmed *et al.*,[2].

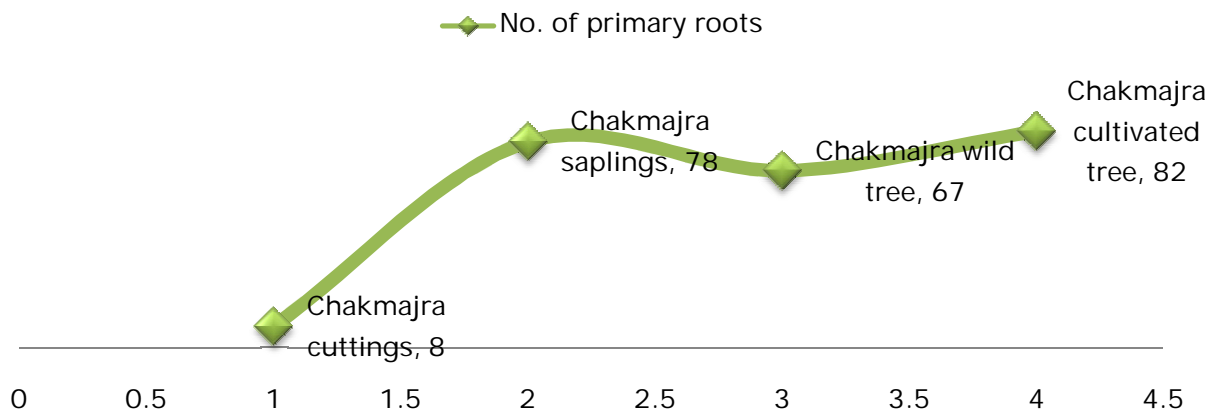


Fig.-02: Number of primary roots in different treatments viz; Chakmajra cuttings, saplings, wild tree and cultivated tree.

Number of sprouted cuttings and average number of sprouts per cutting

In mulberry sprouting is a genetic parameters and generally the tropical varieties shows sprouting from 13 January onwards whereas the temperate varieties being late sprouting start sprouting from 20 February onwards[2]. Among all the treatments, maximum number of sprouts was recorded as 83.7% for cuttings with 10 no. of sprouts and least of 65% in cultivated tree with 02 sprouts on an average. Sprouting was recorded as 83.75%, 73.3%, 70% and 65% in cuttings, saplings, wild and cultivated resp. Khan *et al.*, [9] demonstrated the sprouting percentage of 95% in Tr-8, Tr-12 and S-1708 mulberry cuttings thus validating the current results. Mehraj *et al.*, [11] explained early dormancy and early sprouting behaviour due to change in temperature. Elcure *et al.*, [7] studied effect of hormone treatment and recorded maximum sprouted leaf bud, stake with roots and length of the roots showing that peeling the stake and cutting at an angle of 45°C gives higher percentage of sprouted leaf bud (100 and 92) than the hormone and control treatment. In present experiment cutting too showed maximum number of sprouts.

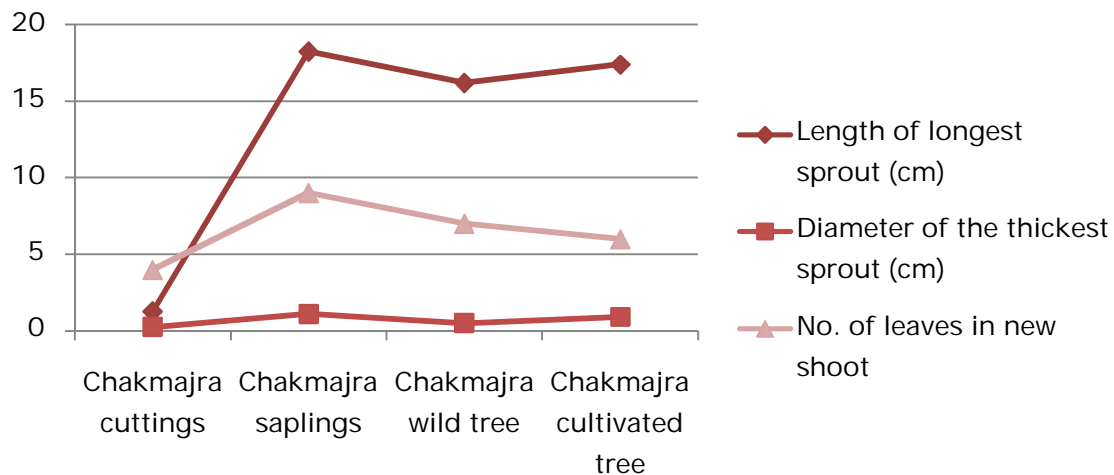
Length of longest sprout and diameter of thickest sprout

For calculating the length of longest shoot in current study, 10 cuttings and saplings of the treatments were selected randomly and measured with measuring scale to find out the length of largest one. Maximum length was recorded as 18.25 cm in Chakmajra sapling and cutting recorded smallest sprout length of 1.27cm(Table-01). Similarly, diameter of thickest shoot was measured with the help of measuring scale and maximum value was recorded in chakmajra saplings (1.1 cm) and minimum in cuttings (0.24cm) (Fig. 03). On the same hand longest sprout was recorded in chakmajra saplings as 18.25 cm, followed by cultivated tree as 17 cm and wild tree, was recorded in 16 cm. Thus, the current record lies in close confirmation to that of Mirzaeva *et al.*, [12] who recorded maximum length of the central point of the buds as 20.92 cm. Similarly the diameter of thickest sprout under agro-climatic conditions of Poonch district was recorded to be 0.24cm in case of Chakmajra cuttings, 1.1cm in case of saplings, 0.5cm and

129 0.9cm diameter of wild and cultivated respectively. Similar work has been done by Mirzaeva *et al.*, [12]
130 who indicated the length of the central point of the sprout as 2.92 cm.

131 **Number of leaves in new shoot:**

132 Among the selected treatments 10 shoots were randomly selected and total no. of available fresh leaves
133 was counted manually and maximum 9 leaves have been recorded in saplings and least of 4 leaves were
134 recorded in cutting. Among the selected treatment number of leaves in new shoots in cutting, saplings,
135 cultivated and wild tree was recorded as 4, 9, 6 and 7 respectively. Thus the current findings for
136 Chakmajra variety lie in close confirmation with that of the Maheset *et al.*, [10] and concluded that mulberry
137 leaf yield and quality depends on soil and agro climatic conditions.



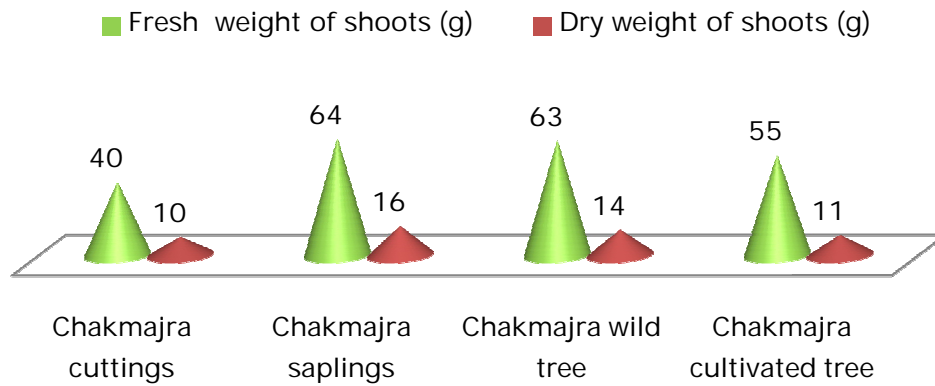
138

139 **Fig.-03: Length, diameter and no. of new leaves sprout per cutting in different treatments viz;**
140 **Chakmajra cuttings, saplings, wild tree and cultivated tree.**

141 **Fresh & dry weight of shoots and diameter of shoots**


142 10 shoots of the selected treatments was randomly selected on the basis of visual appearance generally
143 the healthier ones and were collected for measuring the fresh and dry shoot weight with the help of
144 electronic weighing balance. Maximum values was recorded in saplings (64g) followed by wild tree (63g),
145 cultivated tree (55g) and least in cuttings (40g). The same samples were oven dried for a period of 6hrs
146 with 2hrs interval until the constant weight was achieved. Maximum value for dry weight was recorded in
147 case of saplings as 16g followed by wild tree, cultivated tree and cuttings as 14g, 11g and 10g resp.
148 (Fig.04). Diameter of shoot was measured with the help of measuring scale and widest diameter of shoot
149 was recorded for chakmajra sapling as 1.1cm followed by cultivated tree, wild tree and cuttings as 0.9cm,
150 0.5cm and 0.3cm respectively (Fig.05). Again, Chakmajra saplings showed maximum fresh weight of
151 shoot i.e. 64g and cutting showed minimum fresh weight of shoot i.e. 40gm. Ahmed *et al.*, [2] reported
152 maximum shoot weight in case of mulberry shoots developed on saplings. The reason for higher weight in
153 saplings is the absorption and translocation of available nutrient by the deep root system of sapling [2].

154



155

156 **Fig.-04: Fresh and dry shoot weight of different treatments viz; Chakmajra cuttings, saplings, wild**
157 **tree and cultivated tree.**



158

159

Fig.05: Diameter of thickest shoot of mulberry in T-1, T-2, T-3 & Control

160 **Fresh & dry weight of leaves:**

161 For calculation of fresh leaf weight 10 healthy leaves of selected treatments were randomly selected and
162 the samples were weighted on electronic weighing balance. Maximum fresh weight was recorded in
163 cultivated tree as 40.1g and minimum in wild tree as 6.4g as shown in Table no.01. The sample were
164 oven dried for 6 hours at 60°C temperature which break of 2 hours interval for recording different reading
165 and finally dry weight was calculated at 6 hours as given in the Table no.01. The lowest value for dry
166 weight of leaves was recorded in wild tree samples as 1.5g and highest in saplings as 3.3g. Maximum
167 values recorded for fresh leaf weight as 10.1g and minimum as 6.4g in cultivated tree and wild tree

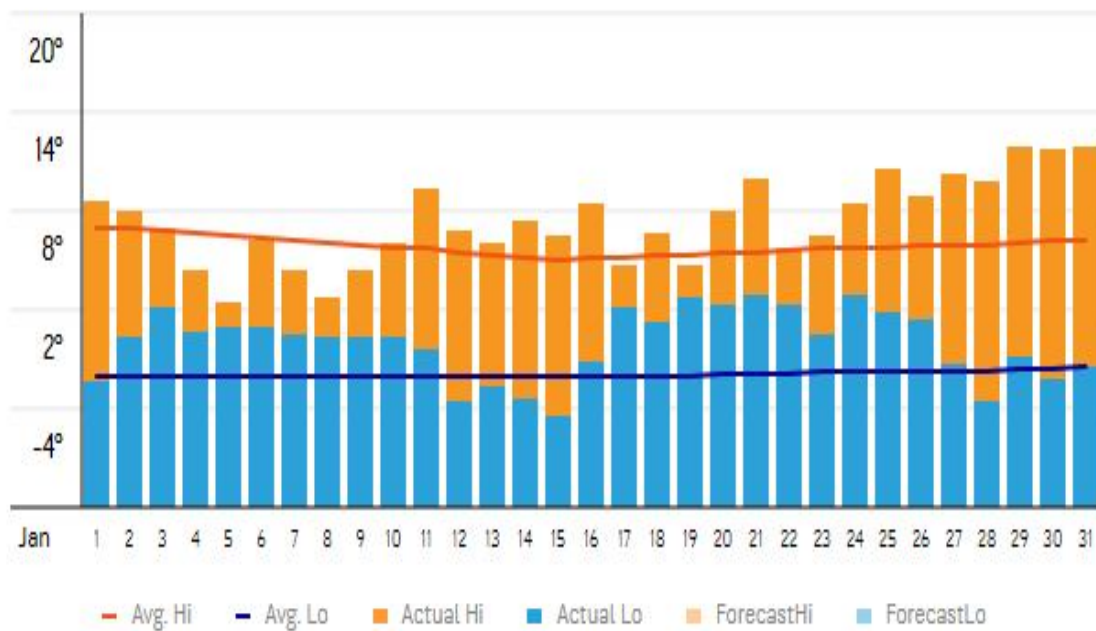
168 respectively. Whereas, highest MRC value of 86.2% was recorded in saplings, followed by cuttings (76%)
169 and least (72.3%) in case of cultivated tree.

170 **Moisture retention capacity**

171 For estimation of moisture retention capacity in selected cuttings and saplings the oven dried samples
172 were recorded for moisture loss after every 2 hours interval until the constant weight was attained. For
173 calculation of MRC in mulberry leaves, percent age of water loss and moisture retention capacity of the
174 different mulberry varieties was determined using the formula. Moisture Retention Capacity (MRC) = 100
175 – Moisture loss. The highest value for MRC was recorded in mulberry leaves of saplings as 86.2 per cent
176 followed by wild tree, cuttings and cultivated tree as 76%, 73.3% and 72.3% respectively (Table-
177 01). Chanotra *et al.*, [3] studied 44 different mulberry genotypes for their fresh and dry weight. Among
178 studied genotypes, chakmajra was recorded with fresh leaf weight of 14.7g and dry weight as 4.4g and
179 MRC as 70 to 80% for chakmajra saplings and cuttings thus validating the present results.

180 **DETAILS OF WEATHER REPORT OF POONCH DISTRICT OF JAMMU & KASHMIR FOR THE** 181 **MONTH OF JANUARY TO APRIL-2022**

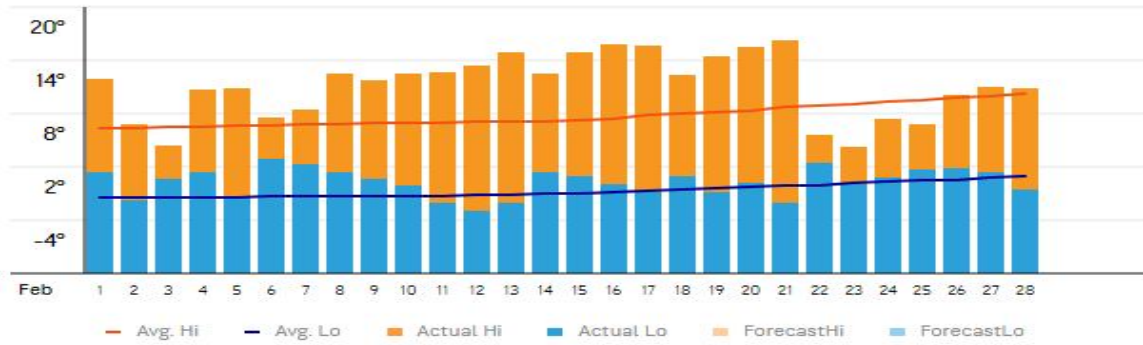
182 Poonch district of UT of J&K enjoys moderate climate with an annual rainfall of 600 mm to 700 mm with
183 mean temp. of 32°C and about 40% RH. Thus, offers most congenial climatic conditions for growth and
184 development of mulberry plant. For the month of January 2022; temp. have been recorded as 18-20°C
185 with frequent rain showers and moderate rate of snowfall which indicated the relatively cooler nature of
186 the meteorological aspects in Poonch district.



187

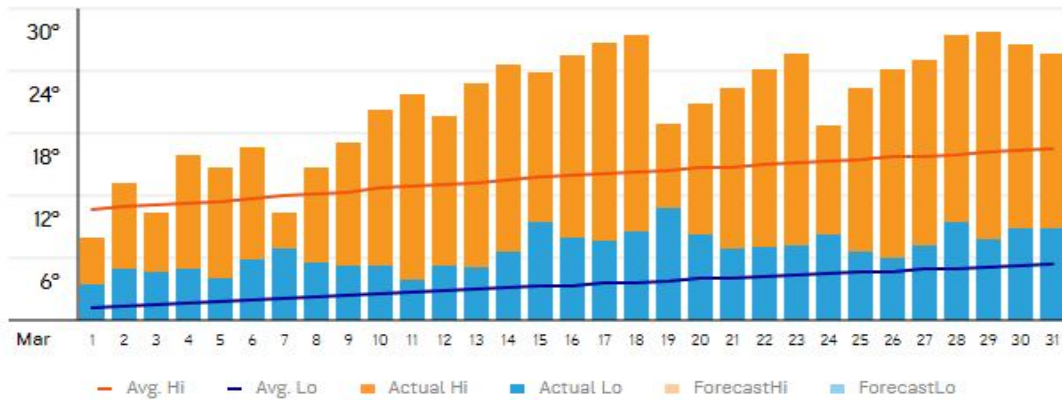
188 **Fig.-06: Temperature graph of Poonch District of Jammu & Kashmir for the Month of January-2022**

189



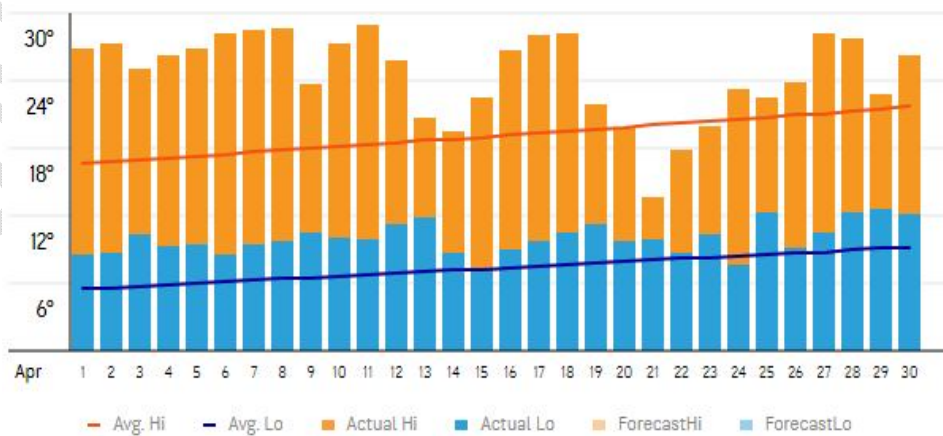
190

191 **Fig.-07: Temperature graph of Poonch District of Jammu & Kashmir for the Month of February-**
192 **2022**



193

194 **Fig.-08: Temperature graph of Poonch District of Jammu & Kashmir for the Month of March-2022**



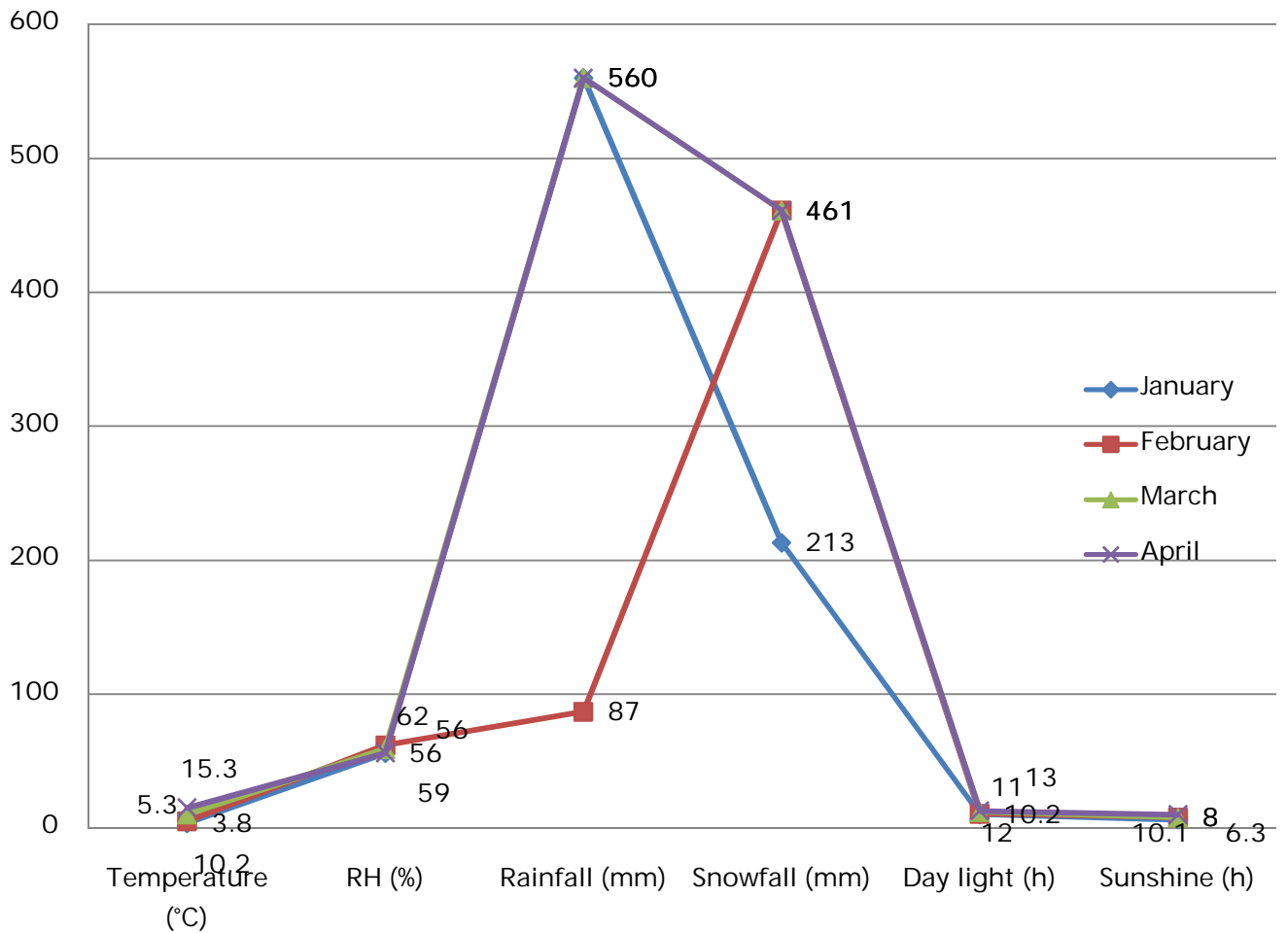
195

196 **Fig.-09: Temperature graph of Poonch District of Jammu & Kashmir for the Month of April-2022**

197 Table no-02: Details of Weather Report of Poonch District of Jammu & Kashmir for the Month of
 198 January to April-2022

Particulars	January	February	March	April
Temperature (°C)	3.8	5.3	10.2	15.3
RH (%)	56	62	59	56
Rainfall (mm)	560 mm	87 mm	560 mm	560 mm
Snowfall (mm)	213 mm (9.5 days)	461 mm (6.3 days)	461 mm (21.9 days)	461 mm (10.2 days)
Day light (h)	10.2 h	11 h	12 h	13 h
Sunshine (h)	6.3 h	8 h	8 h	10.1 h

199



200

201 Fig.-10: Weather Report of Poonch District of Jammu & Kashmir for the Month of January to April-

202

203 CONCLUSION

204 Results on temp., rainfall and other parameters of the plants under study indicated the suitability of agro-
205 climatic conditions of Poonch district for mulberry cultivation. Keeping in view the results showing
206 superiority of saplings over other treatments, it is suggested that farmers of Poonch district should adopt
207 mulberry cultivation by planting saplings directly that could save time and resources. It further offers
208 opportunities to mulberry breeders to develop desired hybrids with acclimatized variety like chakmajra for
209 improvement of the genus *Morus*. More importantly, the current study can be utilized for optimizing
210 suitable ranges of rainfall, temp., RH and various environmental factors for developing region and season
211 specific varieties under specific conditions for strengthening the sericulture industry in Jammu and
212 Kashmir.

213 REFERENCES

- 214 1. Aftab A. Shabnam, S., Chauhan, S., Khan, G., Shukla, P., Saini, P. and Ghosh, M. K. 2018.
215 Mulberry breeding strategies for North and North West India. *Research Journal of Agricultural*
216 *Sciences*, 3(1): 284-293.
- 217 2. Ahmad, I., Siddiqui, M. T., Khan, R. A., Kashif. M. and Butt, T. M. 2011. Root Growth of *Morus*
218 *alba* as affected by cutting size and low polythene tunnel. *Journal of Ornamental and Horticultural*
219 *Plants*. 1(1): 35-41.
- 220 3. Chanotra, S., Bali, K. and Bali, R. K. 2019a. Morpho-physiological characterization of mulberry
221 genotypes (*Morus* spp.) for inheritance in future breeding programme. *Journal of Pharmacognosy*
222 *and Phytochemistry*. 2019; 8(1): 2695-2701.
- 223 4. Chanotra, S., Bali, K. and Bali, R. K. 2019b. Sericulture: An opportunity for the upliftment of rural
224 livelihood. *Journal of Entomology and Zoology Studies*. 7(6): 1100-1103.
- 225 5. Chanotra, S., Bali, S. and Gandotra, R. 2022. Popularization of Bivoltine sericulture among tribal
226 folk of Jammu and Kashmir with special reference to Poonch District. *Emergent Life Science*
227 *Research*. 8(1): 43-49.
- 228 6. Chanotra, S., Verma, S., Bhat, M. A. and Gandotra, R. 2021. Evaluation of constraints
229 responsible for yield gap in expected cocoon production under potential bivoltine area of Rajouri
230 district of Jammu and Kashmir. *Journal of Emerging Technologies and Innovative Research*.
231 8(5):01-17.
- 232 7. Elaure, F. A. M. and Preston, A. M. T. R. 2005. Four methods of vegetative propagation of
233 Mulberry (*Morus alba*). *Livestock Research for Rural Development* 17(5): 1-4.
- 234 8. Gull, A., Ramegowda, G. K. and Illahi, I. 2021. Genetic appraisal of frost damage in mulberry
235 germplasm accessions in temperate climate of Jammu and Kashmir, India. *Electronic Journal of*
236 *Plant Breeding*. 12(1):104 – 108.
- 237 9. Khan, G. S., Ahmad, I. and Nawaj, M. F. 2007. Sprouting percentage and growth behaviour of
238 *Morus alba* as affected by size of cuttings and polythene tunnel. *Pakistan Journal Agricultural*
239 *Sciences*. 44(2): 328-331.

- 240 10. Mahesh, D. S., Doreswamy, C., Ramakrishna, Naika, Chikkalingaiah, Subbarayappa, C.T. and
241 Venkaresh, M. 2021. Effect of different organic manures supplemented with standard package of
242 practices on properties of soil in relation to mulberry production in chamarajanagara district under
243 southern dry zone of Karnataka. *Biological Forum-An International Journal*. 13(2): 31-38.
- 244 11. Mehraj. S., Kamili, S. A., Ganie, N. A., Mir, S. A., Khan, F. A., Mir, M. R. and Sharma R.K. 2020.
245 Climate Change Triggers Early Sprouting In Mulberry (*Morus* sp.). *International Journal of*
246 *Advanced Biological Research*. 10(4):1-5
- 247 12. Mirzaeva, Yo. Ya., N.A Khujamshukrov and Kuchkarova, D.X. 2020. Getting sprouts from Mulberry
248 trees in In-vitro conditions. *International Journal of Current Microbiology and Applied Sciences*. 9
249 (04):3152-3161.
- 250 13. Murthy Yogananda, V.N., Ramesh, H.L., Munirajappa and Yadav, D.B.R. 2012. Screening of
251 Selected Mulberry (*Morus*) Germplasm Varieties through Propagation Parameters. *Journal of*
252 *Natural Science Research*. 2(5): 96-106.
- 253 14. Nikolova, T. S. and Jekova, I. 2017. Effect of climatic factors on the sustainability of different
254 varieties of mulberry of different varieties of mulberry grown in the valley of Sofia. *Bulgarian*
255 *Journal of Agricultural Science*. 23 (06):964-967.
- 256 15. Polat, A. A. 2008. Effect of indolebutyric acid on rooting of mulberry cuttings-endogenous and
257 exogenous. *Plant Bioregulators*. 2(3):351-354.
- 258 16. Singh, K.K. 2018. Effect of Auxins and Rooting Media on Rooting in Stem Cutting of Mulberry
259 (*Morus nigra* L.). *The Pharma Innovation*. 7(11):12-15.
- 260 17. Sori, W.J. and Gebreselassie, W. 2016. Evaluation of Mulberry (*Morus spp.*) genotypes for growth,
261 leaf yield and quality traits under Southwest Ethiopian condition. *Journal of Agronomy*. 15(1):
262 173-178.
- 263 18. Sudhakar, P., Hanumantharayappa, S. K., Kumar, S. J., Sivaprasad, V. and Nagesh, H. P.
264 2018. Rapid production of mulberry (*Morus alba* L.) saplings through the incorporation of clonal
265 and root trainer methods. *International Journal of Information Research and Review*. 05(6):5571-
266 5578.
- 267 19. Tazima, Y. 1958. Report on sericulture industry in India. Central Silk Board, Bombay.
- 268 20. Yadav, V. K., Morrisom, M. N., Arunakumar, G. S., Padhan, D., K. Kumar, P and Tewary, P.
269 2020. Comparative study on different Mulberry spacing and its impact on mulberry leaf yield and
270 Silkworm rearing. *Journal of Entomology and Zoology Studies*. 8(1):1110-1115.
- 271