

**Comparative Analysis on Nutritional and Anti Nutritional Composition of Fresh and Dried Tomatoes (*Lycopersicon esculentum*, *Solanum Lycopersicum*) Obtained from Gusau Central Market Zamfara State, Nigeria**

**Abstract:**

Tomatoes are one of the essential fruit consumed throughout the world. Lacks of storage facilities to mitigate post harvest loss still remain a greater problem. Drying is an important and traditional process to remove the moisture from the food. The basic principle of drying is to prevent microorganisms and increases shelf life without deteriorating. The aim of the study was to determine the proximate, mineral and anti nutritional compositions of dried and fresh tomato obtained from Gusau central market Zamfara State. Using A.O.A.C and statistical method. Results showed that moisture content reduced from 91.70% - 10.52%, Carbohydrate content increased from 7.60% - 76.4%, lycopene reduced from 89.52% - 70.91%, total energy increased from 32.68% - 317.67%, while protein, fiber, ash and vitamin c had no significant reduction from fresh to dried sample. There was no loss of mineral content from fresh to dried tomatoes, only reduction of content in mg/100g from fresh to dried sample; Calcium 30.06 – 25.35mg, Phosphorus 28.52 – 20.60mg. The phytochemical screening showed the presence of Tannin, Oxalate, phytate, Sapoin, Phenolic, flavonoid and alkaloid in both fresh and dried samples. Tannin had low concentration from 0.09 – 0.21mg, while alkaloid and flavonoid had 20.51 – 15.23mg and 28.62 – 20.51mg respectively. The traditional way of drying still remains the available method for farmers to prevent post harvest loss of tomatoes; therefore, Conducive environment has to be provided for the farmers to avoid possible contamination during drying.

**Keywords:** Tomatoes, Phytochemicals, Mineral Contents and Proximate Analysis

**INTRODUCTION**

Tomatoes (*Lycopersicon esculentum*, *Solanum Lycopersicum*.) belong to the *solanaceae* family and correspond to one of the most widely grown vegetable in the world. The fruit vegetable is typically produced in the spring summer season, but in many countries including Nigeria, it is produced throughout the years with the help of irrigation farming (Arah. *et al*; 2015).

Nigeria, with a population of above 180 million, the demand for tomatoes over shadows the supply. The challenge is attributed to the seasonality and inadequacies in post-harvest handling of the tomatoes (Arah *et al.*, 2015; Adenegan & Adeoye, 2011). Thus post harvest losses accounts for 40-50% loss annually due to lack of proper storage (Adegbola *et al.*, 2012).

As a result, drying of tomatoes becomes the only way farmers can economically provide alternative to fresh ones, which are available in most vegetables markets (Abdulmalik *et al.*, 2014, Akinmutimi, 2006).

Drying is an important and traditional process to remove the moisture from the food. The basic principle of drying is to prevent microorganisms such as bacteria and fungi, which required water for their growth and multiplication, which causes food spoilage and decay. Since water is a potential vehicle for pathogens in the food chain it therefore has to be removed to increase the shelf life of the food products. Drying and

dehydration is an ideal process applicable to all food materials such as tomatoes and other vegetables (Sheshma & John. 2014, Sagar & Kumar.2010, Jorge *et, al;* 2014).

Comment [A1]: *etal, 2014*

The total annual production of tomatoes in Nigeria is estimated to be about 1.701 million tones. Zamfara state located Northwest of Nigeria is among the state with high production tomatoes for commercial purpose. Tomatoes farmer's faces a lot of problems such as transportation and lack of storage facilities to mitigate post harvest loss. Therefore, tradition drying is the only alternative method to prevent loses and makes dried tomatoes available for consumers. The availability of dried tomatoes in the market called for nutritional and anti-nutritional content evaluation of both the fresh and dried tomatoes.

Comment [A2]: font type is different

## MATERIALS AND METHOD

Comment [A3]: METHODS

**Samples collection:** both fresh and dried tomatoes samples were obtained from Gusau central market, where various vegetable produced in this state were sold every Monday and Friday.

The samples were stored in cleaned polythene bags while the fresh samples were kept in the refrigerator FGTGKL NY69 806 06

**Chemicals/ reagents:** All the chemicals used were of analytical grade and obtained from Sigma and Co.

## PROXIMATE ANALYSIS OF THE SAMPLES

Proximate analysis was carried out to determine moisture content, Ash content, fat/lipid, protein, fiber and carbohydrate.

Moisture content (%) and Ash content (%) were determined according to method adopted by AOAC, (2005).

**Determination of crude protein content:** crude protein content was determined using kjeldal digestion flask. 2g was weighed and digested with 25ml of concentrated H<sub>2</sub>SO<sub>4</sub>, digest and distilled at 420°C for 45minute and titrate the 0.02M hydrochloric acid (AOAC, 2005)

Comment [A4]: mL

Comment [A5]: c

$$\% \text{crude protein} = \frac{\text{titre blank} \times \text{normality} \times 14.01 \times 6.25}{\text{weight of sample} \times 10}$$

## Determination of fat/lipid

Fat contents were determined as crude ether extract using Automatic sohxlet extraction unit

The extraction took place for 60 minutes after which the thimble containing samples were raised up to another 60 minutes and weighed (AOAC, 2000).

Comment [A6]: 2000?

**Determination of crude fibre:** the crude fibre content of samples was determined by boiling the samples with 1.25% of dilute sulphuric acid and washed with water and later boiled with 0.0313M sodium hydroxide. The remaining residues were weighed and find the percentage as shown in the equation below (AOAC, 1997).

$$\% \text{ crude fibre} = \frac{\text{final weight} \times 100}{\text{original weight}}$$

**Determination of carbohydrate content:** carbohydrate contents were determined by subtracting the total value of moisture, fat, protein, ash, and crude fiber contents from 100 (AOAC, 1980)

Comment [A7]: Missing in reference list

i.e **carbohydrate content (%)** = 100 – (moisture + ash + protein + crude fiber).

**Energy computation in (Kcal):** this was determined by multiply protein, fat, and carbohydrate value obtained from the analysis by 4, 9, 4 respectively (AOAC, 1980).

Comment [A8]:

Energy in Kcal = (protein×4) + (fat×9) + (carbohydrate ×4).

#### **Determination of lycopene content**

Acetone was used to extract lycopene in the both dried and fresh tomato sample, a mole of lycopene extract was dissolved in petroleum ether. Absorbance of lycopene was taken at 503nm and concentration of lycopene was estimated from standard calibration curve (Ranganna, 2003).

Comment [A9]: Missing in reference list

#### **DETERMINATION OF ANTI NUTRITIONAL FACTORS**

**Determination of Tannin:** Tannin was determined using spectrometric method, after a series of extraction and the concentration was estimated from tannic acid calibration curve (Onuwka, 2005; Marklar et al; 1993).

Comment [A10]: Missing in reference list

Comment [A11]: Missing in reference list

**Determination of oxalate content:** oxalate was determined by titrimetry method after the extraction, the extract was titrated against 0.05M potassium permanganate.

**Determination of phytate content:** phytate content was determined by method discussed by (marklher et al; 1993). Using ammonium thiocyanate as an indicator and the extract was titrated with standard iron chloride solution until brownish yellow was persisted for 5 minute as the end point. The phytate content was estimated as phytic acid.

Comment [A12]: M

**Determination of phenolic acid:** the samples were weighing and boiled with 25ml of ether with addition of ammonium hydroxide and alcohol. The solution was allowed to stand for 30 minute to developed color which was measured at 505nm using uv/ visible spectrophotometer for the absorbance of the samples and estimated from standard curve (Sofowora, 1993).

Comment [A13]: UV

Comment [A14]: Missing in reference list

**Determination of saponin content:** 20% of aqueous ethanol was added to the sample in the cleaned conical flask and placed in the water bath and heat for 4hours with continue starring at temperature of 55°C, the solution was filtered and the filtrate was concentrated at 90°C before transfer to separating funnel with addition of diethyl ether, and the aqueous layer was discarded. The extract was washed with

aqueous sodium chloride. This was now dried in oven and weighed, until constant weight was determined as the weight of saponin (Sofowora, 1990)

Comment [A15]: Missing in reference list

**Determination of Flavonoid:** 100ml of 80% aqueous methanol was used to extract 10g of sample repeatedly at room temperature and filtered through Whitman filter paper No 42 (125mm). The filtrate was evaporated to dryness in a crucible over a water bath until a constant weight was reached (Bohnm & Kocipal-Abyazan, 1994).

Comment [A16]: L

Comment [A17]: Missing in reference list

## DETERMINATION OF MINERALS ELEMENTS

The samples were analyzed for mineral elements such as potassium, sodium, magnesium, calcium, and zinc using atomic absorption spectrophotometry. 5g of samples were weighed and heated into ashes using muffle furnace at 550°C for 5 hours in platinum crucible. This was cooled in desiccators' and digest with 10% HCL and filtered. The filtrate was filled with deionized water to the mark, before analyzed for K, Na, Mg, Ca, and Zn. Phosphorus was determined using UV- visible spectrophotometer at 436nm the samples was acidified with concentrated nitric acid and ammonium vanadate molydate was also added and take the absorbance Phosphate ion present (Onuwka, 2005, Marklar *et al.*; 1993).

Comment [A18]: Remove the space

Comment [A19]: ,

## RESULTS AND DISCUSSION

Proximate analysis results are as shown in table 1. The results indicated that moisture content of fresh tomatoes decreased from 91.70% to 10.525% during drying. This made the dried tomatoes to be free from microbial activities as reported by (Aliyu *et al.*, 2018) that microbial activity increased in a higher moisture content of food substance. Decrease in moisture content of dried tomatoes increased the carbohydrate content; this may be the reason of high calories of energy in the dried sample.

Statistical analysis showed no significant difference in nutritional contents between dried and fresh tomato samples at 95% degree of confidence. Result is not in agreement with Aliyu *et al.*, 2018, that there is significant different in nutritional value of dried healthy and dried infected tomatoes. The fibre, protein and vitamin content of fresh and dried are 0.17% - 6.42, 2.5% - 0.23%, 14.32% - 12.12%. This indicate that both dried can also provide fiber content which is very essential to reduce circulation of cholesterol and increase in glucose tolerance level in body (opega *et al.*, 2018). Vitamin C is an antioxidant that removed free radicals and increase immune system can also be provided by dried tomatoes. Protein also present in a reasonable amount in dried tomatoes samples despite loss of total moisture contents.

Comment [A20]: o

Comment [A21]:

Comment [A22]: 2018 OR 2017?

The mineral composition of both fresh and dried tomatoes samples are as shown in table 2. There was a slight reduction in the dried sample but not significantly different from the fresh sample and this may be

attributed to the loss of the moisture or water content of the fresh tomatoes, as a result most of the soluble ions escaped during drying as reported by (Turkan, A, *et,al*; 2010 ).

- Comment [A23]:
- Comment [A24]:
- Comment [A25]: ,
- Comment [A26]: Missing in reference list

Calcium is an important constituent of bone formation and strong teeth, hence both fresh and dried tomato can provide enough calcium to the body tissue to prevent osteoporosis in adult and rickets in children and also colon cancer. All the essential mineral elements are present in both fresh and dried tomatoes in a reasonable amounts for bone formations, enzyme reactions, blood formation and other health body tissue (oyetayo, F.L.& Ibitoye, M.F.2012).

- Comment [A27]:
- Comment [A28]:
- Comment [A29]:

Phytochemicals compositions of fresh and dried tomatoes as shown in table 3. Indicate the presence of tannin, oxalate, phytate, saponin, phenolic, flavoid and alkaloid in both fresh and dried tomatoes but showed a significant reduction in mg/100 during drying. These maybe attribute to the volatility of phytochemical that lead significant amounts to escape during drying (Opega *et,al*; 2017)

- Comment [A30]:
- Comment [A31]:

Phytate concentration can influence the functional and nutritional properties of foods, depending on the concentration and also has ability to lower blood glucose and cholesterol, reduces the risk of cancer by absorbing the divalent and multivalent minerals required by cancerous cell to multiply. Phytochemicals in the tomatoes neutralize the free radical and inhibit the oxidative activity (oyetayo, F. & Ibitoye, M. 2018, Opega *et,al*,2017).

**Table 1: Proximate Analysis of fresh and dried tomatoes**

- Comment [A32]: Table 1 and figure 1 are representing the same data. Therefore, remove one of them

Samples	Fresh tomatoes %	Dried Tomatoes %	% Difference
Moisture	91.70	10.52	81.18
Ash	0.21	3.93	3.72
Carbohydrate	7.60	76.4	68.80
Protein	2.50	0.98	1.52
Fiber	0.17	6.42	6.25
Lipid	0.20	0.23	0.03
Vitamin C	14.32	12.21	2.11
Lycopene	89.52	70.91	18.61
Total Energy	32.68	317.67	284.99

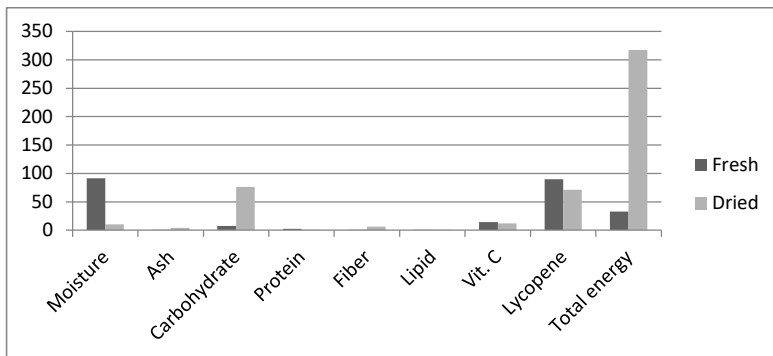


Fig: 1 Graph of proximate analysis of fresh and dried tomatoes

**Comment [A33]:** Representing same data of table 1. This is not acceptable

**Table 2. Mineral Elements of fresh and dried tomatoes**

Elements (mg/100g)	Fresh tomatoes	Dried tomatoes
<b>K</b>	<b>12.90±0.01</b>	<b>9.80 ±0.00</b>
<b>Na</b>	<b>4.45 ± 0.12</b>	<b>2.45 ±0.01</b>
<b>Mg</b>	<b>9.75 ±0.02</b>	<b>0.35 ±0.21</b>
<b>Ca</b>	<b>30.06 ±0.00</b>	<b>25.35 ±0.00</b>
<b>Zn</b>	<b>0.36 ±0.01</b>	<b>0.26±0.00</b>
<b>P</b>	<b>28.52 ± 0.15</b>	<b>20.60± 0.16</b>

**Comment [A34]:** Table 2 and Fig 2 are same data. Should remove one

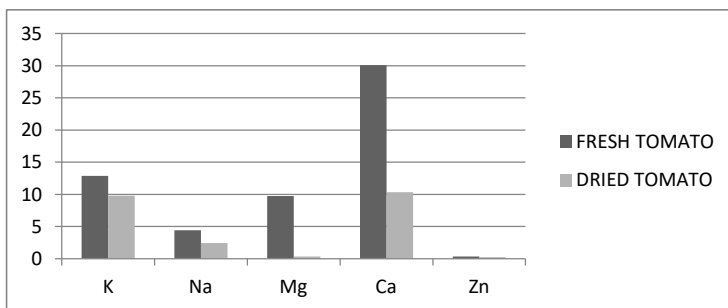


Fig 2: Graph of mineral elements in fresh and dried tomatoes

**Table 3: Anti -Nutritional Factors (phytochemical) in fresh and dried tomatoes**

**Comment [A35]:** Table 3 and fig 3 are same data

Phytochemicals mg/100g	Fresh tomatoes	Dried tomatoes
<b>Taninn</b>	<b>0.09 ±0.00</b>	<b>0.21 ±0.00</b>
<b>Oxalate</b>	<b>0.68 ±0.00</b>	<b>0.42 ±0.00</b>
<b>Phytate</b>	<b>1.13 ±0.00</b>	<b>0.30±0.00</b>
<b>Saponin</b>	<b>1.31 ±0.00</b>	<b>0.13 ±0.00</b>
<b>Phenolic acid</b>	<b>1.25 ±0.00</b>	<b>0.94 ± 0.00</b>
<b>Flavonoid</b>	<b>28.62 ± 0.00</b>	<b>20.51 ± 0.00</b>
<b>Alkaloid</b>	<b>20.51 ± 0.00</b>	<b>15.23 ± 0.00</b>

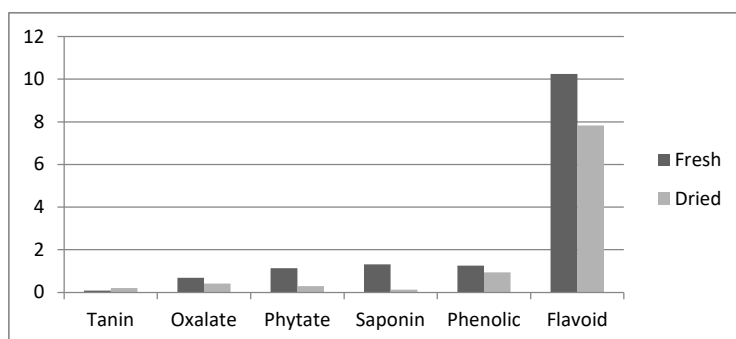


Fig 3: Graph of phytochemicals in fresh and dried tomatoes

## CONCLUSION

Since the only available method of storing tomatoes in the post harvest season by farmer is traditional drying method. The study concluded that despite the fact that the drying method was done in traditional ways by the farmers to prevent losses of post harvest tomatoes, there was known significant difference in loss of nutritional contents between fresh and dried tomatoes. There is need to educate farmers and provide a conducive environment for drying process in order to reduced possible contamination to meet the global standard of food processing practice. Also there is need for further research to check the amino acid contents of both fresh and dried tomatoes.

## References:

- AOAC (2005). Official methods of analysis of the AOAC International. (18th ed.). Gaithersburg (USA): AOAC International; 2005.
- AOAC (2003). Official Methods of Analysis, Association of Official Analytical Chemists, Washington, D.C, 2003.
- AOAC (2000). Official method of Analysis of Association of Analytical Chemists International. 17th Edition, Horowitz, Maryland, 2000
- AOAC (1997). Official Methods of Analysis. Association of Official Analytical Chemists. 15th Edition. Washington D.C, 1997
- AOAC (1995). Non-enzymatic methods of crude methods of analysis international. 1 Edition Method 4.6.01(962.09), 6<sup>th</sup> International, Maryland, USA;
- Arah, I. K., Kumah, E. K., Anku, E. K., & Amaglo, H. (2015). An overview of post-harvest losses in tomato production in Africa: causes and possible prevention strategies. *Journal of Biology, Agriculture, and Healthcare*, 5(16), 78-88.
- Abdulmalik, I. O., Amony, M. C., Ambali, A. O., Umeanuka, P. O., & Mahdi, M. (2014). Appropriate Technology for Tomato Powder Production. *International Journal of Engineering Inventions*, (3), 29-34
- Adegbola, J. A., Awagu, F., Adu, E. A., Anugwom, U. D., Ishola, D. T., & Bodunde, A. A. (2012). Investment opportunities in tomato processing in Kano, Northern Nigeria. *Global Advance Research Journal of Agricultural Science*, 1(10), 288-297
- Adenegan, K. O., & Adeoye, I. B. (2011). Price analysis of tomato in rural and urban retail markets of Oyo State. *International Journal of Agricultural Economics & Rural Development*, 4(2), 90-96.
- Akinmutimi A.H. (2006) Chemical analysis of Nutritive value of raw and processed Jack fruit seeds (*Artocarpus heterophyllus*) *Agricultural Journal*. (1):266-271.
- Aliyu L., Usman A., & Mani U. (2018) Evaluation of nutritional composition of healthy and infected dried Tomato chips sold in Sokoto metropol. *A journal of innovation food*. 6 (2): 1-4
- Costescu C, Parvu D, Riviş A. (2006). The determination of some physical-chemical characteristics for Orange, grapefruit and tomato juices. *Journal of Agroalimentary Processes and Technologies*. 12(2):429-432.
- Gopalan C, Ramasastri BV, Subramanian SC (2012). Nutritive value of foods National institute of nutrition, ICMR, Hyderabad.
- Jorge, A., Almeida, D. M., Canteri, M. H. G., Sequinel, T., Kubaski, E. T., & Tebcherani, S. M. (2014). Evaluation of the chemical composition and color in long-life tomatoes (*Lycopersicon esculentum* Mill) dehydrated by combined drying methods. *International journal of food science & technology*, 49(9), 2001-2007.
- Onwuka GL. (2005). Food analysis and instrumentation theory and practice. Naphthali Prints, Lagos, Nigeria. theory and practice. Naphthali Prints.
- Oyetayo, F.L., & Ibitoye, M.F., (2012). Phytochemical and nutrient/antinutritional interactions in cherry tomato fruit, *international journal of advanced Biological research* vol.2(4) 2012: 681-684.
- Opega J.L., Yusuf P.A., Kadiri, A.O., & Nurudeen, A. (2017). Effect of Drying methods and storage condition on nutritional value and sensory properties of dehydration tomato powder. *International journal of biochemistry research and review*. 19(1): 1-7.
- Sagar, V. R., & Kumar, P. S. (2010). Recent advances in drying and dehydration of fruits and vegetables: a review. *Journal of food science and technology*, 47(1), 15-26.
- Sheshma J., & Raj John D. (2014). Effect of Pre-Drying Treatments on Quality Characteristics of Dehydrated Tomato Powder, *International Journal of Research in Engineering & Advanced*

Comment [A36]: Missing in the text (not cited)

Comment [A37]: Missing in the text (not cited)

Comment [A38]: Missing in the text (not cited)

Technology. ; 2(3):1- 15