

Influence of organic manure and mycorrhizae along with inorganic fertilizers on crop growth and yield of maize

ABSTRACT

Field experiment was conducted during Rabi 2021-22 to evaluate the synergistic effect of organic manure and mycorrhizae on soil health and crop performance in winter maize (*Zea mays* L.) at Agronomy Research Farm of Acharya Narendra Deva University of Agriculture & Technology, Kumarganj, Ayodhya- 224229. The experiment was laid out in randomized block design and replicated thrice. The experiment consists of 8 treatments i.e. T₁ (Control), T₂ (100% RDF), T₃ (80% RDF + 20% VC+ Mycorrhizae), T₄ (80% RDF + 20% PM+ Mycorrhizae), T₅ (60% RDF + 40% VC+ Mycorrhizae), T₆ (60% RDF+ 40% PM+ Mycorrhizae), T₇ (60% RDF+ 20% PM + 20 % VC+ Mycorrhizae), T₈ (50% VC+ 50% PM+ Mycorrhizae). Results showed that growth and yields were substantially improved under Treatment T₆ (60% RDF+ 40% N-PM+ Mycorrhizae) viz. plant height (cm), leaf area index (LAI), dry matter accumulation (kg ha⁻¹), cob length (cm), number of grain rows cob⁻¹, number of grains cob⁻¹, test weight (g), weight of cob (g), grain yield (q ha⁻¹), stover yield (q ha⁻¹) and biological yield (q ha⁻¹). Conclusively, integration of inorganic fertilizers with organic manure and mycorrhizae can be used with optimum rates to improve crop growth and productivity on sustainable basis.

Keywords: Poultry Manure (PM), Vermicompost (VC), synergistic, maize, mycorrhizae, recommended dose of fertilizer (RDF).

1. Introduction

Maize (*Zea mays* L.) is one of the most flexible crops among all cereals that are produced globally under various agro-climatic conditions. Because it has a significantly larger production potential than all cereal crops, as a result, it is known as the "queen of cereals". 61 percent of maize produced worldwide is utilised as animal feed, 17 percent as food, and 22 percent as industrial feed, but in India, 52 percent is used for animal feed, 23 percent for human food and the rest is used by industries. Despite the fact that 80 percent of maize is grown as a rainfed crop, the maize crop provides around 9% to overall food production.

It is grown on around 160 million hectares (ha) of land in 166 nations with a vast range of soil, temperature, biodiversity, and management approaches. Maize is the most important food cereal crop, accounting for 40% of world food output (> 800 Mt.) per year. The United States is the world's top maize producer, accounting for over 35% of total maize output, followed by China, which accounts for more than 20% of global maize production on the same land as the United States. Maize is the most productive crop in the United States (> 10 t ha⁻¹) and is twice as productive as the global average (5.3 t ha⁻¹). India's production is just half that of the rest of the world (DMR, 2016).

Comment [YP1]:

The influence is common and less innovative or no novelty... Suggestion [replace it with synergism or integration, two words are in the summary, please]

Comment [YP2]: The number of summary words is still around 195, please add a brief introduction to the need for synergism of organic fertilizers and mycorrhizae and methodology so that readers can follow or repeat the research conducted

Comment [YP3]: Remember the title

Comment [YP4]: Remember the title

Comment [YP5]:

See how to select and write keywords types...!!!

After rice and wheat, maize is India's third most significant crop. India is now ranked 4th in terms of area and 8th in terms of maize output in the globe. Maize was cultivated on 8.80 million hectares in India in 2019, with a production of 22.56 million tonnes and a productivity of 2563 kg ha⁻¹, with Karnataka, Maharashtra, Madhya Pradesh, and Tamil Nadu contributing the most (FAI, 2019). Madhya Pradesh and Karnataka have the most maize-growing land (15 percent), followed by Maharashtra (10 percent), Rajasthan (9.18 percent), and Uttar Pradesh (8 percent). Maize was grown on 0.87 million hectares (9.18 percent of all land in India) and produced 1.64 million tonnes (5.71 percent of all land in India) with a productivity of 1884 kg ha⁻¹ in Rajasthan (Anonymous, 2018).

Use of organic manures alongside inorganic fertilizers often lead to increased soil organic matter (SOM), soil structure, water holding capacity and improved nutrient cycling and helps to maintain soil nutrient status, cation exchange capacity (CEC) and soil's biological activity (Sahaet al., 2008). The use of organic manure to meet the nutrient requirement of crop would be an inevitable practice since organic manures generally improve the soil physical, chemical and biological properties along with conserving capacity of the moisture holding capacity of soil and this, resulting in enhanced crop productivity along with maintain the quality of crop produce (Eledumaet al., 2020).

Vermicomposts are organic materials broken down by interactions between microorganism and earthworms in a mesophilic process (up to 25°C), to produce fully stabilized organic soil amendments with low C: N ratios. They have a high and diverse microbial and enzymatic activity, fine particulate structure, good moisture-holding capacity, and contain nutrients such as N, P, K, Ca and Mg in forms readily taken up by plants(Arancon and Edwards, 2009).

The combined application of poultry manure and inorganic fertilizers produced the synergistic effect on yield and yield attributes. Adeniyani and Ojeniyi (2005) reported higher maize yield from combined use of NPK fertilizer and poultry manure than from sole inorganic fertilizer applications.

2. Materials and Methods

2.1. Site description and treatments

The field experiment was conducted during Rabi season 2021-2022 at Agronomy Research Farm of Acharya Narendra Deva University of Agriculture & Technology, Kumarganj, Ayodhya (U.P.). Geographically, this region falls under sub-tropical climate and it is situated at 24.4° -26.56°N latitude, 82.12° E longitude and at an Indo-gangetic alluvial of eastern Uttar Pradesh in India. The annual rainfall of this region is about 1100 mm in which 85 per cent received during monsoon (mid June to end of September).The winter month are cold and dry and occasional frost occurring during the period.The experiment was laid out in randomized block design and replicated thrice. Following treatments were used in this experiment.

Comment [YP6]: Attention to how to write temperature..please!!!

Comment [YP7]: Old reference

Comment [YP8]: Old reference

Symbol	Treatment
T1	Control
T2	100 % RDF (120:60:50)
T3	80% RDF + 20% N-Vermicompost (VC) + Mycorrhizae
T4	80% RDF + 20% N-Poultry Manure (PM) + Mycorrhizae
T5	60 % RDF + 40% N-Vermicompost (VC) + Mycorrhizae
T6	60% RDF + 40% N-Poultry Manure(PM) + Mycorrhizae
T7	60% RDF + 20% N –Vermicompost(VC) + 20% N-Poultry Manure (PM) + Mycorrhizae
T8	50% N-Vermicompost (VC) + 50% N -Poultry manure (PM) + Mycorrhizae

Comment [YP9]: Untreatment.....???

2.2. Soil properties determinations

Soil samples (0-30 cm) were collected from different sites of the experimental site and mixed properly to make a composite sample to assess its physico-chemical properties. The following soil parameters were determined after air drying and grinding after passing through a 2-mm screen: (i) soil bulk density (ii) soil particle density (iii) soil porosity (iv) soil pH (v) electrical conductivity (vi) soil organic carbon (vii) available N, P, K.

Table 1. Physico- chemical properties of soil before experiment

Soil Properties		Values in 2021	Method of determination
1.	Sand (%)	24.4	Hydrometer (Bouyocos, 1962)
2.	Silt (%)	51.5	
3.	Clay (%)	24.1	
4.	Textural class	Silt loam	Triangular method (Lyon <i>et al.</i> , 1952)
5.	Soil bulk density (g/cc)	1.40	Core method (Jackson, 1973)
6.	Soil pH (1:2.5)	8.14	Glass electrode pH meter (Jackson, 1973)
7.	Electrical Conductivity (1:2.5) (dSm ⁻¹)	0.34	Electrical conductivity meter (Jackson, 1973)
8.	Organic carbon (%)	0.45	Rapid titration method

			(Walkley and Black, 1934)
9.	Available N (kg ha ⁻¹)	157	Alkaline permanganate method (Subbiah and Asija, 1956)
10.	Available P (kg ha ⁻¹)	15.16	Olsen's method (Olsen <i>et al.</i> , 1954)
11.	Available K (kg ha ⁻¹)	228	Flame photometer (Jackson, 1973)

2.3. Plant height

Five plants were selected randomly from each plot and tagged. The height was measured in cm with the help of meter scale from the base of the plant to top of the plant and mean value was computed at 30,60,90 DAS and at harvest.

2.4. Leaf area index

The leaf area of five plants was measured by automatic leaf area meter at 30, 60 and 90 days after sowing of the crop. Leaf area index was calculated by the formula.

$$\text{Leaf area index} = \text{leaf area} / \text{ground area.}$$

2.5. Dry matter accumulations (kg ha⁻¹)

At harvest, five plants were randomly selected from border area of each plot. Plant samples were cleaned and chopped then put separately in perforated paper bags and allow for over dry at 65°C until all the moisture in the plants was escaped . At last weighed the constant dry weight and expressed in gram plant⁻¹ then multiplied with total number of plants in a hectare.

2.6. Statistic analysis

Data collected were subjected to statistical analysis by using a computer program OPSTAT. Least Significant Difference test (LSD) at 5% probability level was applied to compare the differences among treatments means.

Comment [YP10]: Deleted spacing

3. Result and Discussion

3.1. Growth attributes

Growth parameters viz., plant height, leaf area index and dry matter accumulation of maize varied significantly with different treatment combinations.

A. Plant height

Plant height (69.5, 179.7 and 204.1cm at 30, 60 and 90 DAS, respectively) was recorded maximum under application of 60% RDF + 40% N-Poultry Manure(PM) + Mycorrhizae (Table 2). The beneficial effect of poultry manure might be due to the elevated supply of higher amount of both macroand micronutrient particularly nitrogen that helped in rapid cell division and

cellelongation. These results are in consonance with the conclusions of Warren *et al.* (2006) and Farhadet *al.* (2009).

Comment [YP11]: Old reference

B. Dry matter accumulation

The maximum dry matter accumulation (723, 6910 and 14889 kg ha⁻¹ at 30, 60 and 90 DAS respectively) was recorded maximum under application of 60% RDF + 40% N-Poultry Manure(PM) + Mycorrhizae (Table 3). The highest dry matter accumulation was recorded under 60% RDF + 40% N-Poultry Manure(PM) + Mycorrhizae followed by application of 60% RDF + 20% N -Vermicompost (VC) + 20% N-Poultry Manure (PM) + Mycorrhizae. The increase in dry matter accumulation under treatment T₆ might be due to slow release of nutrients with the application of poultry manure which enabled the leaf area duration to extend and provided an opportunity for the plants to increase the photosynthetic rate leading to the higher accumulation of dry matter. The similar result was earlier reported by Amanullah, (1997) and Ibeawuchiet *al.* (2007).

Comment [YP12]: Old reference

C. Leaf area index

The maximal leaf area index (1.46, 5.47 and 4.79 at 30, 60 and 90 days respectively) was observed under application of 60% RDF + 40% N-Poultry Manure(PM) + Mycorrhizae followed by application of 60% RDF + 20% N -Vermicompost (VC) + 20% N-Poultry Manure (PM) + Mycorrhizae(Table 4). The congenial response of poultry manure is due to increased uptake of nitrogen which being the constituent of protoplasm and protein, induced the vegetative growth of the plant. In the present study also, better utilization of nitrogen resulted in higher leaf surface area and there by higher LAI. This result is in conformity with earlier determinations of Agyenimet *al.* (2006) and Berdjouret *al.* (2020) who reported similar finding in maize.

Comment [YP13]: Old reference


Table 2. Synergistic effect of organic manure and mycorrhizae on plant height (cm) of maize at different crop growth stages

Treatments		Plant height (cm)		
		30 DAS	60 DAS	90 DAS
T ₁	Control	54.32	142.16	168.31
T ₂	100 % RDF (120:60:50)	58.83	159.24	182.16
T ₃	80% RDF + 20% N- (VC) + Mycorrhizae	59.40	162.14	186.38
T ₄	80% RDF + 20% N- (PM) + Mycorrhizae	61.86	165.36	190.53
T ₅	60 % RDF + 40% N- (VC) + Mycorrhizae	65.26	169.31	193.32
T ₆	60% RDF + 40% N- (PM) + Mycorrhizae	69.58	179.76	204.13

Comment [YP14]: delete this column, because there is already treatment T1-T8, only need to write a description at the bottom of the table Please follow in another table...!!!! See how to write a table,, please....!!

T ₇	60% RDF + 20% N- (VC) + 20% N- (PM) + Mycorrhizae	67.72	173.33	198.43
T ₈	50% N- (VC) + 50% N- (PM)+ Mycorrhizae	57.43	155.13	178.16
SEm±		0.65	2.38	3.12
CD (p=0.05)		2.01	7.31	9.57

Fig. 1. Synergistic effect of organic manure and mycorrhizae on plant height (cm) of maize at different crop growth stages



Comment [YP15]:
The title of picture is written above, is the writing method according to the guidelines of the journal. ??? Generally, the international journal layout that the title is after the picture.


Comment [YP16]: SUGGESTION: it is better to also display the standard deviation of each tested treatment so that the distribution of data in a sample is known and how close the data is to the mean value

Table 3. Synergistic effect of different organic manure and mycorrhizae on dry matter accumulation (kg ha⁻¹) of maize at different crop growth

Treatments		Dry matter accumulation (kg ha ⁻¹)		
		30 DAS	60 DAS	90 DAS
T ₁	Control	485	4769	11927
T ₂	100 % RDF (120:60:50)	538	5442	12704
T ₃	80% RDF + 20% N- (VC) + Mycorrhizae	578	5716	13109
T ₄	80% RDF + 20% N- (PM) + Mycorrhizae	598	6172	13323
T ₅	60 % RDF + 40% N- (VC) + Mycorrhizae	608	6312	13854
T ₆	60% RDF + 40% N- (PM) + Mycorrhizae	723	6910	14889
T ₇	60% RDF + 20% N- (VC) + 20% N-(PM) + Mycorrhizae	697	6693	14410

T ₈	50% N- (VC) + 50% N- (PM) + Mycorrhizae	506	5226	12490
SEm±		8.75	76.01	239.39
CD (p=0.05)		26.82	232.81	733.15

Fig 2. Synergistic effect of different organic manure and mycorrhizae on dry matter accumulation (kg ha⁻¹) of maize at different crop growth




Comment [YP17]: Idem...see previous comments please!!!!...

Comment [YP18]: [See previous comments] **SUGGESTION** it is better to also display the standard deviation of each tested treatment so that the distribution of data in a sample is known and how close the data is to the mean value

Table 4. Synergistic effect of different organic manure and mycorrhizae on leaf area index of maize at different crop growth

Treatments		Leaf Area Index		
		30 DAS	60 DAS	90 DAS
T ₁	Control	0.91	3.87	3.02
T ₂	100 % RDF (120:60:50)	1.21	4.17	3.38
T ₃	80% RDF + 20% N- (VC) + Mycorrhizae	1.23	4.19	3.61
T ₄	80% RDF + 20% N- (PM) + Mycorrhizae	1.23	4.57	3.81
T ₅	60 % RDF + 40% N- (VC) + Mycorrhizae	1.38	4.97	4.04
T ₆	60% RDF + 40% N- (PM) + Mycorrhizae	1.46	5.47	4.79
T ₇	60% RDF + 20% N- (VC) + 20% N- (PM) + Mycorrhizae	1.44	5.38	4.68
T ₈	50% N- (VC) + 50% N- (PM) + Mycorrhizae	1.19	4.14	3.27
SEm±		0.01	0.07	0.06
CD (p=0.05)		0.05	0.21	0.19

Fig. 3. Synergistic effect of different organic manure and mycorrhizae on leaf area index of maize at different crop growth



Comment [YP19]: Idem.... See previous comments please.!

Comment [YP20]: Idem... see previous comments [suggestion]: it is better to also display the standard deviation of each tested treatment so that the distribution of data in a sample is known and how close the data is to the mean value

Yield attributes


Yield parameters viz., cob length, cob weight, number of grain rows/cob, number of grains/row, number of grains/cob and test weight of maize varied significantly with different treatment combinations.

It is apparent from the table 5 that application of 60% RDF + 40% N-Poultry Manure(PM) + mycorrhizae recorded maximum cob length (17.74 cm), cob weight (232.45 g), number of grain rows/cob (16.0), number of grains/row (29.94), number of grains/cob (452.31) and test weight (220.83 g) followed by application of 60% RDF + 20% N -Vermicompost (VC) + 20% N-Poultry Manure (PM) + Mycorrhizae. Significantly higher cob length, cob weight, number of grains/row, test weight, number of grain rows/cob and number of grains/cob was obtained under treatment T₆ followed by T₇ treatment. This increase in yield attributes might be due to higher availability of all the nutrients from poultry manure and increased translocation of all nutrients up to cob formation and the resultant uptake of nutrients. Increase in yield attributes under treatment 60 % RDF + 40 % Nitrogen through poultry manure and mycorrhizae was as a result of improved photosynthates translocation from source to sink and better absorption of all nutrients in hybrid maize. The result is in accordance with earlier conclusions of Mukhtar *et al.* (2011).

Table 5. Synergistic effect of organic manure and mycorrhizae on yield attributes of maize

Treatments		Cob Length (cm)	No. of grain rows cob ⁻¹	No. of grains row ⁻¹	No. of grains cob ⁻¹	Test weight (g)	Weight of cob (g)
T ₁	Control	11.10	11.60	18.34	202.48	150.12	202.36
T ₂	100 % RDF (120:60:50)	14.41	13.60	26.36	354.25	170.12	209.13
T ₃	80% RDF + 20% N- (VC) + Mycorrhizae	14.65	14.40	27.00	363.52	171.18	214.67
T ₄	80% RDF + 20% N- (PM) + Mycorrhizae	15.49	14.40	27.54	371.23	181.53	215.80
T ₅	60 % RDF + 40% N- (VC) + Mycorrhizae	16.12	15.20	27.86	389.61	192.32	217.14
T ₆	60% RDF + 40% N- (PM) + Mycorrhizae	17.74	16.00	29.94	452.31	220.83	232.45
T ₇	60% RDF + 20% N- (VC) + 20% N- (PM) + Mycorrhizae	17.46	15.60	28.97	436.36	210.16	225.38
T ₈	50% N- (VC) + 50% N- (PM) + Mycorrhizae	13.62	13.20	26.02	341.38	169.14	207.23
SEm±		0.23	0.15	0.31	5.70	3.53	2.81
CD (p=0.05)		0.72	0.47	0.98	17.46	10.81	8.48

Fig. 4. Synergistic effect of organic manure and mycorrhizae on yield attributes of maize



Comment [YP21]: Idem.....see previous comments please....!!

Comment [YP22]: See previous comments...[suggestion]: it is better to also display the standard deviation of each tested treatment so that the distribution of data in a sample is known and how close the data is to the mean value


Yield

It is apparent from the table 6 and figure 5 that application of 60% RDF + 40% N-Poultry Manure (PM) + mycorrhizae recorded maximum grain yield (39.83 q ha^{-1}), stover yield (65.71 q ha^{-1}) and biological yield (105.56 q ha^{-1}) followed by application of 60% RDF + 20% N - Vermicompost (VC) + 20% N-Poultry Manure (PM) + Mycorrhizae. Grain and stover yield of crop is significantly influenced by the application of poultry manure and mycorrhizae along with chemical fertilizer. The increase in yield under treatment T_6 is due to the efficient consumption of nutrients supplied by poultry manure along with inorganic fertilizers to maize as reported by Yilmaz *et al.* (2008). The combined application of poultry manure and inorganic fertilizers produced the synergistic effect on yield and yield attributes. Adeniyani and Ojeniyi (2005) reported higher maize yield from combined use of NPK fertilizer and poultry manure than from sole inorganic fertilizer applications. The similar finding was earlier reported by Shiyama *et al.* (2017) and Udomet *et al.* (2019).

Table 6. Synergistic effect of organic manure and mycorrhizae on yield of maize

Treatments		Grain Yield (q ha ⁻¹)	Stover Yield (q ha ⁻¹)	Biological Yield (q ha ⁻¹)
T ₁	Control	17.28	39.61	56.92
T ₂	100 % RDF (120:60:50)	29.64	53.64	83.63
T ₃	80% RDF + 20% N- (VC) + Mycorrhizae	30.57	55.32	85.89
T ₄	80% RDF + 20% N- (PM) + Mycorrhizae	32.36	57.24	89.63
T ₅	60 % RDF + 40% N- (VC) + Mycorrhizae	35.18	60.86	96.14
T ₆	60% RDF + 40% N- (PM) + Mycorrhizae	39.83	65.71	105.56
T ₇	60% RDF + 20% N- (VC) + 20% N- (PM) + Mycorrhizae	38.86	65.04	104.11
T ₈	50% N- (VC) + 50% N- (PM) + Mycorrhizae	29.14	53.10	82.47
SEm±		0.42	0.36	0.94
CD (p=0.05)		1.31	1.11	2.88

Fig. 5. Synergistic effect of organic manure and mycorrhizae on yield of maize



Comment [YP23]: Idem.... See previous comments please...!!!

Comment [YP24]: suggestion: it is better to also display the standard deviation of each tested treatment so that the distribution of data in a sample is known and how close the data is to the mean value

Conclusion

The study revealed that the incorporation of different organic manure and mycorrhizae along with inorganic fertilizers generally improved the soil physical and chemical properties which help in the growth and productivity of maize crop. Application of 60% RDF + 40% N- PM + Mycorrhizae significantly improve growth attributes, yield attributes and yield of the maize crop.

Comment [YP25]: Integration or synergism

Comment [YP26]: What are the physical and chemical properties of the soil, although the conclusion must be explained

References

Adeniyani O. N and Ojeniyi S.O. (2005). Effect of poultry manure, NPK 15 – 15- 15 fertilizer and combinations of their reduced levels on maize growth and their chemical properties. *SSSN 2005* vol. **15**: 34 - 41.

Comment [YP27]: the number of references cited is only 16, only six are the most recent while the rest [10] are references that are more than 10 years old. Please add a minimum of 20 new references [for international journals must be 80% of primary publications], the more references to support the research being carried out, will be more credible a quality manuscript...!!

Agyenim, S.B., J.Zickermann, and M. Kornnohrens. (2006). Poultry manure effect on growth and yield of maize. *West Africa J. Appl. Ecol.*, **9**: 1-11.

Comment [YP28]: The references more than 10 years [too old for international journal, please replace the last 10 years].

Amanullah, M.M. (1997). Effect of intercropping fertilizer levels and organic manures on the growth and yield of Cassava (*Manihotesculentacrantz*). *Ph.D. Thesis*. Tamil Nadu Agric. Univ., Coimbatore.

Comment [YP29]: Old reference, see previous comment...!!!

Comment [YP30]: Idem...!!!

Anonymous, (2018). Agriculture statistics at a glance (2018). *Government of India, Ministry of Agriculture & Farmers welfare Department, Cooperation & Farmers Welfare. Directorate of Economics and Statistics* 89-90.

Arancon, N.Q. and Edwards, C.A. (2009). Influences of vermicompost, produced by earthworms and microorganisms from cattle manure, food waste and paper waste, on the germination, growth and flowering of petunias in the greenhouse. *Appl. Soil Eco.* **39**, 91-99.

Comment [YP31]: Idem...!!!

Berdjour, A., Dugje, I.Y., Rahaman, A., Odoom, D.A., Kamara, A.Y., and Ajala, S. (2020) Direct Estimation of Maize Leaf Area Index as Influenced by Organic and Inorganic Fertilizer Rates in Guinea Savanna. *Journal of Agricultural Science*; **Vol. 12**, DOI: 10.5539/jas.v12n6p66.

Eleduma, AF., Aderibigbe, ATB., Obabire, SO., (2020) Effect of cattle manure on the performances of maize (*Zea mays L*) grown in forest-savannah transition zone Southwest Nigeria. *Int. J. Agric. Sc. Food Technol.*, **6**(2): 110-114. DOI: [10.17352/2455-815X.000063](https://doi.org/10.17352/2455-815X.000063)

FAI. (2019). Fertiliser Statistics. The Fertiliser Association of India, New Delhi.

Farhad, W., M.F. Saleem, M.A. Cheema and H.M. Hammad. (2009). Effect of poultry manure level on the productivity of spring maize (*Zea mays L.*). *J. Animal Plant Sci.*, **19**(3): 122-125.

Comment [YP32]: Idem...!!!

Ibeawuchi, I.I., F.A. Opara, C.T. Tom, and J.C. Obiefuna. (2007). Graded replacement of inorganic with organic manure for sustainable maize production in Owerri Imo State, Nigeria. *Life Sci. J.*, **4** (2):82-87.

Comment [YP33]: Idem...!!!

Mukhtar, T., M. Arif, S. Hussain, M. Tariq and K. Mehmood(2011). Effect of different rates of nitrogen and Phosphorus fertilizers on growth and yield of maize. *J. Agric. Res.*, **49**(3):333-339.

Saha, S., Mina, B.L., Gopinath, K.A., Kundu, S., Gupta, H.S. (2008). Organic amendments affect biochemical properties of a sub temperate soil of the Indian Himalayas. *Nutr. Cycl. Agroecosys.* **80**, 233-242.

Comment [YP34]: Idem...!!!

Shiyam J. O, Garjil YA, Bobboyi M. (2017).Effect of Poultry Manure on Growth and Yield of Maize (*Zea mays*Var Praecox) in Jalingo, Taraba State, Nigeria.*Journal of Applied Life Sciences International* DOI: 10.9734/JALSI/2017/31972

Udom, B.E. Wokocha, C.C.and Ike-Obioha, J. (2019). Effects of Organic Manures on Soil Properties and Performance of Maize and Aerial Yam Intercrop. *International Journal of Agriculture and Earth Science* Vol. 5 No. 1 ISSN 2489-0081.

Warren J.G., S.B. Phillips. G.L. Mullins, D. Keahey and C.J. Penn (2006). Environmental and production consequences of using alum amended poultry litter as a nutrient source for corn. *J. Environmental Qual.*, **35**: 172–182.

Comment [YP35]: Idem...!!!

Yilmaz, S., M. Erayman, H. Gozubenli, and E. Can. (2008). Twin or narrow row planting patterns versus conventional planting in forage maize production in Eastern Mediterranean. *Cereal Res. Communication*, **36**:189–199.

Comment [YP36]: Idem...!!!