

EFFECT OF SEED SOWING TIME AND NUTRIENTS ON THE GROWTH AND YIELD OF FENNEL (*Foeniculumvulgare*)

Abstract

In order to investigate the influence of seed sowing time and nutrients on the growth and yield of fennel, an experiment based on Randomized Complete Block Design with twelve treatments and three replications at the Horticulture Farm of Sher-e-Bangla Agricultural University, Sher-e-Bangla Nagar, Dhaka during October, 2019 to July, 2020 season was carried out. Fennel variety 'BARI Mouri-1' was used as planting material in this study. The experiment consisted of two factors: Factors-A: Sowing time (4 levels): S_1 = First week of November, S_2 = Last week of November, S_3 = First week of December and S_4 = Last week of December; Factors-B: Nutrients (4 levels): T_0 = Control, T_1 = Vermicompost (2.50 t ha^{-1}), T_2 = NPK ($N_{80}P_{50}K_{60} \text{ kg ha}^{-1}$) and T_3 = Vermicompost (2.50 t ha^{-1}) + NPK ($N_{80}P_{50}K_{60} \text{ kg ha}^{-1}$). The result revealed that in case of seed sowing time S_2 (Last week of November) and in case of different level of nutrients T_3 [Vermicompost (2.50 t ha^{-1}) + NPK ($N_{80}P_{50}K_{60} \text{ kg ha}^{-1}$)] treatment exhibited its superiority to other treatments in terms of plant height, number of leaves, number of primary branches, number of secondary branches, number of umbel per plant, number of umbellet per umbel, no. of days to first flowering, seed weight per umbel, weight of 1000-seeds and seed weight per ha. Significantly the highest seed yield (2.34 t ha^{-1}) was found in S_2T_3 [(Last week of November with Vermicompost (2.50 t ha^{-1}) + NPK ($N_{80}P_{50}K_{60} \text{ kg ha}^{-1}$))] interaction due to the tallest plant at harvest (117.59 cm), number of leaves (15.07), number of primary branches (7.62), number of secondary branches (20.18), minimum days to first flower (82.60), maximum number of umbellet plant⁻¹ (27.72), number of umbel plant⁻¹ (26.75), maximum weight of 1000-seeds (6.38 g), maximum seed weight umbel⁻¹ (2.09 g).

Keywords: Seed sowing time; nutrients; vermicompost; growth; yield; fennel.

1. Introduction

Foeniculumvulgare Mill., universally known as fennel, is a medicinal and aromatic plant belonging to the Apiaceae (Umbelliferae) family. All parts of the plant such as root, stem, leaves and especially seeds are aromatic and can be used in many ways [1]. Phenols, phenolic glycosides and volatile aroma compounds such as trans-anethole, estragole and fenchone have been reported as the major phytoconstituents of this species. The phenolic compounds isolated from fennel are considered to be responsible for its antioxidant activity while the volatile aroma compounds make it an excellent flavouring agent. Mean essential oil content is 1.0-1.5% in leaves, 0.6-0.7% in roots and 2.0-6.0% in fruits [2]. Fennel is widely cultivated in Europe, Asia, the USA and many African countries as well as Brazil and Argentina for medicinal and feeding purposes [3]. Fennel is a minor spices crop in Bangladesh and is cultivated throughout the country in winter season. In Bangladesh and neighbouring country seeds are used for flavouring soaps, meat dishes and sauces, bread rolls, pastries and confectionery, liquors and in the manufacture of pickles.

Sowing date are very important parameters in crop production. Adjustment in sowing time creates favourable environmental condition for better performance of all physiological processes in plant and for escaping from pest and diseases which provides great opportunity to maximize the production. In very early seeding, the low temperatures of soil and frost damages cause a weak growth for plants in spring. On the other hand, very delaying seeding leads to a reduction in the growth period of plants and the chance of coincidence in the blossoming time since high temperatures which will have an opposite impact on the plant growth. One of the most important factors of agricultural production management is choosing the suitable time for cultivation to obtain optimum use of natural resources during the growth season [4].

Plant nutrient one of the most important factors that increase plant production. Adequate supply of nutrients increase the yield. Chemical fertilizers are key components for providing crop nutrients needs in recent years. In many cases, using chemical fertilizers have different negative environmental effects such as soil, water and air pollution, which increase environmental production cost [5]. To avoid the risk of these negative effects of chemical fertilizers, it is necessary to use organic or biological fertilizers which

Comment [K1]: spice

Comment [K2]: is

Comment [K3]: An

Comment [K4]: the soil

Comment [K5]: of

Comment [K6]: increase

Comment [K7]: nutrient

Comment [K8]: has

provide plant nutrients and also increase long term sustainability of agroecosystems. There is a strong relation between soil organic matter content and soil fertility, widely and universally accepted. At present, using organic manures and biofertilizers, such as vermicompost has led to a decrease in the application of chemical fertilizers and provide high quality products free of harmful agro chemicals for human safety [6]. Vermicompost is produced as an alternative to fertilizer to improve plant growth while not at the outlay of the environment. Vermicompost increased the bioavailability of nutrients from mineralization, which encourages high germination and dry matter production of plants [7]. Application of nutrient such as NPK and vermicompost induce the fennel production. [8] reported that vermicompost contains most nutrients in plant available forms, such as nitrates, phosphates and exchangeable calcium and soluble potassium. Soil treated with vermicompost, total porosities were 24% higher than in the unfertilized soil [9]. Some studies have reported that vermicompost can increase the quantity and quality of essential oil in a few medicinal plants such as basil [10] coriander [11], fennel [12]. The aim of this study was to determine growth and yield of fennel (*Foeniculum vulgare*) essential oil as affected by the sowing time and application of vermicompost and NPK fertilizer.

Comment [K9]: nutrients

Comment [K10]: the

2. MATERIALS AND METHODS

2.1 Experimental Site and Experimental Framework The research work was conducted at "Horticulture Farm" of Sher-e-Bangla Agricultural University, Sher-e-Bangla Nagar, Dhaka, during the period from November 2019 to March 2020. The location of the site was 23°74' N Latitude and 90°35' E Longitude with an elevation of 8.2 meters from the sea level (Anon, 1987). There are two factors named as factor-A (sowing time): S₁ = First week of November, S₂ = Last week of November, S₃ = First week of December, S₄ = Last week of December and Factor-B (nutrients): T₀ = Control, T₁ = Vermicompost (2.50 t ha⁻¹), T₂ = NPK (N₈₀P₅₀K₆₀ kg ha⁻¹), T₃ = Vermicompost (2.50 t ha⁻¹) + NPK (N₈₀P₅₀K₆₀ kg ha⁻¹). The two-factorial experiment was laid out in a Randomized Complete Block Design (RCBD) with three replications. The total area of the experimental plot was divided into three equal blocks. Each block was divided into 12 plots where 12 treatments combination were distributed randomly. There were 36 unit plots altogether in the experiment.

Planting materials The seeds of fennel cv. BARI Mouri-1 variety were collected from Bangladesh Agricultural Research Institute (BARI), Gazipur.

Comment [K11]: was

2.3 Application of manures and fertilizers Farmyard manure (FYM), Urea, TPS and MoP and were applied @ 2.5-ton ha⁻¹, 80, 50 and 60 kg ha⁻¹, respectively as per treatment. The FYM was applied after opening the land. The total amount of TSP and MoP were applied at the final land preparation. Total urea was applied in two installments. The 1st installments were applied at final land preparation and 2nd installments were applied 45 days after planting as top dressing as per treatment. The fertilizer was thoroughly mixed with the soil.

2.4 Statistical Analysis The collected data were compiled and tabulated. Statistical analysis was done on various plant characters to find out the significance of variance resulting from the experimental treatments. Data were analyzed using analysis of variance (ANOVA) technique with the help of computer package program MSTAT-C (software) and the mean differences were adjudged by least significant difference test (LSD) as laid out by [13].

Comment [K12]: the

3. RESULTS AND DISCUSSION

3.1 Plant height (cm)

Plant height is an important parameter which reflects the vegetative growth of plant. The plant height was significantly influenced by different sowing time on fennel (Figure 1). At 45 DAS, first week of November (S₁) showed the longest plant (9.25 cm) which was statistically identical to S₂ (9.11 cm) whereas, the shortest plant (7.83 cm) was found from last week of December (S₄) treatment. The last week of November (S₂) showed the longest plant (49.04 cm and 107.44 cm at 90 and 135 DAS, respectively) and the shortest plant (38.72 and 97.15 cm at 90 and 135 DAS, respectively) was found from last week of December (S₄) treatment. This might be due to the fact that last week of November possibly received favorable condition for quickest growth than those of other sowing time. This result agrees with the result

Comment [K13]: plants

Comment [K14]: the

obtained by [14] they reported that the sowing of fennel in the first date (20th November) resulted in increase of all studied vegetative.

The plant height was observed significantly influenced by different nutrients application (Figure 2). The tallest plant (10.84, 56.25 and 114.83 cm, respectively) was recorded from T₃ (Vermicompost (2.50 t ha⁻¹) + NPK (N₈₀P₅₀K₆₀ kg ha⁻¹)) application at 45, 90 and 135 DAS, while the shortest plant (6.63, 32.06 and 86.33 cm, respectively) was observed from control (T₀) treatment at the same growth stage. The tallest plant at all dates of observations were found when vermicompost with NPK application. The variation in plant height as influenced by different nutrients was perhaps due to proper utilization nutrients, moisture and light. This result is agreed with the findings [16]. [18] also conducted that the application of vermicompost increased the growth measurements.

Comment [K15]: nutrient

Comment [K16]: the

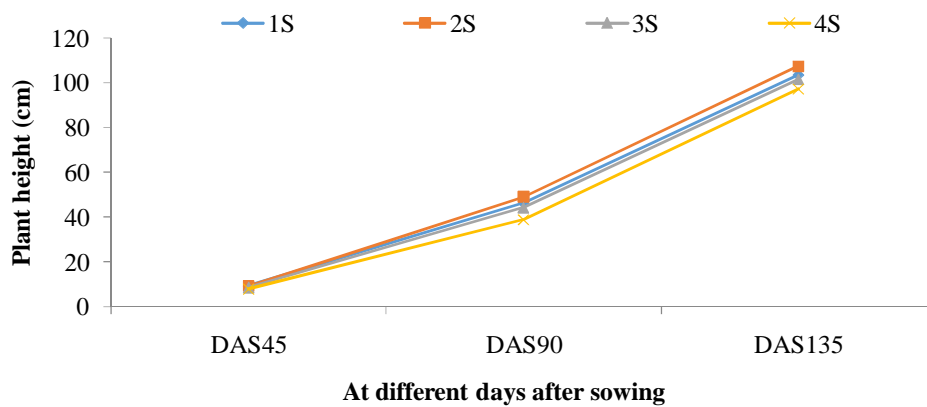


Figure 1. Effect of different sowing time on plant height (cm) at different days after sowing of fennel (*Foeniculum vulgare*) Here, Sowing time: S₁ – First week of November, S₂ – Last week of November, S₃ – First week of December and S₄ – Last week of December.

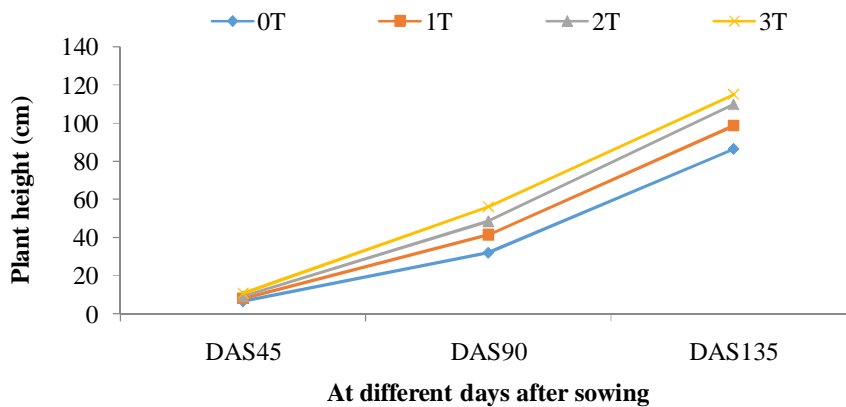


Figure 2. Effect of different nutrients on plant height (cm) at different days after sowing of fennel (*Foeniculumvulgare*) Here, Nutrient: T₀ - Control, T₁ - Vermicompost (2.50 t ha⁻¹), T₂ - NPK (N₈₀P₅₀K₆₀ kg ha⁻¹), T₃ - Vermicompost (2.50 t ha⁻¹) + NPK (N₈₀P₅₀K₆₀ kg ha⁻¹).

The combined effect of different sowing time and nutrients was found statistically significant on all dates of observation (Table 1). At 45 DAS, the tallest plant (11.83 cm) was measured from S₂T₃ (last week of November with Vermicompost 2.50 t ha⁻¹ + N₈₀P₅₀K₆₀ kg ha⁻¹) treatment, which was statistically similar to S₁T₃ (11.33 cm) and the shortest plant (6.00 cm) was recorded from S₃T₀ (first week of December with control) treatment, which was statistically similar to S₄T₀ (6.33 cm) and S₂T₀ (7.04 cm). At 90 DAS, the tallest plant (60.73 cm) was measured from S₂T₃ (last week of November with Vermicompost 2.50 t ha⁻¹ + N₈₀P₅₀K₆₀ kg ha⁻¹) treatment which was statistically similar to S₁T₃ (59.20 cm) whereas, the shortest plant (29.27 cm) was recorded from S₄T₀ (last week of December with control) treatment which was statistically similar to S₃T₀ (30.00 cm). At 135 DAS, the longest plant (117.59 cm) was measured from S₂T₃ (last week of November with Vermicompost 2.50 t ha⁻¹ + N₈₀P₅₀K₆₀ kg ha⁻¹) treatment while, the shortest plant (82.00 cm) was recorded from S₄T₀ (last week of December with control) treatment. This might be due to the fact that environmental conditions for vegetative growth were favorable for older seedlings for completing vegetative growth.

3.2 Number of leaves plant⁻¹

Good foliage indicates higher growth, development and productivity of plant. In the present study, the number of leaves per plant was found to be significantly influenced by the different sowing time (Table 2). The maximum number of leaves (12.68) plant⁻¹ of fennel was observed from S₂ (last week of November) treatment. Similar trend was obtained by [14] who reported that the planting of fennel plant in the first date (20th November) resulted in increase of number of leaves plant⁻¹.

The results showed highly significant effect of different nutrients application on the number of leaves plant⁻¹ (Table 3). The maximum number of leaves (14.02) was recorded from T₃ (Vermicompost 2.50 t ha⁻¹ + N₈₀P₅₀K₆₀ kg ha⁻¹) treatment. It was observed that number of leaves per plant was higher in plants with all nutrient's application. This result agrees with the findings of [16].

The maximum number of leaves (15.07) was recorded from S₂T₃ (last week of November with Vermicompost 2.50 t ha⁻¹ + N₈₀P₅₀K₆₀ kg ha⁻¹) treatment which was statistically similar (14.00) by S₃T₃ (first week of December with Vermicompost 2.50 t ha⁻¹ + N₈₀P₅₀K₆₀ kg ha⁻¹) treatment. On the other hand, the minimum number of leaves (8.20) was observed from S₄T₀ (last week of December with control) treatment of fennel which was statistically similar to S₃T₀ (9.33) and S₄T₁ (9.40) treatment.

Table 1. Combined effect of different sowing time and nutrients on plant height at different days after sowing of fennel (*Foeniculumvulgare*)

Treatments	Plant height (cm)		
	45 DAS	90 DAS	135 DAS
S ₁ T ₀	7.17 gh	33.13 j	87.07 i
S ₁ T ₁	8.50 de	42.47 g	98.00 f
S ₁ T ₂	10.00 c	50.47 d	113.53 b
S ₁ T ₃	11.33 ab	59.20 ab	115.27 b
S ₂ T ₀	7.04 hi	35.83 i	92.00 h
S ₂ T ₁	8.41 d-f	46.27 f	105.40 d
S ₂ T ₂	9.13 d	53.33 c	114.77 b
S ₂ T ₃	11.86 a	60.73 a	117.59 a
S ₃ T ₀	6.00 j	30.00 k	84.27 j
S ₃ T ₁	7.77 fg	40.13 h	96.00 fg
S ₃ T ₂	9.13 d	48.27 e	110.47 c
S ₃ T ₃	11.07 b	58.53 b	115.07 b

Comment [K17]: .

Comment [K18]: production

Comment [K19]: A similar

Comment [K20]: a

Comment [K21]: nutrient

Comment [K22]: the

Comment [K23]: applications

Comment [K24]: .

S ₄ T ₀	6.33 ij	29.27 k	82.00 k
S ₄ T ₁	7.73 f-h	37.20 i	95.00 g
S ₄ T ₂	8.13 ef	41.87 gh	100.20 e
S ₄ T ₃	9.10 d	46.53 ef	111.40 c
LSD _(0.05)	0.7238	1.9092	2.0084
CV%	4.91	2.49	3.08

In a column means having similar letter (s) are statistically similar and those having dissimilar letter(s) differ significantly by LSD at 0.05 levels of probability. Here, Sowing time: S₁ – First week of November, S₂ – Last week of November, S₃ – First week of December, S₄ – Last week of December and Nutrient: T₀ - Control, T₁ - Vermicompost (2.50 t ha⁻¹), T₂ - NPK (N₈₀P₅₀K₆₀ kg ha⁻¹), T₃ - Vermicompost (2.50 t ha⁻¹) + NPK (N₈₀P₅₀K₆₀ kg ha⁻¹).

3.3 Number of primary branches

Effect of different sowing time significantly influenced number of primary branches plant⁻¹ (Table 2). The highest number of primary branches plant⁻¹ (6.99) was recorded from the S₁ (first week of November) treatment. The lowest number (6.00) of primary branches plant⁻¹ was recorded from the S₄ (last week of December) treatment. This study revealed that first week of November produced maximum number of primary branches plant⁻¹. These findings are in accordance with the results of [19], [20].

Comment [DS225]: the

Comment [DS226]: nutrient

Effect of different nutrients application significantly influenced number of primary branches plant⁻¹ (Table 3). The highest number (7.42) of primary branches plant⁻¹ was recorded from the Vermicompost 2.50 t ha⁻¹ + N₈₀P₅₀K₆₀ kg ha⁻¹ (T₃) treatment. On the other hand, the lowest number (5.56) of primary branches plant⁻¹ was recorded from the control (T₀) treatment. This study revealed that all nutrients application produced maximum number of primary branches plant⁻¹. [[21] showed that the integrated nutrient management significantly affected different growth and yield attributes of fennel viz., plant height (cm), number of branches per plant.

Comment [DS227]: nutrient

Comment [DS228]: the

The combined effect of different sowing time and nutrients application was also found to be statistically significant in this respect (Table 4). The highest number (7.99) of primary branches plant⁻¹ was recorded from S₁T₃ (first week of November with Vermicompost 2.50 t ha⁻¹ + N₈₀P₅₀K₆₀ kg ha⁻¹) treatment which was statistically similar to S₁T₃ (7.62) treatment. On the other hand, the lowest number (4.81) of primary branches plant⁻¹ was observed from S₄T₀ (last week of December with control) treatment of fennel which was statistically identical to S₃T₀ (5.08) treatment.

3.4 Number of secondary branches

Effect of different sowing time significantly influenced number of secondary branches plant⁻¹ (Table 2). The maximum number of secondary branches plant⁻¹ (17.64) was recorded from the S₂ (last week of November) treatment whereas, the minimum (15.45) was recorded from the S₄ (last week of December) treatment. This study revealed that last week of November produced highest number of secondary branches plant⁻¹.

Comment [DS229]: ,

Comment [DS230]: the

Effect of different nutrients application significantly influenced number of secondary branches plant⁻¹ (Table 3). The maximum number (18.61) of secondary branches plant⁻¹ was recorded from the T₃ (Vermicompost 2.50 t ha⁻¹ + N₈₀P₅₀K₆₀ kg ha⁻¹) treatment whereas, the minimum (13.87) was recorded from the control (T₀) treatment. This study revealed that all nutrients application produced maximum number of secondary branches plant⁻¹.

Comment [DS231]: nutrient

Comment [DS232]: the

Table 2. Effect of different sowing time on number of leaves, number of primary branches, number of secondary branches and number of umbellet umbel⁻¹ of fennel (*Foeniculum vulgare*)

Treatments	Number of leaves	Number of primary branches	Number of secondary branches	Number of umbellet umbel ⁻¹
S ₁	11.67 b	6.99 a	16.40 b	23.51 b
S ₂	12.68 a	6.73 b	17.64 a	24.53 a
S ₃	11.33 b	6.26 c	15.82 c	22.63 c
S ₄	10.42 c	6.00 d	15.45 d	21.65 d

LSD _(0.05)	0.6283	0.2444	0.3389	0.5526
CV %	6.32	4.51	2.49	2.96

In a column means having similar letter (s) are statistically similar and those having dissimilar letter(s) differ significantly by LSD at 0.05 levels of probability. Here, Sowing time: S₁ – First week of November, S₂ – Last week of November, S₃ – First week of December and S₄ – Last week of December.

Table 3. Effect of different nutrients on number of leaves, number of primary branches, number of secondary branches and number of umbellet umbel⁻¹ of fennel (*Foeniculum vulgare*)

Treatments	Number of leaves	Number of primary branches	Number of secondary branches	Number of umbellet umbel ⁻¹
T ₀	9.30 d	5.56 c	13.87 d	20.34 d
T ₁	10.77 c	6.38 b	16.03 c	21.85 c
T ₂	12.02 b	6.62 b	16.81 b	24.55 b
T ₃	14.02 a	7.42 a	18.61 a	25.58 a
LSD _(0.05)	0.6283	0.2444	0.3389	0.5526
CV %	6.32	4.51	2.49	2.96

In a column means having similar letter (s) are statistically similar and those having dissimilar letter(s) differ significantly by LSD at 0.05 levels of probability. Here, Nutrient: T₀ - Control, T₁ - Vermicompost (2.50 t ha⁻¹), T₂ - NPK (N₈₀P₅₀K₆₀ kg ha⁻¹), T₃ - Vermicompost (2.50 t ha⁻¹) + NPK (N₈₀P₅₀K₆₀ kg ha⁻¹).

The combined effect of different sowing time and nutrients application was also found to be statistically significant in this respect (Table 4). The maximum number of secondary branches plant⁻¹ (20.18) was recorded from S₂T₃ (last week of November with Vermicompost 2.50 t ha⁻¹ + N₈₀P₅₀K₆₀ kg ha⁻¹) treatment combination which was statistically similar to S₁T₃ (19.61) treatment whereas, the minimum number (12.73) of secondary branches plant⁻¹ was observed from S₄T₀ (last week of December with control) treatment.

3.5 Number of umbel plant⁻¹

Different sowing time had significant effect on number of umbel plant⁻¹ of fennel (Figure 3). The highest number of umbel plant⁻¹ (22.94) was recorded from S₂ (last week of November) treatment. In comparison, the lowest number of umbel plant⁻¹ (17.53) was recorded from S₄ (last week of December) treatment of sowing time. Ayub *et al.* (2008) found that the number of umbels per plant were affected significantly by different sowing date.

Different nutrients application had significant effect on number of umbel plant⁻¹ of fennel (Figure 4). The highest number of umbel plant⁻¹ (24.39) was recorded from T₃ (vermicompost 2.50 t ha⁻¹ + N₈₀P₅₀K₆₀ kg ha⁻¹) treatment. In comparison, the lowest number of umbel plant⁻¹ (16.79) was recorded from T₀ (control) treatment of nutrients application.

Comment [DS233]: nutrient

Comment [DS234]: ,

Comment [DS235]: a

Comment [DS236]: the

Comment [DS237]: was

Comment [DS238]: The different

Comment [DS239]: a

Comment [DS240]: the

Comment [DS241]: Different

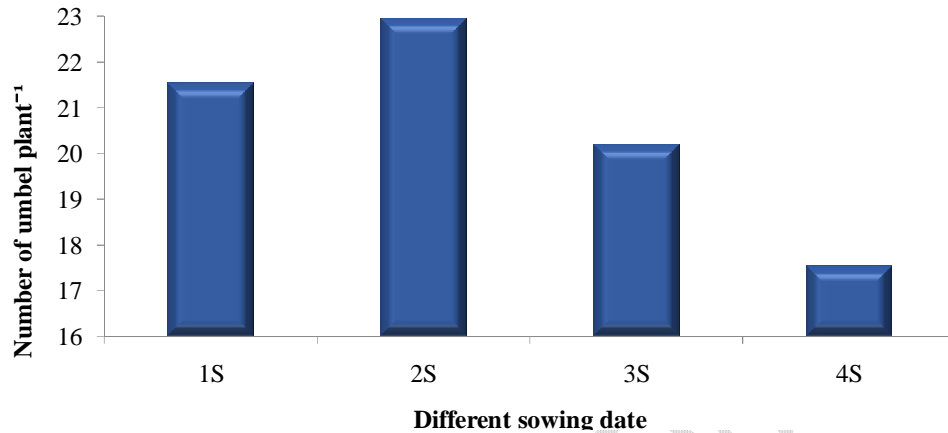


Figure 3. Effect of different sowing time on number of umbel plant⁻¹ of fennel (*Foeniculumvulgare*)(LSD value = 0.6279).Here, Sowing time:S₁ – First week of November, S₂ – Last week of November, S₃ – First week of December and S₄ – Last week of December.

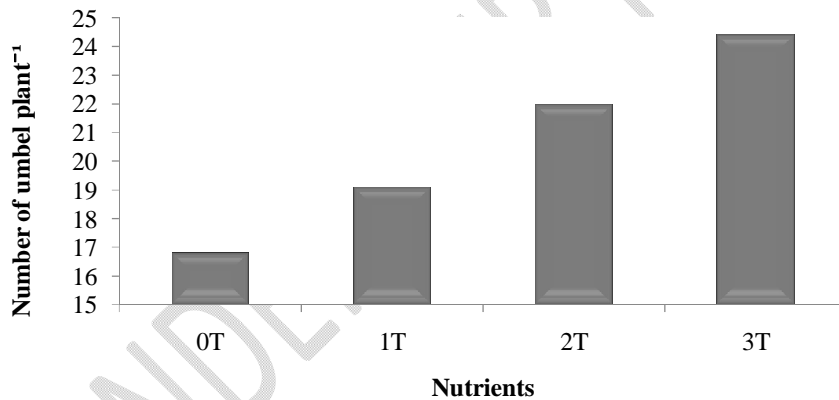


Figure 4. Effect of different nutrients on number of umbel plant⁻¹ of fennel (*Foeniculumvulgare*)(LSD value = 0.6279).Here, Nutrient: T₀ - Control, T₁ - Vermicompost (2.50 t ha⁻¹), T₂ - NPK (N₈₀P₅₀K₆₀ kg ha⁻¹), T₃ - Vermicompost (2.50 t ha⁻¹) + NPK (N₈₀P₅₀K₆₀ kg ha⁻¹).

Combined effect of different sowing time and nutrients application showed significant effect on number of umbel plant⁻¹ of fennel (Table 4). The highest number of umbel plant⁻¹ (26.75) was recorded from treatment combination of last week of November with Vermicompost 2.50 t ha⁻¹ + N₈₀P₅₀K₆₀ kg ha⁻¹ (S₂T₃) which was statistically similar to S₁T₃ (25.80) treatment. In comparison, the lowest number of umbel plant⁻¹ (14.53) was recorded from last week of December with control treatment combination (S₄T₀).

Comment [DS242]: The combined

Comment [DS243]: nutrient

Comment [DS244]: the

Comment [DS245]: the

3.6 Number of umbellet umbel⁻¹

Different sowing time had significant effect on number of umbellet umbel⁻¹ of fennel (Table 2). The maximum number of umbellet umbel⁻¹ (24.53) was recorded from S₂ (last week of November) treatment and the minimum (21.65) was recorded from S₄ (last week of December) treatment of sowing time.

Different nutrients application had significant effect on number of umbellet umbel⁻¹ of fennel (Table 3). The maximum number of umbellet umbel⁻¹ (25.58) was recorded from T₃ (vermicompost 2.50 t ha⁻¹ + N₈₀P₅₀K₆₀ kg ha⁻¹) treatment whereas, the minimum number of umbellet umbel⁻¹ (20.34) was recorded from T₀ (control) treatment of nutrients application.

Combination effect of different sowing time and nutrients application showed significant effect on number of umbellet umbel⁻¹ of fennel (Table 4). The maximum number of umbellet umbel⁻¹ (27.72) was recorded from treatment combination of S₂T₃ (last week of November with Vermicompost 2.50 t ha⁻¹ + N₈₀P₅₀K₆₀ kg ha⁻¹). On the other hand, the minimum number of umbellet umbel⁻¹ (19.07) was recorded from S₄T₀ (last week of December with control) treatment combination.

Table 4. Combined effect of different sowing time and nutrients on number of leaves, number of primary branches, number of secondary branches, number of umbel plant⁻¹ and number of umbellets umbel⁻¹ of fennel (*Foeniculum vulgare*)

Treatments	Number of leaves	Number of primary branches	Number of secondary branches	Number of umbel plant ⁻¹	Number of umbellet umbel ⁻¹
S ₁ T ₀	9.67 d	6.33 de	14.00 i	17.40 i	20.67 ij
S ₁ T ₁	11.67 c	6.80 cd	15.00 gh	20.20 fg	22.13 gh
S ₁ T ₂	12.00 c	6.88 c	17.00 d	22.73 d	24.67 cd
S ₁ T ₃	13.33 b	7.99 a	19.61 ab	25.80 ab	26.58 b
S ₂ T ₀	10.00 d	6.03 e	15.20 f-h	19.00 gh	21.40 hi
S ₂ T ₁	12.00 c	6.47 c-e	17.00 d	21.13 ef	23.75 d-f
S ₂ T ₂	13.67 b	6.80 cd	18.17 c	24.85 bc	25.25 c
S ₂ T ₃	15.07 a	7.62 ab	20.18 a	26.75 a	27.72 a
S ₃ T ₀	9.33 de	5.08 f	13.53 i	16.23 i	20.20 j
S ₃ T ₁	10.00 d	6.13 e	14.83 h	18.73 h	21.27 h-j
S ₃ T ₂	12.00 c	6.40 c-e	15.80 ef	21.53 de	25.52 bc
S ₃ T ₃	14.00 ab	7.41 b	19.12 b	24.27 c	23.53 ef
S ₄ T ₀	8.20 e	4.81 f	12.73 j	14.53 j	19.07 k
S ₄ T ₁	9.40 de	6.13 e	17.27 d	16.20 i	20.27 j
S ₄ T ₂	10.40 d	6.40 c-e	16.27 e	18.67 h	22.75 fg
S ₄ T ₃	13.67 b	6.68 cd	15.53 fg	20.73 ef	24.50 c-e
LSD _(0.05)	1.2566	0.4888	0.6777	1.2558	1.1051
CV%	6.32	4.51	2.49	3.48	2.96

In a column means having similar letter (s) are statistically similar and those having dissimilar letter(s) differ significantly by LSD at 0.05 levels of probability. Here, Sowing time: S₁ – First week of November, S₂ – Last week of November, S₃ – First week of December, S₄ – Last week of December and Nutrient: T₀ – Control, T₁ – Vermicompost (2.50 t ha⁻¹), T₂ – NPK (N₈₀P₅₀K₆₀ kg ha⁻¹), T₃ – Vermicompost (2.50 t ha⁻¹) + NPK (N₈₀P₅₀K₆₀ kg ha⁻¹).

3.7 DAS to first flower

Significant variation was observed for DAS (days after sowing) to first flower among the different sowing time (Table 5). The maximum DAS to first flower (88.43 day) was observed in S₄ (last week of December) treatment, while the minimum (82.76 day) was observed in S₁ (first week of November) treatment. The minimum number of days after sowing to first flower was observed with the crops sown on first week of November.

Comment [DS246]: a

Comment [DS247]: the

Comment [DS248]: The different

Comment [DS249]: a

Comment [DS250]: the

Comment [DS251]: ,

Comment [DS252]: nutrient

Comment [DS253]: nutrient

Comment [DS254]: the

Comment [DS255]: during

Comment [DS256]: the

Significant variation was observed for DAS to first flower among the different nutrient's application of fennel (Table 6). The maximum DAS to first flower (88.45 day) was observed in T₀ (control) treatment whereas, the minimum (83.30 day) was observed in T₃ (Vermicompost 2.5 t ha⁻¹ + N₈₀P₅₀K₆₀ kg ha⁻¹) treatment.

Comment [DS257]: ,

Comment [DS258]: during

Combined effect of different sowing time with different nutrients applications showed significant variation in DAS to first flower on fennel (Table 7). The maximum DAS to first flower (90.83 day) was recorded from S₄T₀ treatment. On the other hand, the minimum DAS to first flower (80.20 day) was observed from S₁T₃ treatment, which was statistically identical to that of S₁T₂ (80.57 day) treatment. The lowest number of DAS to first flower was observed in crops sown on first week of November with Vermicompost 2.5 t ha⁻¹ + N₈₀P₅₀K₆₀ kg ha⁻¹ application.

3.8 Seed weight umbel⁻¹(g)

Different sowing time had significant effect on seed weight umbel⁻¹ of fennel (Table 5). The maximum seed weight umbel⁻¹ (1.48 g) was recorded from S₄ (Last week of December) treatment whereas, the minimum seed weight umbel⁻¹ (1.27 g) was recorded from S₃ (first week of December) treatment of sowing time which was statistically identical (1.33 g) to S₂ (last week of November). Rassam *et al.* (2006) reported that delay in planting date caused significant reduction in seed weight per umbel.

Comment [DS259]: The different

Comment [DS260]: a

Comment [DS261]: ,

Different nutrients application had significant effect on seed weight umbel⁻¹ of fennel (Table 6). The maximum seed weight umbel⁻¹ (1.92 g) was recorded from T₃ (vermicompost 2.50 t ha⁻¹ + N₈₀P₅₀K₆₀ kg ha⁻¹) treatment whereas, the minimum seed weight umbel⁻¹ (0.88 g) was recorded from T₀ (control) treatment of nutrients application.

Comment [DS262]: The different

Comment [DS263]: a

Comment [DS264]: ,

Combination effect of different sowing time and nutrients application showed significant effect on seed weight umbel⁻¹ of fennel (Table 7). The maximum seed weight umbel⁻¹ (2.09 g) was recorded from treatment combination of S₂T₃ (last week of November with Vermicompost 2.50 t ha⁻¹ + N₈₀P₅₀K₆₀ kg ha⁻¹) treatment which was statistically identical (2.08 g) to S₄T₃ (Last week of december with Vermicompost 2.50 t ha⁻¹ + N₈₀P₅₀K₆₀ kg ha⁻¹) treatment. On the other hand, the minimum seed weight umbel⁻¹ (0.78 g) was recorded from last week of November with control treatment combination (S₂T₀) which was statistically similar to S₁T₀ (0.89 g) treatment combination.

Comment [DS265]: The combination

Comment [DS266]: nutrient

3.9. 1000-seeds weight (g)

1000-seeds weight showed significant difference of fennel due to different sowing time (Table 5). The highest weight of 1000 seeds (5.96 g) was recorded from S₂ (last week of November) treatment, which was statistically similar to S₁ (5.83 g), whereas the lowest weight of 1000 seeds (5.39 g) was observed in S₄ (last week of December) treatment. [19] found that the effect of different sowing time on 1000-seed weight of main, primary and secondary umbels was found to be non-significant.

Comment [DS267]: similar to

Comment [DS268]: low

Comment [DS269]: during

1000-seed weight of fennel differed significantly due to different nutrients application (Table 6). The highest weight of 1000 seeds (5.97 g) was recorded from T₃ (Vermicompost 2.50 t ha⁻¹ + N₈₀P₅₀K₆₀ kg ha⁻¹) treatment, which statistically similar to T₂ (5.81 g) treatment. On the other hand, the lowest weight of 1000 seeds (5.49 g) was found T₀ (control) treatment, which statistically similar to T₁ (5.65 g) treatment. Further increase in 1000-seed weight in treatments receiving NPK compared to control might be due to better availability of nutrients that might have helped in producing bolder and heavier seeds.

Comment [DS270]: The combined

Comment [DS271]: applications showed

Combined effect between different sowing time and nutrients applications showed significant variation in weight of 1000 seeds (Table 7). The highest 1000-seed weight (6.38 g) was recorded from S₂T₃ (last week of November with Vermicompost 2.50 t ha⁻¹ + N₈₀P₅₀K₆₀ kg ha⁻¹) which was statistically similar to S₁T₃ (6.12 g) treatment combination. On the other hand, the lowest 1000-seed weight (5.13 g) was observed in S₄T₀ (last week of December with control), which was statistically similar to S₄T₁ (5.35 g) and S₄T₃ (5.40 g) treatment combination.

Comment [DS272]: was observed

3.10 Seed yield plant⁻¹(g)

In the present study, the seed yield plant⁻¹ was found to be significantly influenced by the different sowing time (Figure 6). The highest seed yield plant⁻¹ (32.36 g) of fennel was observed from S₂ (last

week of November) treatment, while the lowest seed yield plant⁻¹ (27.23 g) was observed from S₄ (last week of December) treatment.

The results showed highly significant effect of different nutrients application on the seed yield plant⁻¹ (Figure 7). The highest seed yield plant⁻¹ (47.76 g) was recorded from T₃ (Vermicompost 2.50 t ha⁻¹ + N₈₀P₅₀K₆₀ kg ha⁻¹) treatment, while the lowest seed yield plant⁻¹ (15.05 g) of fennel was found from T₀ (control) treatment.

The combined effect of different sowing time and nutrients application was also found to be statistically significant in this respect (Table 7). The highest seed yield plant⁻¹ (56.04 g) was recorded from S₂T₃ (last week of November with Vermicompost 2.50 t ha⁻¹ + N₈₀P₅₀K₆₀ kg ha⁻¹) treatment combination. On the other hand, the lowest seed yield plant⁻¹ (13.80 g) was observed from S₄T₀ (last week of December with control) treatment combination of fennel.

Comment [DS273]: a

Comment [DS274]: nutrient

Comment [DS275]: nutrient

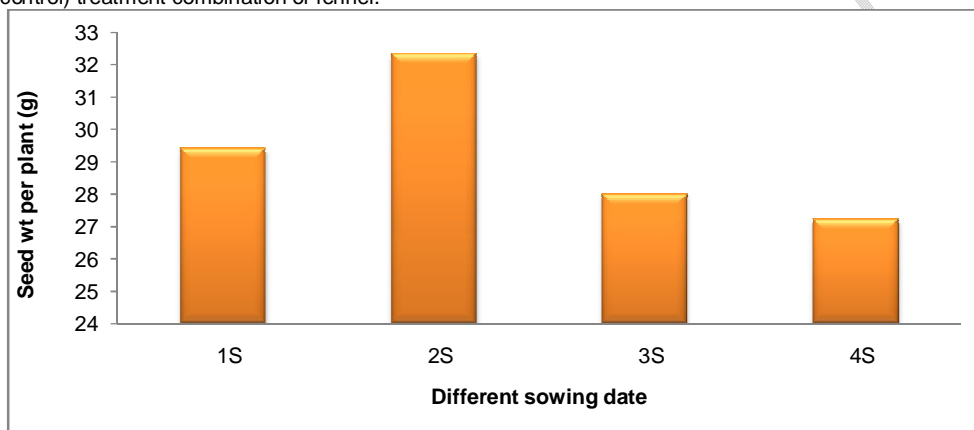


Figure 5. Effect of different sowing time on seed yield plant⁻¹ (g) of fennel (*Foeniculum vulgare*) (LSD value = 0.4858). Here, Sowing time: S₁ – First week of November, S₂ – Last week of November, S₃ – First week of December and S₄ – Last week of December.

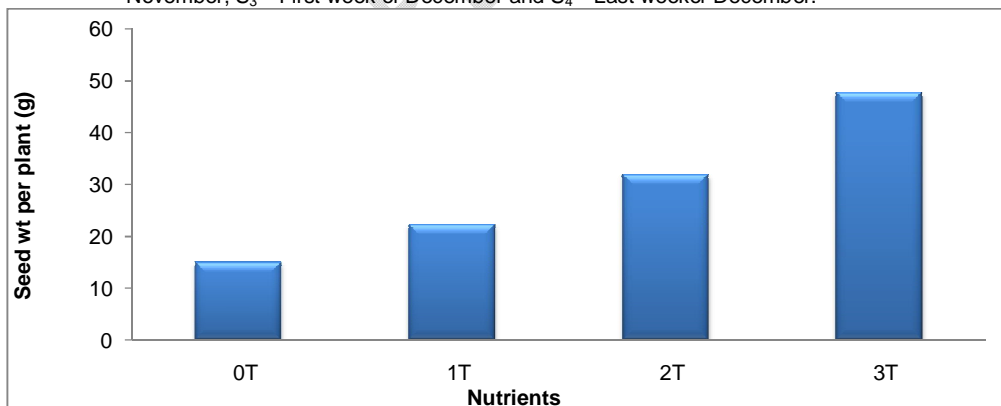


Figure 6. Effect of different nutrients on seed yield plant⁻¹ (g) of fennel (*Foeniculum vulgare*) (LSD value = 0.4858). Here, Nutrient: T₀ - Control, T₁ - Vermicompost (2.50 t ha⁻¹), T₂ - NPK (N₈₀P₅₀K₆₀ kg ha⁻¹), T₃ - Vermicompost (2.50 t ha⁻¹) + NPK (N₈₀P₅₀K₆₀ kg ha⁻¹).

3.11 Seed yield ha⁻¹ (ton)

In the present study, the seed yieldha⁻¹ was found to be significantly influenced by the different sowing time (Table 5). The maximum seed yieldha⁻¹ (1.35 ton) of fennel was observed from S₂ (last week of November) treatment, while the minimum seed yieldha⁻¹ (1.13 ton) was observed from S₄ (last week of December) treatment. The obtained results correlated with those given by authors like [11] they noticed that the earliest sown plants produced the highest seed yields compared with control plants.

The results showed highly significant effect of different nutrients application on the seed yieldha⁻¹ (Table 6). The maximum seed yieldha⁻¹ (1.99 ton) was recorded from T₃ (Vermicompost 2.50 t ha⁻¹ + N₈₀P₅₀K₆₀ kg ha⁻¹) treatment, while the minimum seed yieldha⁻¹ (0.63 ton) of fennel was found from T₀ (control) treatment. It was observed that seed yieldha⁻¹ was higher in plants with all nutrient's application. It was probably due to reduced inter plant competition for access to nutrient, moisture and other resources. Increase in yield attributes due to increasing levels of N and P had direct and positive effect on seed, straw and biological yields of fennel. [24] recorded maximum yield and yield attributes of cluster bean with vermicompost @ 2.5 t ha⁻¹ + 75% NPK.

Comment [DS276]: a

Comment [DS277]: nutrient

Comment [DS278]: applications

Table 5. Effect of different sowing time on seed weight umbel⁻¹, seed yield plot⁻¹, seed yield ha⁻¹ and 1000-seed weight of fennel (*Foeniculumvulgare*)

Treatments	DAS to first flower	Seed weight umbel ⁻¹ (g)	1000-seeds weight (g)	Seed yield ha ⁻¹ (ton)
S ₁	82.76 d	1.38 b	5.83 ab	1.23 b
S ₂	85.28 c	1.33 bc	5.96 a	1.35 a
S ₃	86.70 b	1.27 c	5.73 b	1.17 c
S ₄	88.43 a	1.48 a	5.39 c	1.13 d
LSD _(0.05)	0.5495	0.0603	0.1833	0.0145
CV %	3.79	2.47	3.63	2.37

In a column means having similar letter (s) are statistically similar and those having dissimilar letter(s) differ significantly by LSD at 0.05 levels of probability. Here, Sowing time: S₁ – First week of November, S₂ – Last week of November, S₃ – First week of December and S₄ – Last week of December.

Table 6. Effect of different nutrients on seed weight umbel⁻¹, seed yield plot⁻¹, seed yield ha⁻¹ and 1000-seed weight of fennel (*Foeniculumvulgare*)

Treatments	DAS to first flower	Seed weight umbel ⁻¹ (g)	1000-seeds weight (g)	Seed yield ha ⁻¹ (ton)
T ₀	88.45 a	0.88 d	5.49 c	0.63 d
T ₁	86.79 b	1.17 c	5.65 bc	0.93 c
T ₂	84.64 c	1.49 b	5.81 ab	1.33 b
T ₃	83.30 d	1.92 a	5.97 a	1.99 a
LSD _(0.05)	0.5495	0.0603	0.1833	0.0145
CV %	3.79	2.47	3.63	2.37

In a column means having similar letter (s) are statistically similar and those having dissimilar letter(s) differ significantly by LSD at 0.05 levels of probability. Here, Nutrient: T₀ - Control, T₁ - Vermicompost (2.50 t ha⁻¹), T₂ - NPK (N₈₀P₅₀K₆₀ kg ha⁻¹), T₃ - Vermicompost (2.50 t ha⁻¹) + NPK (N₈₀P₅₀K₆₀ kg ha⁻¹).

The combined effect of different sowing time and nutrients application was also found to be statistically significant in this respect (Table 7). The maximum seed yieldha⁻¹ (2.34 ton) was recorded from S₂T₃ (last week of November with Vermicompost 2.50 t ha⁻¹ + N₈₀P₅₀K₆₀ kg ha⁻¹) treatment combination. On the other hand, the minimum seed yieldha⁻¹ (0.58 ton) was observed from S₄T₀ (last week of December with control) treatment combination of fennel.

Comment [DS279]: nutrient

Table 7. Combined effect of different sowing time and nutrients on seed weight umbel⁻¹, seed yield plant⁻¹, seed yield plot⁻¹, seed yield ha⁻¹ and 1000-seeds weight of fennel (*Foeniculumvulgare*)

Treatments	DAS to first flower	Seed weight umbel ⁻¹ (g)	1000-seeds weight (g)	Seed yield plant ⁻¹ (g)	Seed yield ha ⁻¹ (ton)
S ₁ T ₀	85.68 fg	0.89 fg	5.61 c-g	15.53 j	0.65 j
S ₁ T ₁	84.60 gh	1.18 e	5.78 b-e	22.33 h	0.93 h
S ₁ T ₂	80.57 j	1.63 c	5.80 b-e	32.13 e	1.34 e
S ₁ T ₃	80.20 j	1.84 b	6.12 ab	47.73 b	1.99 b
S ₂ T ₀	87.53 de	0.78 g	5.67 c-g	16.13 j	0.67 j
S ₂ T ₁	86.731 ef	1.09 e	5.88 b-e	23.20 g	0.97 g
S ₂ T ₂	84.27 h	1.36 d	5.92 b-d	34.07 d	1.42 d
S ₂ T ₃	82.60 i	2.09 a	6.38 a	56.04 a	2.34 a
S ₃ T ₀	89.73 b	0.90 f	5.53 e-g	14.73 k	0.61 k
S ₃ T ₁	86.73 ef	1.11 e	5.60 d-g	22.20 h	0.93 h
S ₃ T ₂	85.53 g	1.40 d	5.80 b-e	31.13 f	1.29 f
S ₃ T ₃	84.80 gh	1.68 c	5.97 bc	43.93 c	1.80 c
S ₄ T ₀	90.83 a	0.95 f	5.13 h	13.80 l	0.58 l
S ₄ T ₁	89.09 bc	1.32 d	5.35 gh	21.33 i	0.89 i
S ₄ T ₂	88.20 cd	1.57 c	5.71 c-f	30.47 f	1.27 f
S ₄ T ₃	85.60 g	2.08 a	5.40 f-h	43.33 c	1.81 c
LSD _(0.05)	1.0991	0.1206	0.3666	0.6967	0.029
CV%	3.79	2.47	3.63	2.37	2.37

In a column means having similar letter (s) are statistically similar and those having dissimilar letter(s) differ significantly by LSD at 0.05 levels of probability. Here, Sowing time: S₁ – First week of November, S₂ – Last week of November, S₃ – First week of December, S₄ – Last week of December and Nutrient: T₀ - Control, T₁ - Vermicompost (2.50 t ha⁻¹), T₂ - NPK (N₈₀P₅₀K₆₀ kg ha⁻¹), T₃ - Vermicompost (2.50 t ha⁻¹) + NPK (N₈₀P₅₀K₆₀ kg ha⁻¹).

Conclusion: It was revealed that Last week of November sowing gave higher yield of fennel seed with higher values in most of the yield attribute parameters. Among the nutrient application treatments, vermicompost (2.50 t ha⁻¹) + NPK (N₈₀P₅₀K₆₀ kg ha⁻¹) was high yielder than other nutrient treatments. Among the interactions, S₂T₃ and S₄T₃ were superior in most of the growth and yield attributing parameters along with grain yield.

References:

1. Badgujar, S.B., Patel, V.V. and Bandivdekar, A.H. (2014). *Foeniculumvulgare* Mill.: A Review of Its Botany, Phytochemistry, Pharmacology, Contemporary Application and Toxicology. *BioMed Research International*. 842674: 1–32.
2. Omidbeigi, R. (2006). Medicinal herbs production and processing approaches. *Tarrahane Nashr Pub.* House, Tehran, Iran. 2:424-426.
3. Kapoor, R., Giri, B., Mukerjid, K.G. (2004). Improved growth and essential oil yield and quality in *Foeniculumvulgare* Mill on mycorrhizal inoculation supplemented with P-fertilizer. *Bioresource Technology*. 93:307-311.
4. Safaei, Z., Azizi, M., Davarynejad, G. and Aroiee, H. (2017). The Effect of Foliar Application of Humic Acid and Nanofertilizer (Pharmks®) on Yield and Yield Components of Black Cumin (*Nigella sativa* L.). *J. Med. plants and By-product*. 3:133-140.
5. Valiki, S. R. H., Ghanbari, S., Golmohammadzadeh S. and Tat, O. F. (2015). The Effect of Vermicompost and NPK Fertilizer on Yield, Growth Parameters and Essential Oil of Fennel (*Foeniculumvulgare*). *International Journal of Life Sciences*. 9. 10.3126.
6. Mahfouz, S. A and SharafEldin M. A. (2007). Effect of mineral vs. biofertilizer on growth, yield, and essential oil content of fennel (*Foeniculumvulgare* Mill). *International Agrophysics*. 21: 361-366.

7. Sabrina, D.T., Hanafi, M.M., Gandahi, A.W., Muda, M.M.T. and Abdul, A.N.A. (2013). Effect of mixed organic/inorganic fertilizer on growth and phosphorus uptake of setaria grass (*Setaria splendida*). *Australian Journal of Crop Science*. **7**:75-83.
8. Chavda, V.N. and Rajawat, B.S. (2015). Performance evaluation of vermicompost on yield of Kharif groundnut and cotton crops. *International Journal of Forestry and Crop Improvement*.**6**(2): 127-131.
9. Marinari, S.; Masciandaro, G.; Ceccanti, B. and Grego, S. (2000). Influence of organic and mineral fertilizers on soil biological and physical properties. *Biores Technol.***72**: 9-17.
10. Singh, M. and Ramesh, S. (2002). Response of sweet basil (*Ocimum basilicum*) to organic and inorganic fertilizer in semi-arid tropical conditions. *J. Med Aroma Plant Sci.***24**: 947-950.
11. Singh, B.; Singh, B.; Masih, M. R. and Choudhari, R. L. (2009). Evaluation of P and S enriched organic manures and their effect on seed yield and quality of coriander (*Coriandrum sativum*). *Int. J. Agric Sci.***5**: 18-20.
12. Darzi, M. T., Ghalvand, A.; Sefidkon, F. and Rejali, F. (2009). The effects of mycorrhiza, vermicompost and phosphatic biofertilizer application on quantity and quality of essential oil in fennel (*Foeniculum vulgare* Mill.). *Iran J Med Aroma Plants.***24**: 396-413. [In Persian].
13. Gomez, K. A. and Gomez, A. A. (1984). Statistical procedures for agricultural research. 2nd edn. John Wiley and Sons. New York. p. 680.
14. Albukhder, N.S.M. and Al-Refai, S.I.M. (2019). The effect of planting dates and the levels of NPK fertilizers on some vegetative and fruits characters of fennel (*Foeniculum vulgare* L.). *Plant Archives.***19**(1): 555–561.
15. Al-Dalain, S.A., Abdel-Ghani, A.H., Al-Dala'een, J.A. and Thalaen, H.A. (2012). Effect of planting date and spacing on growth and yield of fennel (*Foeniculum vulgare* Mill.) under irrigated conditions. *Pakistan J. Biol. Sci.***15**(23): 1126–1132.
16. Rajpoot, R.S., Rajhansa, K.C., Harishankar, Kumar, V., Singh, K., Bobdae, P.R., Tekam, D.S. and Kanwar, P.C. (2021). Impact of front-line demonstration on productivity of fennel cv. AF 2 through drip and fertigation in tribal belt of Korea district (Chhattisgarh). *J. Pharmacognosy and Phytochemistry.***10**(1): 2354–2356.
17. Badgujar, S.B., Patel, V.V. and Bandivdekar, A.H. (2014). *Foeniculum vulgare* Mill.: A Review of Its Botany, Phytochemistry, Pharmacology, Contemporary Application and Toxicology. *BioMed Research International.* 842674: 1–32.
18. Ibrahim, M.E., Abd-Rabbu, H.S., Motawe, H.M. and Hussein, M.S. (2020). Improved growth, yield of seeds and oil production of fennel (*Foeniculum vulgare* var. *vulgare*) plants. *J. Mater. Environ. Sci.***11**(7): 1112–1120.
19. Ayub, M., Maqbool, R., Tahir, M., Aslam, Z., Nadeem, M.A. and Ibrahim, M. (2015). Improved growth, seed yield and quality of Fennel (*Foeniculum Vulgare* Mill.) through soil applied nitrogen and phosphorus. *Pakistan J. Agric. Res.***28**(1): 70–75.
20. Singh, S.K., Tripathi, S.M. and Dwivedi, A.K. (2009). Effect of planting dates, sowing methods and row spacing on yield of fennel. *Annals of Hort.***2**(2): 249-250.
21. Bajya, A.K., Naruka, I.S., Rathore, G.P.S., Sktawat, R.P.S., Rajveer, Saniya and Sowmya, P.T. (2017). Effect of integrated nutrient management on growth, yield and quality of Fennel (*Foeniculum vulgare* Mill.). *Intl. J. Chem. Studies.* **5**(5): 397–399.
22. Rassam, V.S., Choudhary, D.R. and Vikram, K.P.S. (2006). Influence of integrated nutrient combinations on relative storability of fennel (*Foeniculum vulgare*) seed. *J. Medicinal Plants Studies.***5**(3): 327–334.
23. Błażewicz-Woźniak, M. (2010). Effect of soil and plant covering and sowing time on the yield of fennel bulbs grown from sowing directly in the field. *Folia Horticulturae Ann.***22**(2): 59–66.
24. Sherin, K. and Ahuja, P. (2009). Effect of row spacing and level of NPK on growth and yield of Fennel (*Foeniculum vulgare*). *J. Krishi Vigyan.* **6**(1): 78–82.