

Modification of Original Research Article August 18, 2022

HYPOTHESIS OF NOMADIC WIRELESS APPARATUSES GENERATING ELECTROMAGNETIC WAVES THAT ARE ACCELERATING GLOBAL WARMING

ABSTRACT

The nomadic wireless apparatuses used by the global human population are generating an unrelenting, never-ending propulsion of electromagnetic waves that are escalating global warming temperatures. The unexpected, the unusual events occurring on the earth now are the rapid melting of ice shelves (the Antarctic), the extreme droughts (e.g., the drying up of rivers - the Rhine and dams - Hoover), the extreme summer heat (e.g., 40 Celsius in the United Kingdom), the floods (e.g., Las Vegas, France), and the behavior of land animals (e.g., monkeys) and sea life (e.g., sharks and whales). What artificial or natural variable should be investigated after known cited studies for the natural phenomena of firestorms and volcanoes, as well as the known inventions and processes such as agriculture, automobiles, and industrial factories? The electromagnetic wave, the conveyor of information originating from nomadic wireless apparatuses (e.g., cell phones, laptop computers) ... is the seamless combination of manufactured inventions and the natural abundant energy of electromagnetic waves that are ignited by the information flow of nomadic wireless apparatuses that is quickening the rising global temperatures on the earth.

The phenomenon of nomadic wireless apparatuses generating electromagnetic waves is the most ignored global warming contributor considered today. The summing of nomadic wireless instruments' digital carbon footprints (electricity) combined with electromagnetic waves (pulses sent back and forth between nomadic apparatuses) is a new class of global pollution. With respect to digital carbon footprints, engineers and others have quantified the estimated amount of energy required to ignite manufactured wireless electrical devices. These nomadic wireless manufactured devices are generating a tsunami of electromagnetic waves that are imperceptible, cloaked, and invisible to the human eye. What is occurring at this very moment is an avalanche of recursive electromagnetic waves, a nomadic wireless commotion that is occurring on an unparallel uninterrupted upward trend that is accelerating the dials of global warming prediction models

The author focuses on electromagnetic waves, the messenger of nomadic wireless devices. The electromagnetic waves are the transporter of binary information of zeros and ones generated from nomadic wireless devices (e.g., smartphones). The first part of this paper identifies the past predictions and the fallout from known contributors to global warming. The attention is centered on the 1972 limits to growth predictions and their relevance and the necessity of a systems dynamics approach. The concept of exponential is introduced to convey the geometric upward trend of the implosion of information, zeros and ones being transported by electromagnetic waves. This is imperative as it defines the sheer magnitude of the rate of occurrence of not only the usage of the wireless instruments but the never-ending alphanumeric information being sent by electromagnetic waves into the ether. Next are the flow charts of temperatures from 1880 to 2022, and a simple algorithm that identifies cluster years applicable to each domain (i.e., natural phenomena, automobiles, and nomadic wireless instruments, the generator of electromagnetic waves). The method that follows identifies, defines, and contends that electromagnetic waves are another natural fuel source that must be managed as much as any other greenhouse gas recognized. The discussion of the paper centers on the how what, and where electromagnetic waves are part of the problem contributing to rising global temperatures. The conclusion of the paper deals with the necessity of recognizing the need to study the environmental impact of electromagnetic waves as contributors to global warming.

Key Words: avalanche, exponential, electromagnetic, fractal, geometric, limits to growth, nomadic wireless apparatuses, recursive, systems dynamics, temperature

Introduction

The Limits to Growth

Five Major Trends

When, **The Limits to Growth**¹ was published fifty years ago in 1972:

... Our world model was built specifically to investigate five major trends of global concern – accelerating industrialization, rapid population growth, widespread malnutrition, depletion of nonrenewable resources, and a deteriorating environment.

... If the present growth trends in world population, industrialization, pollution, food production, and resource depletion continue unchanged, the limits to growth on this planet will be reached sometime within the next one hundred years. The most probable result will be a sudden and uncontrollable decline in both population and industrial capacity.

Systems Dynamics

The report included the following ...

... Over the course of the last 30 years there has evolved at the Massachusetts Institute of Technology a new method for understanding the dynamic behavior of complex systems. The method is called System Dynamics. The basis of the method is the recognition that the structure of any system--the many circulars, interlocking, sometimes time-delayed relationships among its components--is often just as important in determining its behavior as the individual components themselves. The world model described in this book is a System Dynamics model.

The Sixth Major Trend ... Electromagnetic Waves

What if electromagnetic waves are added as the sixth major trend?

Does the timeline of one hundred years communicated in the **Limits to Growth** paper become shortened by the electromagnetic waves of nomadic wireless apparatuses?

Exponential

The mathematical expression of *exponential* is the underlying fundamental that drives the concept of limits to growth. Presently, the human race's substantial usage of wireless apparatuses to send data via electromagnetic waves clearly is an exponential event. Instead of being as consequential as gas and oil, it is a major contributor to the deterioration of a healthy planet.

Now

The identification and definition of global greenhouse warming offenders to avert a) the changing of ocean currents, b) the Antarctic shelf collapsing, c) thousand-year floods from occurring every day, d) the ocean temperatures from rising, e) the levels of methane in the atmosphere getting dangerously high, f) the low extreme summer heat temperatures, and g) the aggressive behavior of animal life toward humans. These offenders are part of the fallout attributed to global warming and why it is key to classify the culprits of global warming. The global warming offender recognized in this paper is electromagnetic waves the messenger, the fuel of nomadic wireless apparatuses.

Flow Chart and Algorithm of Temperature Anomalies Linked to Natural, Automobile and Nomadic Wireless Apparatuses

Flow Charts

The charts below illustrate a temperature trend from 1880 to 2022². The author has drawn statistical points from the original database of the MERRA2 reanalysis over the period of 1980 to 2015 and segregated the years into shorter cluster groupings to articulate a simpler assessment of temperature anomalies that are linked to the domains associated with the global warming phenomenon identified.

Firestorms and Volcanoes

The first chart represents the natural producers of global warming, firestorms, and volcanoes. These phenomena are continuous contributors to global warming.

Figure 1 : Temperature Anomaly firestorms, and Volcanoes

Automobiles

The second chart focuses on automobiles, one of the major contributors of carbon dioxide. The year 1925 was selected as the start of mass production of automobiles and consequently the dirty air, smog that made blue skies look gray, eyes burn, and difficulty in breathing. 1990 was selected as the endpoint, meaning the intense legislative efforts brought carbon emissions under control and brought forth the next clean air solution the electric vehicle.

² Seasonal cycle from MERRA2 using base period 1980-Derived from the MERRA2 reanalysis over 1980-2015. We show how much warmer each month of the GISTEMP data is than the annual global mean.

Figure 2: Temperature Anomaly Automobile

Nomadic Wireless Apparatuses

The year 2000 was selected as the starting point for advent of nomadic wireless apparatuses (e.g., smartphones, laptop computers), and all other nomadic apparatuses that function on wireless technology) as generators of electromagnetic waves that started slowly and have grown exponentially ... imperceptible, invisible ... a key factor to the upward quickening of global warming

Figure 3: Temperature Anomaly Nomadic Wireless Apparatuses

Algorithm

Firestorms and Volcanoes = Recursive Temperature Anomaly Sequence of Time 1880 to 2022 and beyond, 142 years of active contribution to global warming, a continual influencer of global warming temperatures.
Minus
Automobiles = Recursive Temperature Anomaly Sequence of Time 1925 to 1990, 65 years of active contribution to global warming, legislative control has reduced its impact on global warming temperatures.
Plus
Nomadic Wireless Instruments = Recursive Temperature Anomaly Sequence of Time of 2000 to 2022 and beyond, 22 years of upward active contribution to global warming via the massive, generated avalanches of information messengered by electromagnetic waves, the new influencer of rising global warming temperatures.

Methods

Manufactured Nomadic Wireless Apparatuses

This treatise on *the wireless activity as an accelerator of global warming* will center attention on the electromagnetic wave nurtured by manufactured nomadic^[1] wireless apparatuses (e.g., cellphone/smartphone, laptop computer and ...).

The author will use as the underpinning of this paper, the prominent global warming variables ... *manufactured* (coal, gas, and oil) and *natural* (firestorms, volcanoes ...), and will refrain from recounting the substantial amount of supplementary literature written on global warming.

The chance and necessity of whether man's nomadic instruments propelled by electromagnetic waves are contributing to the *acceleration* of global warming will be the pathway of this composition.

... Faith in technology as the ultimate solution to all problems can thus divert our attention from the most fundamental problem--the problem of growth in a finite system--and prevent us from taking effective action to solve it.^[2]

Digital Carbon Footprint and the Electromagnetic Wave

First, the digital carbon footprint from My Climate [shape our future]:

... every single search query, every streaming video, and every type of cloud computing, executed billions of times, is responsible for ever-increasing global demand for energy and this also for increasing CO₂ emissions.

The digital footprint of all nomadic instruments is delivered by electromagnetic waves. The emergence of electric automobiles, known as EVs will further contribute and accelerate the CO₂ emissions.

Second, is the electromagnetic wave, the transporter of binary bits of alphanumeric stuff through the ether to and from one nomadic wireless instrument to another. This binary electromagnetic wave effect is *imperceptible*, unnoticed, and the reverberations from the pulses of electricity that fire up nomadic instruments.

Binary Universe

Binary

The binary universe is made of

1. the digital carbon footprints of nomadic wireless apparatuses, the defined numeric alpha, the information of ones and zeros, the digital information, and
2. the electromagnetic wave, the transmitter of the nomadic wireless apparatus's digital information.

Digital Carbon Footprint and the Electromagnetic Wave

First, the digital carbon footprint from My Climate [shape our future]:

... every single search query, every streaming video, and every type of cloud computing, executed billions of times, is responsible for ever-increasing global demand for energy and this also for increasing CO₂ emissions.

The digital footprint of all nomadic instruments is delivered by electromagnetic waves. The emergence of electric automobiles, known as EVs will further contribute to and accelerate CO₂ emissions.

Second, is the electromagnetic wave, the transporter of binary bits of alphanumeric stuff through the ether to and from one nomadic wireless instrument to another. This binary electromagnetic wave effect is *imperceptible*, unnoticed, and the reverberations from the pulses of electricity that fire up nomadic instruments.

Electromagnetic Waves Avalanche Effect³

Unbounded Electromagnetic Waves

Are unbounded electromagnetic waves generated by nomadic wireless devices contributing to global warming? Another global warming footprint[1]?

Why do we consider electromagnetic waves as harmless and an unlimited natural resource? We know that fossil fuels such as coal, gas, and oil are finite and have contributed historically to global warming. The reader needs to draw upon their cognitive reservoir of imagination ... that the unchecked use of the renewable resource of electromagnetic waves ... the fuel of nomadic instruments ... is becoming the new eco-class contributing to global warming, and the modification of earth's electromagnetic field.

Results

The Earth's Internal Solar Flare

The earth's internal solar flare of wireless impulses generated by artificial nomadic wireless apparatuses and transported by electromagnetic waves are being harvested at greater and greater capacities that temporarily occupy pixels of the earth's ether. Moreover, these avalanches of wireless zeros and ones perform similar to a solar flare generated from a sunspot on the sun. However, instead of a solar storm, a massive onslaught of wireless impulses by humans begins and ends from the earth's membrane. Besides monitoring sunspots that can hurl massive solar storms toward earth, we should be equally concerned with the outward surges of massive electromagnetic waves sent by human nomadic devices towards earth's own magnetic field and back to the earth's surface.

The pictorial below frameworks the streams of electromagnetic plays, from the sun's sunspot igniting a solar flare, the earth's magnetic field, and the wireless impulses carried by electromagnetic waves from the earth's surface towards the earth's magnetic field and back to the earth's surface.

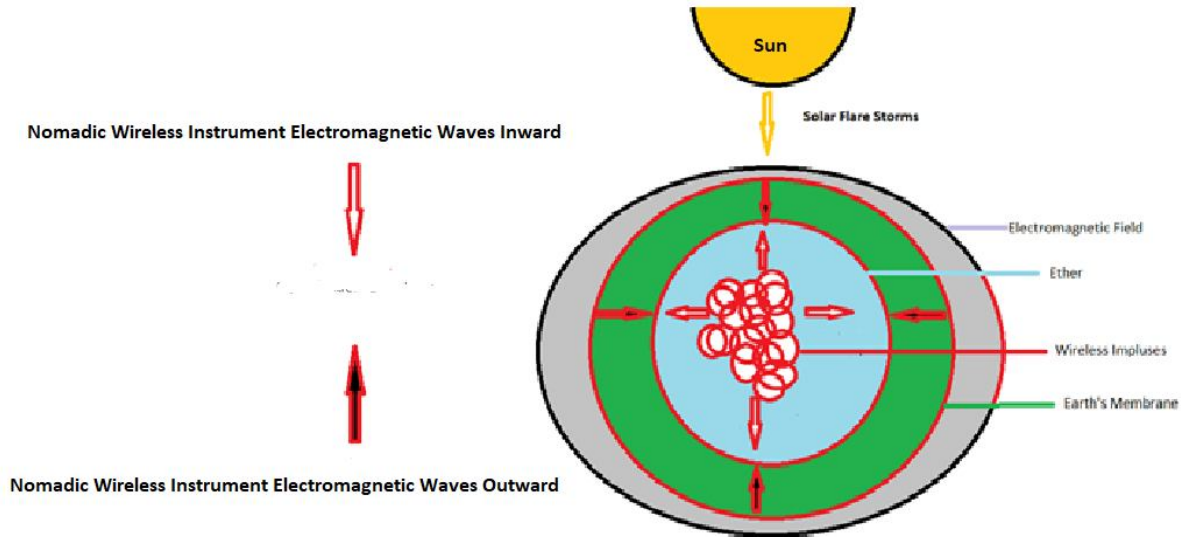


Figure A. *The above pictorial illustrates the external stream of solar flare storms heading towards the earth's magnetic field, and the internal flow of wireless impulses through electromagnetic waves origination from the earth's surface towards the earth's own magnetic field and back to the earth's surface.*

The continuous tsunami of outward and inward movements of electromagnetic waves spawned by man's nomadic wireless instruments on earth's land mass and ether is illustrated in the graphic below. The red lines represent electromagnetic waves transmitting information from nomadic wireless instruments that originate from the earth's crust, and the orange lines represent electromagnetic waves' information reply rebounding back to the earth's crust.

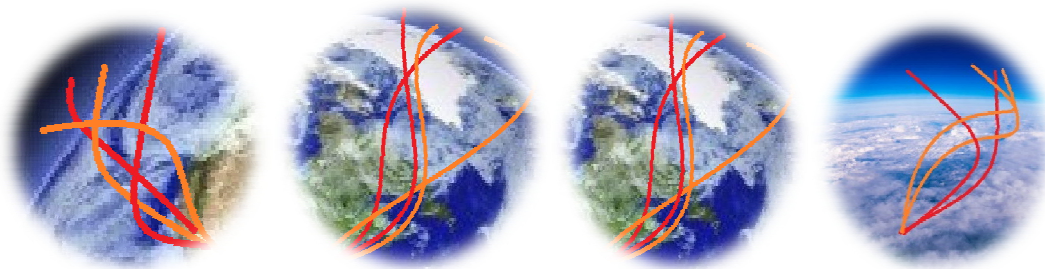


Figure B. *The above illustration displays electromagnetic waves emanating from all geo-spaces on earth, and the rebounding of electromagnetic waves back to the earth's surface.*

Infinite Resource

Are electromagnetic waves an infinite resource? As a renewable resource, yes. However, as a derivative of electricity, no. When the collective ways of generating electricity are exhausted on planet earth, the wireless apparatuses will become extinct, and *electromagnetic waves will cease transporting wireless information.*

Intuitive Cognitive Mapping

This paper is compiled on the *mapping*⁴ of photomosaic electromagnetic waves being spawned by nomadic wireless instruments. Currently, the continuous massive propulsion of electromagnetic waves generated by nomadic wireless apparatuses is releasing ethereal cataclysmic avalanches that are creating a quickening of the summing effect of global warming.

Envisage each electromagnetic wave, the collection of zeros and ones as a grain of sand^[2] of a sextillion of internet pulsations, each grain piling on one another until a massive avalanche occurs.

The result of an electromagnetic universal pile shaped from a relentless stream of electromagnetic waves (EM_i) that get larger and larger until the displacement of heat that should occur is instead replaced instantaneously by another stream of EM_i . Chaos is being assembled on fractal masses of electromagnetic activity created by manufactured apparatuses releasing a continuous flow of EM_i residual heat. Hence, the avalanche of displaced heat, the remnants of electromagnetic wave commotion becoming another contributor to global warming.

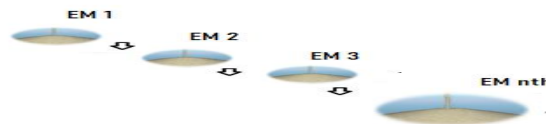


Figure C. The above graphic illustrates the summing effect of the recursive nature of electromagnetic waves generated by nomadic wireless instruments. An avalanche happening ... and growing by the moment.

Recursive Electromagnetic Waves on Earth's Ether

The electromagnetic waves are the conveyor of information to and from one nomadic wireless instrument to another. These electromagnetic waves are transmitting binary bits that temporarily occupy a plot of ether space and move on to another ether space. In the initial stages of the worldwide internet, few academicians and government employees shared wireless internet transmission. Today's worldwide web of wireless apparatuses is sending information via electromagnetic waves by over half of the earth's human population. The output of these electromagnetic waves is recursive and is continually bombarding the planet earth's matrix of ether.

Discussion

Phenomena of Global Warming

Volcanoes and Wildfires

Volcanoes and wildfires are nature's sources of global warming and are conveyors of such. These natural phenomena are joined by man's induced mineral extraction[1] and the release of carbon dioxide into the atmosphere contributing to global warming.

Man's Induced Natural Mineral Phenomenon

The unearthing of coal/ oil/gas generators of carbon dioxide is well-known and a visible sponsor of global warming. The use of wireless apparatuses and the releasing of electromagnetic pulses is the trojan horse of the earth's present-day global warming

Nomadic Electromagnetic Wave Phenomenon

If the electromagnetic wave moves through man's invention of nomadic wireless gadgets (radio devices) is proven and included as part of the class of man's contribution to global warming, we should expect to see significant speeding upward predictions of melting glaciers[1] and increased global temperatures leading to droughts, rising sea levels and significant intensification in weather activity of tornadoes and hurricanes as well as earthquake activity. The outliers[2] known as the extreme end of the statistical curve employed by global warming modelers today will become the norm[3]. Instead of the expected forecast of a colossal global warming event occurring in the next 100 to 200 years or more, the extreme episode, the outlier event now the mean, could occur in the next 5 to 10 years.

Recent observation from 2021 Microsoft article

... The ocean may have less time than we thought before massive, irreversible shifts take place. A new study finds that a crucial ocean system may reach its "tipping point" sooner than predicted if the rate of its climate change continues at a breakneck pace.

From George Dyson's Analogia: the emergence of technology beyond programmable control^f

... took less than one hundred years to make the leap from light transmitted through the heliograph network deployed against Geronimo^b to the coded pulses of light transmitted through the fiber-optics telecommunication networks of today ...

The question that arises is, "Do we *wait* and *ignore* the unending use of electromagnetic waves from man's nomadic wireless instruments ... for another 5 to 10-years ... as a potential contributor of global warming? Or do we investigate the phenomenon of electromagnetic waves to determine whether it is indeed one of the *silent* drivers of global warming?"

*From CNN ... Bitcoin mining in China could soon generate as much carbon emissions as some European countries, study finds ... **By Alexis Benveniste, CNN Business***

... Cryptocurrency mining requires significant computer power and electricity, and the increase in bitcoin purchases leaves behind a hefty carbon footprint.

... But just how much is bitcoin mining contributing to global warming?

... In China alone, bitcoin is projected to generate more than 130 million metric tons of carbon emissions by the time the technology's energy consumption peaks in 2024, according to a new study published in the scientific journal Nature Communications.

It is important to recognize there is a distinction between energy output via electricity and wireless electromagnetic waves. Energy consumption is the use of electricity to run and charge up computers that are the backbone of the bitcoin world. Whereas wireless information is transmitted by electromagnetic waves from one nomadic device to another.

In the Mail Online issue on July 26, 2022, the article covers a global warming view presented by a team of international scientists. The highlights of the article are:

Scientists have found a great paradox in nature – clean air is enhancing global warming, while pollution keeps our planet cool.

A team of international researchers determined current pollution rates are 30 percent lower than in 2000 but warming from carbon dioxide emissions has increased by up to 50 percent.

Pollution particles, like sulfate or nitrate, are known for reflective properties and are typically found in exhaust.

The systems dynamic principle is clearly in play here. The earth's air is cleaner; however, carbon dioxide has increased by 50 percent. The combination of electricity to fire up nomadic wireless instruments and electromagnetic waves as the transporter of wireless information creates the perfect storm for global warming.

Physicist

The challenge for physicists is to *disprove* or *prove* whether uninterrupted *electromagnetic wave avalanches produced by nomadic wireless apparatuses* are indeed a significant contributor to present-day global warming.

The 'New Normal'

Following the post-Covid-19 virus, the new normal will be the acceleration of electromagnetic waves produced by nomadic wireless instruments ... moving the dial of global warming model predictions upwards. For example, online buying and digital meetings are venues that draw on an enormous amount of electricity and electromagnetic pulsations. So, the 'new normal instead of fossil fuels (dirty air ... *observable*) will be the fuel of electromagnetic waves (ether ... *not observable*) being represented as green energy; when in fact, it is a major contributor to the acceleration of global warming.

Electromagnetic Wireless Activity

Super Criticality

Envisage the summing effect of wireless activity through electromagnetic waves reaching a *super criticality*[1] level. Imagine a *cognitive map snapshot* of an assemblage of electromagnetic wave pulses forming tsunamis from every earth geo-plot direction! The collectivity of what should be a decay of electromagnetic waves near-nothingness (the rapid deterioration of the electromagnetic temperature) into a *recursive heat wave* of generated artificiality within the earth's magnetosphere. A category five hurricane, an F-5 tornado, or a Richter scale ten earthquakes would be *insignificant* in comparison to the earth's inward and outward electromagnetic wave storm created by runaway wireless usage (of all radio devices).

Avalanche of the Summing Effect

Summing Effect

The summing effect is:

- a) Nature's expulsion (e.g., volcanoes, wildfires)
- b) Man's extraction of natural resources (e.g., fossil fuels), and
- c) Man's artificial inventions through the mass production of nomadic wireless apparatus (e.g., cell phone, laptop ...).

Hidden Exposure

NASA along with other agencies have identified ...

a void underneath the Antarctic that is melting at a rapid pace⁷ as to cause alarm of an impending catastrophic event which could cause sea levels to rise to such a point as to flood major coastal cities (e.g., Los Angeles, New York, Miami ...). The origin of the void is linkage to manufactured causes (but cannot be confined to man alone but nature as well).⁸

Yes, NASA's observations⁹ are textbook, but there is a lack of discussion of data linking nomadic wireless objects and their propulsion of receiving and sending packets of digital bits through electromagnetic waves.

Historic melting of Antarctic ice sheet raises fears of global floods




Figure D. The above illustration identifies areas of the Antarctic that are melting at a rapid pace¹⁰.

Interconnectivity

The global map¹¹ below illustrates the massive amount of nomadic smartphone interconnectivity. Imagine sextillions of continuous electromagnetic wave pulses in each line wave shown on the graphic. A mass of electromagnetic waves being ignited by nomadic wireless instruments into the ether sphere like a perilous virus gone rampant!

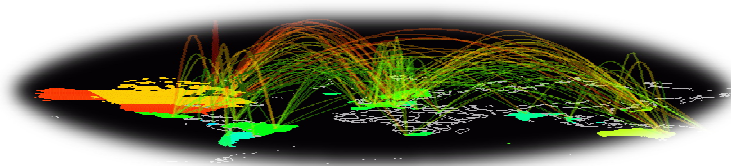


Figure E. The above global illustration of mobile phone (smartphone) interconnectivity provides a spectacular picture of electromagnetic waves generated by nomadic wireless instruments; an organic pulsing mass being distributed on the worldwide net. Should we consider electromagnetic waves any differently as a natural resource as we do of air, water, and oil ...? What are the limits to growth for unleashing massive quantities of electromagnetic waves into the ecosphere?

The next map¹² illustration identifies every web-connected device on the planet. The highest densities are seen in Asia, North America, South America, and Western Europe including the UK. Can you measure the impact on global warming when the entire ether of the earth becomes the reservoir of electromagnetic waves because of the upheaval of nomadic wireless instruments? If so, you have either invalidated or proven nomadic wireless devices are a serious contributor to global warming.

Figure F. Another source of internet transmission of data by electromagnetic waves by nomadic wireless instruments is shown on the map above. The bright colors identify internet/electromagnetic waves' movement on a global basis. How do we get the instantaneous flow of information from one side of the planet to the other and back? The answer is electromagnetic waves. Is electromagnetic wave activity, the conveyor of nomadic wireless code a contributor to global warming?

Phases of Nomadic Wireless Apparatuses and Transmissions of Electromagnetic Waves

Contribution to Present-day Global Warming:

1. Electromagnetic Spectrum Lower (es) = the lower scale of the electromagnetic spectrum ignited by nomadic wireless apparatus
2. Nomadic Wireless Instruments (nwi_i) = generated by nomadic wireless apparatus, e.g., cell phone, laptops ...
3. Global Mass Nomadic Wireless Instruments (gmnwi_i) = all nomadic wireless apparatus that send electromagnetic waves back and forth from one nomadic wireless apparatus to another on a global scale ... is imperceptible because the electromagnetic wave heat dissipates precipitously
4. Recursive Global Electromagnetic Waves (rgew_i) = replacement of rgew₁ replaced by rgew₂, replaced rgew₃ ... to rgew_{nth}, and
5. Global Warming from Nomadic Wireless Instruments and Electromagnetic Wave (nwi+ew) = the summing of all nomadic wireless instrument discharge of electromagnetic wave activity contributes to global warming

Formula

es = the nomadic wireless instruments sending electromagnetic wave into the ether

nwi = nomadic wireless instruments that produce electromagnetic waves

gm_{nwi}_i = the humans' usage of nomadic wireless apparatus e.g., cell phones on a global scale ...

rgew_k = the replacement of rgew_i on continuous never-ending geometric scale

gm_{nwi}_i + rgew_k = the summing effect of gm_{nwi}_i and rgew_k are contributors/sources of global warming

Consequences

What are the consequences of environmental pollution of electromagnetic wave movement generated by the nomadic wireless movement? Can the nomadic wireless spew an uncontrolled mass of electromagnetic waves being released from Pandora's box upon the earth's ether ever be controlled? All electromagnetic wave movement linked to nomadic wireless activity produced by automobiles, computers, cell phones, and other wireless instruments may be an indiscernible source of present global warming.

Sample Output of Nomadic Wireless Apparatus

Smartphone Users

Of the over 7.5 billion[1] people on planet earth, 3.5 billion in 2020 have smartphones equally 45.14% of the total world's population[2]. Visualize the growth rate of smartphones over the next 6 years, when India's population fully joins the nomadic wireless revolution! The projection for smartphones in 2022 is over 3.8.

Usage

The data usage metric has not changed to any great degree from 2020 apart from the pandemic of Covid-19, in which an increased amount of streaming occurred. A crucial point needs to be addressed ... When the Western world was in isolation due to Covid-19, the consumption of gasoline and oil was significantly reduced by motor vehicles. The skies became bluer and clearer, but the global weather continued getting warmer. Why?

Nomadic Wireless Apparatus Tree

The electromagnetic spin of nomadic technology is exemplified by the graphic[1] below. Every one of the apparatuses are part of the nomadic tree generating electromagnetic activity. 3.7 billion users of mobile phones and computers are only a small part of the tree of electromagnetic waves.



Figure G. The graph above provides a tree of different nomadic wireless devices that are reliant on electromagnetic waves to perform tasks and send messages from one nomadic wireless instrument to another and what could become a back-and-forth session.

Fractal Movement

Imagine a *Smartphone Fractal Movement (SFM)*, the aggregate electromagnetic wave pulses over a five-hour period equaling 1.196 sextillion fractals multiplied by the average text message[1] spawning a snowballing effect of 294.4 sextillion pulses. Now, let your mind calculate what a 24-hr SFM assault might look like, and continuous thereafter. It would be comparable to sending space probes such as the James Webb Space Telescope to provide a time machine photo of light years into outer space to identify and define the vast sum of stars in all the galaxies. Instead of a time machine that defines and identifies the radiant light of the distant galaxies, the continuous recursiveness of electromagnetic waves is generating a counterpart to carbon dioxide in the form of heat and the rebalancing of earth's ether ... not as *perceptible* as carbon footprints but an *imperceptible* phenomenon, the inconspicuousness transporter of wireless information ... the electromagnetic wave.

Sine Waves

Visualize uninterrupted *sine waves* of fractal clusters creating heat, the byproduct left behind by electromagnetic waves that transport the information of all nomadic wireless objects back and forth in an ether of *finite space*.



Figure H. The recursive sine wave delivers an escalation of electromagnetic wave pulses generated by nomadic wireless apparatuses into the remnants of an avalanche of heat. These massive (the beginning) and continuous electromagnetic waves (the transition) breed imperceptible heat that dissolves rapidly (the remnants) and is replaced simultaneously by another mass of electromagnetic activity (recursive implosion), hence, the byproduct of electromagnetic heat becomes a contributor to global warming.

Summing Effect

Defined

The *summing effect* is the quantitative accumulation of all nomadic wireless objects identified as part of a set[1]. The specific affecting nomadic wireless objects identified and known generators of electromagnetic waves are:

- automobiles (both private passenger and commercial)
- computers, and
- smartphones.

Effecting Nomadic Wireless Objects

Summing Effect of Nomadic Wireless Objects (SENWO)

Nomadic Wireless Object and World Population

The nomadic object is an apparatus that has wireless (Wi-Fi) capabilities such as the smartphone. The object population represents the number of apparatuses.

World Population

The world population is the estimate of all persons on earth.

Combining Table

The summing of producing nomadic wireless *objects* (*NOW*) identified¹³ that are linked to the *world* population (*WP*) can be seen in the table below:

Object	Nomadic Wireless Object Population (NOW)	World Population (WP)	% of (WP)
<i>Private Passenger Automobiles</i>	950,000,000	7,473,600,000	12.70%
<i>Commercial Automobiles</i>	350,000,000	7,473,600,000	4.70%
<i>Laptops</i>	1,600,000,000	7,473,600,000	21.40%
<i>Cellphones</i>	2,300,000,000	7,473,600,000	30.80%
Summing Effect (SEO)	5,200,000,000	7,473,600,000	69.60%

Table I. The summing of the produced nomadic wireless objects (NOW) listed in the table represents 69.60% of the world's total population. Quite remarkable when you realize the nomadic wireless object population for linked objects is 5.2 billion. If the nomadic wireless object population is expanded to include television/cable, airplanes, home security systems, and video games, the ratio of the nomadic object population to the world population easily exceeds 100%.

Manmade Generation of Electromagnetic Waves

Electromagnetic Wave Storm Sample Size: Cellphone Fractal¹⁴ Pulse Text Activity

Fractal¹⁵ Text Pulse

A fractal pulse text can be understood as a chain of linked alphanumeric data processed and delivered by electromagnetic waves to and from a nomadic wireless apparatus. Wireless messages are fractals that are equal and unequal in alphanumeric content and delivered by electromagnetic waves.

Hypothetical: Electromagnetic Storm

An electromagnetic wave storm fractal pulse text signals spawned by the collective nomadic wireless smartphone users is recursive. In other words, each electromagnetic wave's algorithm has a starting point and returning point and continues until the nomadic wireless instrument stops sending and receiving information. **The graph below shows the flows of electromagnetic waves being propelled by a nomadic wireless instrument towards the upper reaches of the ether and returning back to the nomadic wireless instrument. Now, imagine ten million, one hundred million, one**

billion end users of nomadic wireless instruments sending and receiving texts, down streaming movies, new events, and skyiping on a twenty-four hour, seven days a week. The concept of infinity becomes a reality. The question is, "How much of the nomadic wireless pool of instruments propulsion of electromagnetic waves can the ether sustain?"

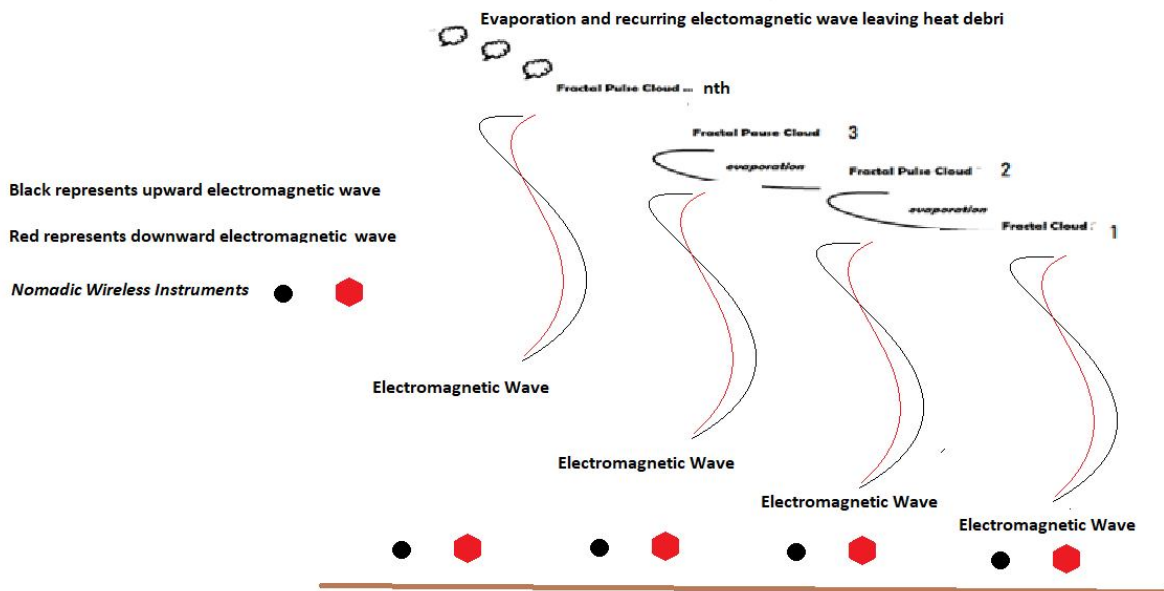


Figure 1. The significance of fractal text pulse signals is that a singular electromagnetic mass that vaporizes rapidly is substituted immediately by another electromagnetic wave, and by another until the bulk of the pulses is equal or of greater magnitude to the heat debris left by the mass of electromagnetic waves.

Control Comparison

Using a control comparison such as a dam to the outpouring of electromagnetic waves may prove useful. There are various controls for managing the integrity of a dam's design. These controls are not limited to ecological impact, geographical fault lines, and water levels. However, unexpected events such as an excessive amount of rain, landslide, or earthquake could invalidate the backup engineering systems of the dam leading to a catastrophic episode.

The same principle can be applied to global warming, if a man is attempting to control carbon dioxide production, and not the impact of electromagnetic waves could nullify the existing global warming models that are employed by climate scientists. This could lead to an acceleration of the timeline for global model warming predictions. Hence, the interpretation of the existing global climate outliers (standard deviations/confidence intervals) of global warming models will become the norm, the mean (statistical mean/confidence level). Whereby, the timeline for climate change is speeded up.

Fractal Impulses

Table 2 : an example of the magnitude of electromagnetic waves generated by nomadic wireless smartphones.

Source Trend	Billion Fractal Pulses	Trillion Fractal Pulses	Quadrillion Fractal Pulses	Quintillion Fractal Pulses	Sextillion Fractal Pulses

	1st Hour	2nd Hour	3rd Hour	4th Hour	5th Hour
Smartphone A	92				
Smartphone B		230			
Smartphone C			368		
Smartphone D				506	
Smartphone E					644

Although electromagnetic waves are understood in principle, there are three questions regarding its impact on global warming due to the intensification of worldwide nomadic wireless usage. These questions are:

1. "What is the quantitative heat measurement of limitless electromagnetic waves generated by nomadic wireless instruments and its impact on global warming?"
2. "What is the butterfly effect of electromagnetic waves generated by global nomadic wireless instruments on warming patterns? and
3. "If electromagnetic waves transporting the data impulses of nomadic wireless instruments are impacting global temperatures is true; will the public respond with the same degree of passion as their commitment to the reduction of carbon dioxide by oil and gas technologies?"

The Imperceptible Phenomenon of Electromagnetic Waves

Cloud

Cloud¹⁶ technology is like farming. In agriculture, you have dedicated acres for specific crops. In the cloud domain, you have dedicated servers that hold and maintain the digital information of others. The point here is to recognize that the massive volume of imperceptible data received and transmitted by electromagnetic waves launched by nomadic apparatuses such as the smartphone to the cloud are weighty contributors to the phenomenon of global warming.

Conclusion

The basis of the method is the recognition that the structure of any system--the many circulars, interlocking, sometimes time-delayed relationships among its components--is often just as important in determining its behavior as the individual components themselves.

Throughout the history of technological advances, man has invented technology after technology to solve and improve the standard of living and the ease of delivering goods and information. However, every technology that becomes deleterious that was thought to solve the problem at hand has been countered by another solution, and on and on the trend goes. The unexpected acceleration of the global warming temperature problem is that an individual green solution must be counterbalanced by another interlocking solution. The time-old saying, "You cannot see the trees for the forest"¹⁷ ... could not be truer today!

¹⁷ John Heywood's proverb collection in 1546 has it, "Ye cannot see the wood for the trees." A modern twist was provided by C. S. Lewis in a critique of William Golding's novel, *The Inheritors*: "All those little details you only notice in real life if you've got a high temperature."

We believe today in green energy because it somehow imperceptible to the eye. The continuous mass of electromagnetic wave avalanches on planet earth's ether is becoming unsustainable. When the present skies appear bluer, scientists are thinking of solutions of outer space bubbles or particles to solve the global warming problem. However, since the global revolution of communal information in 2000 and onwards ... there has not been any mention of electromagnetic waves generated by nomadic wireless instruments as the accelerator of global warming. Are electromagnetic wave avalanches the reason behind the quickening of the warming temperatures of our planet? I hope, I am wrong.

Reference

1. The Limits to Growth: A Report to The Club of Rome (1972) by Donella H. Meadows, Dennis I. Meadows, Jorgen Randers, William W. Behrens III Abstract established by Eduard Pestel.
2. "a brief history of the future" by Jacques Attali, 2006.
3. The Limits to Growth: A Report to The Club of Rome (1972) by Donella H. Meadows, Dennis I. Meadows, Jorgen Randers, William W. Behrens III Abstract established by Eduard Pestel
4. Paper on "Avalanche Effect" by Eugene Dubossarsky and D A Dodson
5. See Appendix
6. Where one's intuition ignites a summing of cognitive points of reference that initiates an 'idea' ... creativity, the source of discovery.
7. Illustration Source: epiliesyu.com
8. Generating earthquakes from oil and gas extraction, etc.
9. The author wrote in 1995 an internal paper for a major catastrophe reinsurer, IPC Re discussing the Larsen Ice Shelf and its potential impact on sea surface temperatures as regards to catastrophe pricing.
10. The standard deviation ... the extreme end of the statistical distribution.
11. The statistical mean of the distribution.
12. Analogia: the emergence of technology beyond programmable control, Dyson, George, 2020, page 71.
13. Native American leader and warrior from the American West. Geronimo led the Apache against the United States cavalry during the 1880s.
14. Self-Organized Criticality by Pak P, Chen K. Scientific American, January 1991.
15. The known conveyors of global warming are part of global warming models, but the acceleration could be from a difference source. Could it be electromagnetic activity?
16. Jet Propulsion Lab, January 30, 2019.
17. Source: NASA

18. The writer authored a paper in 1994 for a property catastrophe reinsurer that focused attention on the Larsen Ice Shelf in the South Pole, the Antarctic. The paper commented that because of the acceleration of melting glaciers, the reinsurer needed to incorporate this phenomenon into the pricing of their wind covers.

19. Illustration Sources: Atlas of Cyber Spaces

20. Source: www.shodan

21. Wikipedia, May 2018.

22. Source: [https://www.bankmycell.com/blog/how-many-phones-ar-in-the world.](https://www.bankmycell.com/blog/how-many-phones-ar-in-the-world.))

23. Illustration Source: Libertyba.com

24. SMS stands for short message service, and it is commonly referred to as a "text message." With an SMS, you can send a message of up to 160 characters to another device or another mobile phone. SMS stands for short message service, and it is commonly referred to as a "text message".

25. ... set is a collection of distinct objects. This means that $\{1,2,3\}$ is a set but $\{1,1,3\}$ is not because one appears twice in the second collection. The second collection is called a multiset. Sets are often specified with curly brace notation. The set of even integers can be written:

26. These objects do not include game boards, home protection systems or airplanes.

27. The general consensus is that theoretical fractals are infinitely self-similar, iterated, and detailed mathematical constructs having fractal dimensions, of which many examples have been formulated and studied in great depth.[3][4][5] Fractals are not limited to geometric patterns, but can also describe processes in time.[2][6][17][18][19][20] Fractal patterns with various degrees of self-similarity have been rendered or studied in images, structures and sounds[21] and found in nature,[22][23][24][25][26] technology,[27][28][29][30] art,[31][32] architecture [33] and law.[34] Fractals are of particular relevance in the field of chaos theory, since the graphs of most chaotic processes are fractal.[35]

28. Source: Wikipedia

29. a curve or geometric figure, each part of which has the same statistical character. Fractals are useful in modeling structures (such as eroded coastlines or snowflakes) in which similar patterns recur at progressively smaller scales, and in describing partly random or chaotic phenomena such as crystal growth, fluid turbulence, and galaxy formation.

30. A communication networks. The word "cloud" often refers to the Internet, and more precisely to some datacenter full of servers that is connected to the Internet. However, the term "cloud computing" refers to the software and services that have enabled the Internet cloud to become so prominent in everyday life (see cloud computing). See private cloud and personal cloud.

