

# **Influence of family type on academic performance of secondary school students in Public secondary schools in Narok South Sub county, Narok County Kenya.**

## **ABSTRACT**

At several academic levels, studies on factors influencing academic success have been conducted. These include internal and external factors and most of these studies have concentrated on family and school factors. **The objective of the study was to** identifying the relationship between family type and students' academic performance. The research adopted Social cognitive theory propounded by Albert Bandura of 2002. In addition, the study used a descriptive research design. The study's target population consisted of 29 public secondary schools with a total of 1081 **from** three learners, 232 teachers and approximately 300 parents. The study used a sample of 9 schools with 137 students, 24 teachers, and 30 parents. Simple random sampling method was used to select the nine schools and purposive sampling method was used to select students and parents. Data from teachers and students' were collected using a questionnaire (teacher and student questionnaire) and data from parents was collected through interview schedule. Validity of instruments was checked by the experts from the department. The test-retest technique was used to determine the instrument's reliability. Data was analyzed both descriptively and inferentially. Descriptive data was evaluated using frequency, percentages and inferential statistics that is t test was used to analyze and establish the relationship between the family type and academic performance of students. The hypothesis on the correlation between family type and students' academic performance was tested using a t-test. The findings of the study showed that the family type had no significant influence on the academic performance. Conclusion based on the study is that the family type had no much influence on academic performance. The study recommends that parents should be sensitized on the need to be involved and participate in supporting their children academically and that further research on other family factors to be done so as to have a full picture of the influence of family. The outcomes are expected to be beneficial to school administrators, Planners, parents and also the student

*Key words: Academic performance; Academic achievement; family; students; teachers ; parents, family type-polygamous or monogamous*

## **1. INTRODUCTION**

Many research conducted locally suggest that family background has a significant impact on academic performance in school. The findings of a Kenyan study, Nato (2016), found that

having a nuclear family had a positive substantial impact on academic performance as compared

to having a single parent family. He stressed that the nuclear family has a good impact because of "economic assistance, familial support, parental motivation, and the home study environment." Ryan (2000) also discovered that family background characteristics, parental support, and teacher support have a substantial impact. Morgan notices that children coming from low social economic status perform poorly unlike their counter parts coming from high social economic class. Uwaifo (2008) asserts that parents greatly influence the academic success of a child if they are directly involved, makes children exhibit a more positive attitude and behavior. From the above literature much has been done on the effects of family type or types in developed countries and urban setting. The researcher therefore seeks to find out the extent to which the family arrangement and mainly polygamous families impact academic success. This is the type of family type practiced by the pastoralist of Kenya, who are the majority of the residence within the area of study

## **2. METHODOLOGY**

### **2.1 Research Design**

The descriptive research survey design was used in this investigation. The research approach is appropriate, according to Orodho (2009), when the study aims to define the features of a certain group, estimate the proportion of persons who have certain qualities, and make specific predictions. It accurately portrays the circumstance without being manipulative. Survey research designs, according to Mugenda and Mugenda (2008), strive to acquire information that reveals existing phenomena by asking participants about their perception, attitude, and behavior. The researcher chose descriptive survey design because it facilitates the testing of data from large

samples where the findings must be statistically significant. Furthermore, excellent reliability was easily achieved by exposing all subjects to a standardized stimulus, ensuring that observer subjectivity was considerably reduced (Mugenda, and Mugenda, 2008). Another advantage of the design is that it is favourably simple and straight forward in describing values attitudes and beliefs.

## **2.2 Research Approach**

As stated by the researcher, the ideal research setting is one that is directly relevant to the researcher's interest, aims, is conveniently accessible, and permits rapid rapport with the respondents (Walford, 2005). The researcher conducted this study in secondary schools in Narok County's Narok South Sub-County. The inhabitants practice nomadism and small-scale farming. The area is characterized by several factors such as cultural practices such are Moranism and Female genital mutilation, early marriages and polygamy. There are 3 divisions in the sub-county; Ololunga, Loita and Osupuko divisions and further divided into six zones and is approximately 4,577. sq.km (KNBS, 2020). The area was chosen because there was low students' academic performance and negative cultural practices are prevalent. There is also little evidence of study in the area that shows there is a link between family types, parent education and involvement, and pupils' academic success in secondary schools in Narok South Sub-County.

## **2.3 Target Population**

The term "population" refers to the total number of people who meet a set of criteria (Mugenda & Mugenda 2008). It is a huge group of people or objects that are the study's major focus and share comparable qualities (Castillo,et, al 2009). The complete set of individuals or things to

which the researcher wishes to generalize the findings is referred to as the target population. This study targeted 29 registered secondary schools in Narok South Sub County. There were 232 teachers; 1081 form three learners and approximately 300 parents of the form three learners that formed part of the study sample.

## **2.4 Sampling Procedure**

Sampling is the systematic selection of research individuals from a larger population who are relevant to the study (Kothari, 2004). It is a strategy for selecting a study's sample. The underlying premise behind sampling is that by picking a subset of the population, one can draw conclusions about the full population. The purpose of sampling in this study was to reduce the study's cost and improve accuracy. The area under study was divided into three divisions. Each educational division acted as a stratum. This method ensured that every division was adequately represented in the study sample. The researcher grouped the 29 schools into three categories and used two methods of sampling, simple random sampling to select the 9 schools from the three strata's, which formed the size of the study sample. The instructors of the sampled schools automatically formed the study sample. Students in each of the randomly sampled schools who were form three were selected through Purposive sampling and parents of the sampled students automatically became part of the sample, purposive sampling was used as the sample was not homogenous. Selected students and their parents are supposed to be from a polygamous and nuclear family. The simple random sampling of the schools was achieved by taking 29 pieces of papers on which the names of the schools were written, put in a box and using balloting select the 9 schools. The simple random sampling was preferred in this case so that the 29 schools and 232 teachers had an equal opportunity of being chosen. The form three learners were sampled using purposive sampling from the 9 schools and the parents were also selected purposively

based on the selected learners so that data collected from the learners and their parents would be consistent and accurate. Purposive sampling for students and parents was used because of the information and data the researcher was interested in and most useful to the purpose of the research.

## 2.5 Sample Size

The sample size refers to the proportion of the population used in the study. According to Mugenda & Mugenda (2008), a sample size of 10% to 30% is appropriate for a population of less than 10,000 people. The tabulation of the sample size for the study population is shown in table 1.

Table 1: Sample size

Category	Population	Sample
Teachers	232	24
Learners	1081	137
Parents	300	30
Total		191

Source: Narok South sub-County (2021) and (KNBS, 2021)

This study used a sample size of 191 participants chosen from the six educational zones.

## 2.6 Research Instruments

The equipment used to obtain data from the sample are known as research instruments. The researcher employed questionnaires to collect data from instructors and students, an interview

with parents, and analysis of documents to obtain secondary data, primarily from schools and department of education records.

### **2.6.1 Questionnaire**

A questionnaire is a research tool that consists of a series of questions designed to collect data from respondents. They are similar to written interviews in that they collect information and are a low-cost, rapid, and effective approach to collect significant amounts of data from a big number of people.

The researcher employed a student questionnaire in collecting data from the students and teachers questionnaire to collect data from the teachers. The questionnaires had two sections, A and B. Section A was designed to collect demographic information from respondents, mostly instructors and students, whereas Section B contained questions in the form of statements based on the study's objectives. Similarly, the questionnaire ensured that sensitive information was handled without putting the respondents under stress. For easy analysis, the surveys were created utilizing a Likert scale format. The items were rated on a five-point Likert scale, with “strongly agree” (5), “agree” (4), “neutral” (3), “disagree” (2), and “strongly disagree” (1).

### **2.6.2 Interview Schedule**

An interview schedule is a series of organized questions that have been developed to aid interviewers, researchers, and investigators in gathering information or data about a given topic or issue. Interview schedules are better for eliciting spontaneous responses or learning what the respondent truly believes or knows about a topic, as well as reducing non-response. The

interviews schedule developed by the researcher in this study was a parent's interview schedule which contained 12 items. The statements in the items were based on the objective of the research and it was administered to the parents by the researcher with the help of the research assistant.

### **2.6.3 Document Analysis**

Document analysis is a type of qualitative research in which the researcher interprets documents to give them voice and meaning in relation to a certain evaluation issue (Bowen, 2009). Because documents are manageable and practical resources, document analysis is an economical and productive technique of acquiring data. Documents are frequent and come in a number of formats, making them a very accessible and dependable data source. Obtaining and evaluating papers is significantly less expensive and time consuming. The researcher requested the class performance records for the form three learner's and analyzed their progress and performance

### **2.7 Data Analysis**

After the process of data collection, the unprocessed data was organized systematically to make analysis easier. Completed questionnaires were edited to determine whether they were complete and consistent while descriptive and inferential statistics were used to analyze data. Descriptive analysis involves analyzing data using frequency distribution, frequency, and mean. Inferential statistics on the other hand was used to determine if there was a link between the study variables using Pearson Correlation, T test, and Chi square. The data on the closed ended items in the questionnaire was summarized using tables and charts. The information gathered via open-ended

questions and the interview schedule was organized into themes that were pertinent to the study and presented in narrative style utilizing descriptions. The data was analyzed using the Statistical Package for Social Scientists (SPSS) version 23 software, which yielded descriptive statistics

### **3. RESULTS, INTERPRETATION AND DISCUSSIONS**

#### **3.1 Questionnaire Return Rate**

Out of the 137 questionnaires that were distributed, 137 which equals to 100% of the total questionnaires were collected and were presumed enough for the study. This was achieved by the researcher collecting the data herself and guiding the respondents in filling the questionnaire and clarifying and answering any concerns raised by the respondents. The researcher also managed to conduct interviews with the respective parents.

#### **3.2 Demographic characteristics of respondents**

In this research study, the demographic characteristics included the gender of the respondents, their age brackets, type of school, number of step mothers and step siblings in their family's, the type of family they come from and their average academic performance in the last three exams.

#### **3.3 Gender, Age and Type of School**

The researcher was interested with age, gender and type of school to ensure that there was equal representation of respondents from both genders, from all the type of schools within the area of study and from the possible age bracket of students. The study findings were distributed as illustrated in figure 1

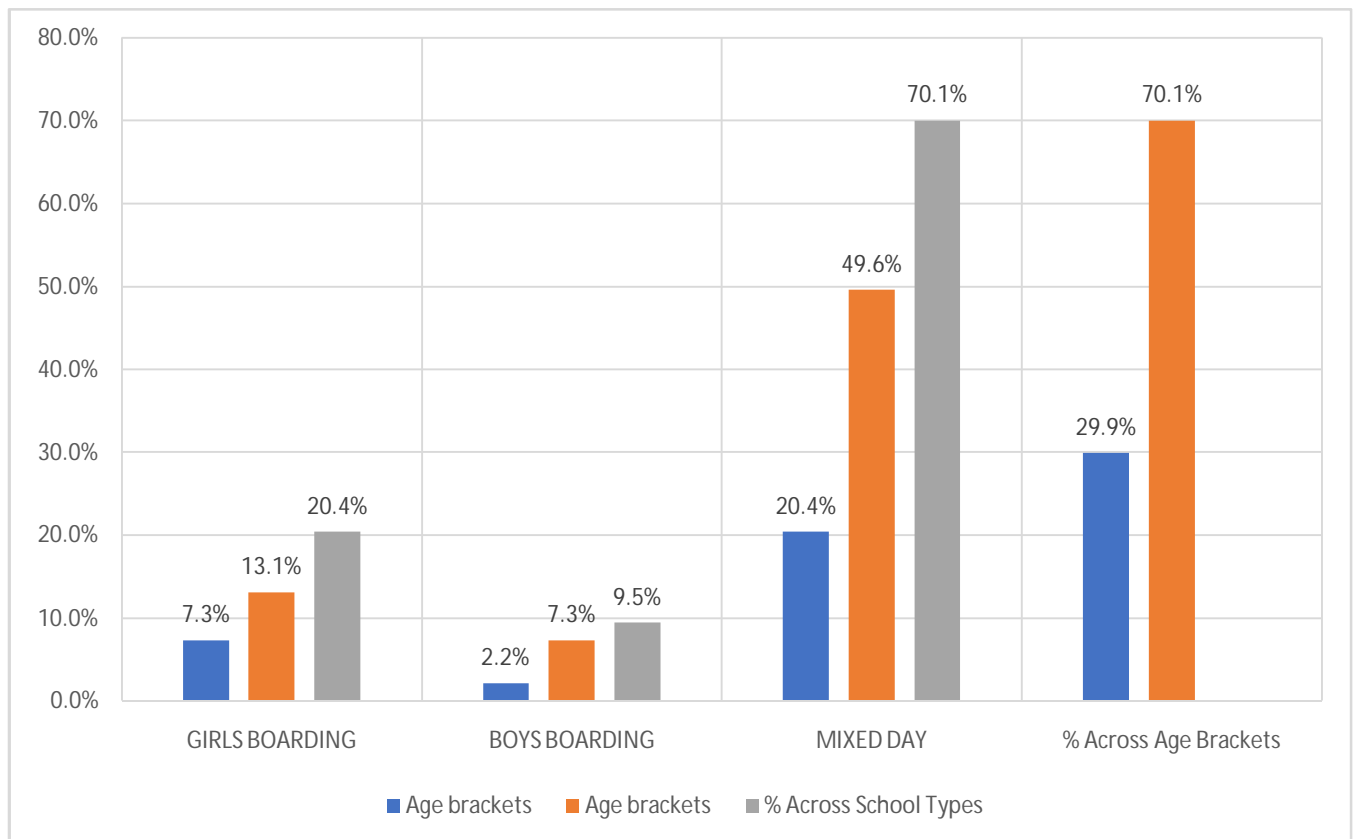


Figure 1: Gender, age and school type

The results illustrated in figure 1 shows that majority 70.1% being at the age bracket of 17-25 years with 43.8% being female and 56.2% being male and 29.9% at the age bracket of 13-16 years with 70.7% being female and 29.3 being male. The data obtained depicted a good representation of the selected population in terms of gender, this ensured that reliable data was obtained as illustrated by Thokozile (2007) that gender statistics are critical in whole process of decision making, policy making, planning, implementation and even evaluation. From these data it shows that there is a slight increase in enrollment of girl child in the schools in Narok south sub county. Also the transition and retention rate has greatly improved as seen by the number of girls in the secondary school and this can be attributed to the fact that there has been a lot of

campaigns on women and girl child empowerment that have been going on and funded by the collaboration of the government and non- governmental organization.

The researcher also asked the participants to state the school type they were in. According to the results, most (70%) of the participants were in mixed day schools 20% were in girls boarding and 10% were in boys boarding. These results are tabulated in figure 1

Regarding the type of school attended by the student respondents, it was necessary to ensure that there is a good representation of all the type of schools found within the area of study. The data on the type of school illustrate that most secondary schools in Narok South Sub County are mixed day school.

### **3.4 Distribution of respondents a cross Family type**

One of the objectives of the study was to determine the influence of family type on the academic performance of the secondary school students. To answer this, the researcher asked the participants to state the family type they came from whether it was polygamous or monogamous (nuclear) and the responses is shown in the figure 2

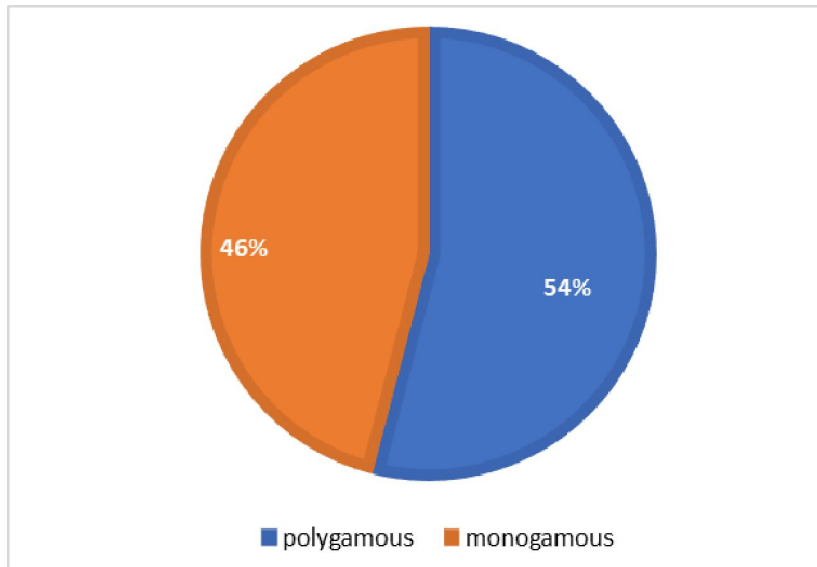


Figure 2: Distribution of respondents across Family type

The results illustrated that 54% of the participants were from polygamous families while 46% came from monogamous/nuclear families. The respondents believed that polygamous families face a lot of challenges which triggers the students to work harder in their secondary education in comparison with those from monogamous families. When the parents were interviewed on the same they comfortably confessed that they didn't have any problem with their family type and most of them said that they did not see any relationship between family type and academic performance of their students. Even parents from nuclear families could not link family type and academic performance. They believed that students' performance is determined by their hard work and discipline in school.

### **3.5 Type of Family and academic performance**

The family type was being investigated as one of the independent variables in this research. The focus of the study was on the family type and the influence it has on academic performance by seeking the opinion of the participants on the same. To get the teachers and students' opinion, the

questionnaire were structured using the **likert** scale as in SA, S, SD, D, in which respondents' were supposed to tick from the given alternatives. The results on student's response are tabulated in figure 3

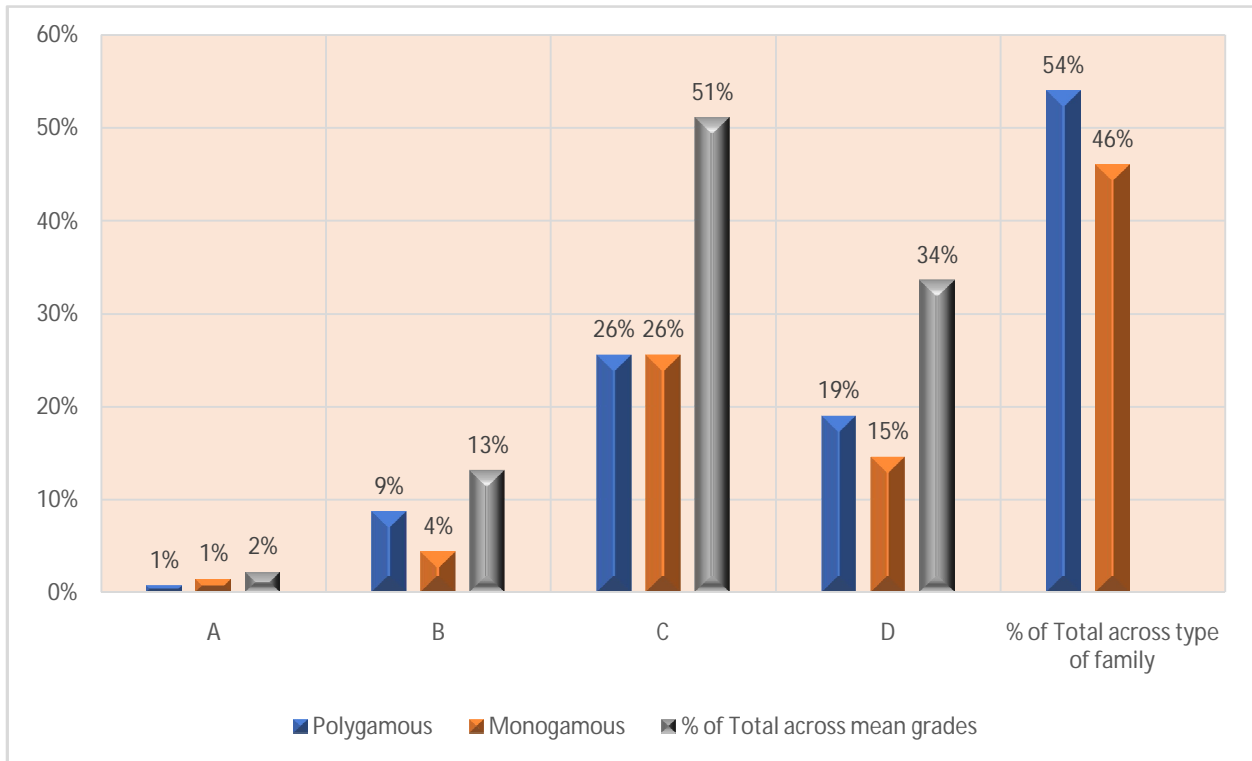


Figure 3: Influence of family type on academic performance

The findings revealed that around 51% of the total student respondent's had an average mean grade of C out of which 26% came from polygamous families and the other 26% from monogamous family type. The second group of 34% had an average performance of mean grade D with 19% coming from polygamous and 15% from monogamous family, it was followed by 13% having a mean grade of B with 9% from polygamous an 4% from monogamous and lastly 2% attained a mean grade of A 1% coming from polygamous 1% from monogamous. The findings from the teachers respondents' showed that 30% strongly disagreed, 21.2 % disagreed

and 48.5% were positive and agreed that family type influence the academic performance, this contradicted the findings of the study done by Hofferth, S. L. (2006) and reported that there were differences in educational attainment gaps between students from families where the children were with their two birth parents, and children from other family structures. They attributed this finding to how parental involvement influenced children's school performance positively.

From the interviews conducted on parents, majority of the parents did not blame or see any effect of family type on academic performance. They instead saw family types as the same depending on the financial ability of the family. According to the researchers' observation and view, this was because most parents within the area of study did not understand their responsibilities when it comes to educational support to their children and the effect of environment in students' academic performance. Though from the data collected showed that there was no significant difference between the academic performances of students from both families, this is likely to be because polygamy in the region is a normal norm and in most cases they have grown on it since. In fact, step siblings in most cases do not experience rivalry with some step mothers even acknowledging that the older wives participate in marrying the younger ones by their husbands. This means that psychologically, they don't get distracted or bothered by their family type.

### **Relationship between family type and academic performance of students in public secondary schools.**

The first hypothesis sought to investigate the significant relationship between family type and academic performance of students in public secondary schools in Narok South Sub County- Narok County, Kenya. A five-point likert scale was used to measure academic performance of students in public secondary schools and the results. A t- test for family type and academic performance was carried out and the results are shown in table 2.

Table 2 Influence of family size on academic performance:

<b>Group Statistics</b>				
<b>Type of family</b>		<b>N</b>	<b>Mean</b>	<b>Std. Deviation</b>
<b>Academic marks</b>	Polygamous	74	50.7432	10.39107
	Monogamous	63	50.0476	11.72869
<b>Independent Samples Test</b>				
		t-test for Equality of Means		
		<b>T</b>	<b>Df</b>	<b>Sig. (2-tailed)</b>
<b>Academic marks</b>		0.368	135	0.713

From the Independent samples test results, the findings showed that the family type the students come from had no significant influence on the academic performance of students of Narok south sub county 0.713 at 0.05 level of significance. This suggests that the academic performance of students is the same regardless of the family type they come from and this led to the acceptance of the null hypothesis on the influence of family type on academic performance. This could be brought about by the fact that the family set up among the locals is polygamous. Children have been brought up in it and it's not anything new that they finding it hence no psychological disturbance.

## **SUMMARY, CONCLUSIONS AND RECOMMENDATIONS**

The study looked on the impact of family type on secondary school students in Narok South Sub County's academic performance. It was specifically looking at polygamous and nuclear (monogamous) family types. According to the findings, 54 percent of pupils originated from polygamous families, whereas 46 percent hailed from monogamous families. Students from nuclear families performed equally the same as their counterparts from polygamous family types. The study's correlation analysis revealed that the family type from which the students came from had no significant impact on their academic performance. This contradicted the findings of Hofferth, S. L. (2006), who found variations in educational attainment between students from homes where the children lived with both parents and children from alternative family arrangements. They attributed this finding to the positive impact of parental participation on children's academic progress. They detailed a circumstance in which a teenager who grew up in a single-parent or step-family received less encouragement and assistance with schoolwork in comparison to an adolescent who grew up with both natural parents. For this case, it's totally different and this could be because of the family set ups and the uniqueness of residence culture.

### **Conclusions**

Based on the study findings, the researcher concluded that the family type had no influence on academic performance. Polygamous family had a slight negative influences on the students' academic performance especially if the number of spouses are many but it was not significant. The little available resources are shared among the many family members and the father's attention becomes scarce for they don't get enough time to attend to an individual child and this makes the children work hard to better their lives. The study also revealed that in most polygamous homes the burden of helping children with school work is left to the mothers. In

conclusion family type and its influence on academic performance depends on other factors such as the culture of the place of study, exposure of parents among others.

## Recommendations

From the study's findings, the researcher made the following recommendation:

- I. That parents be sensitized and trained or given knowledge on how family type, size and their involvement impact their children's academic success in public secondary schools.

## References

1. Hofferth, S. L. (2006). Residential father family type and child well-being: Investment versus selection. *Demography*, 43(1), 53-77.
2. Nato, P. B. (2016). Analysis of family type influence on academic performance among secondary school students in Bungoma East Sub-county, Kenya. *International Journal of Secondary*
3. Uwaifo, V. O. (2008). The effects of family type and parenthood on the academic performance of Nigerian University students. *Studies on Home and Community Science*, 2(2), 121-124.
4. Ella, R. E., Odok, A. O., & Ella, G. E. (2015). Influence of family size and family type on academic performance of students in Government in Calabar Municipality, Cross River State, Nigeria. *International Journal of Humanities Social Sciences and Education*, 2(11), 108-114.
5. Emeke, E. A. (2004). Relationship between personal problems and study habit of Nigerian Adolescents
6. Sun, Y., & Li, Y. (2011). Effects of family type type and stability on children's academic performance trajectories. *Journal of Marriage and Family*, 73(3), 541-556.
7. Xinhua, W., & Sheng, W. (2010, August). Performance comparison of LEACH and LEACH-C protocols by NS2. In *2010 Ninth International Symposium on Distributed Computing and Applications to Business, Engineering and Science* (pp. 254-258). IEEE.

8. Adenike, A. O. (2013). Effects of family type (monogamy or polygamy) on students academic performance in Nigeria. *International journal of psychology and counselling*, 5(8), 153-156.

UNDER PEER REVIEW