

## Original Research Article

### Development and evaluation of multifunctional tillage implement

#### Abstract

In order to improve mechanization level in India, a low cost tractor that can be afforded by a normal farmer and also suitable for Indian land size is very much required. One way to reduce the cost of mechanization is optimum utilization of the tractor power for any agricultural operation. For ~~this matching implements~~ these matching implements are required for the developed tractor which can use the tractor rated power optimally. To further reduce the cost of operation, two tillage operations can be combined by combining two implements. Hence a combination tillage ~~implement~~ implements consisting of ~~cultivator~~ Cultivator and ~~disk~~ Disk harrow Harrow (C-DH) was developed. The developed C-DH implement was tested in the Research Farm of College of Agricultural Engineering, Madakasira. The tests were carried out with two speeds and three different depths in each speed. The plots of 50×25 m size were selected for the test parameters such as speed of operation, time required to travel 25 m test length, turning time, depth of operation, width of operation were recorded. Quality of work was judged by the MMD of soil aggregates collected before and after operating C-DH implement in the plot and conducting sieve analysis. From the test results, the average field capacity of the C-DH implement was found to be 0.30 and 0.61 ha/h at 1.8 and 3.4 km/h respectively. The overall performance was expressed in term of Performance Index and was found to be 548.54 at the depth of 13 cm and speed of 3.4 km/h.

Comment [DAR1]: Explain, please.

**Keywords** – *Combination innplement, Mini Tractor, Tractive force, Soil parameters.*

#### 1. Introduction

Indian agriculture account for nearly 14.2% of the gross domestic product and involves over 58.2% of population (Anon., 2011a). The biggest challenge before the agricultural sector of India is to meet the growing demands of food for its increasing population from 1.21 billion in the year 2011 to 1.6 billion by the year 2050 (Anon., 2011a). Since the cultivated area has remained nearly constant (142 Mha) (~~142 Mha~~; Anon., 2011b) over the years, the only option to increase food production is to increase the productivity of land. This can be achieved by increasing cropping intensity and reducing turnaround time through increased mechanization. However, the mechanization level in India is quite low. The application of machines to agricultural production has been one of the outstanding developments in Indian agriculture. The efficient utilization of

available resources and timeliness of agricultural operation are the major factors influencing the productivity level of agricultural commodities.

Conventional tillage employs many passes over a field with various soil-turning and soil-pulverizing equipments: mouldboard plough, disk harrow, spike-toothed harrows and cultivators etc. Such conventional tillage operations require expensive machinery and high fuel consumption and contribute to compaction of the soil (Claassen, 1996). Also in conventional tillage practises most of the Indian farmer utilizes the available tillage implement with any ranges of tractor power, consequently –there is improper matching of tractor and implement combinations resulting in under loading of –tractor engine hence, poor efficiency (Alam, 2000)–. These difficulties can be overcome by either increasing speed of operation and width of cut of tillage implements or reducing the number of passes required for tillage operations to prepare the seedbed without sacrificing the quality of work.

As the land sizes in India are small, the scope for increasing the speed or width of existing implements is less feasible. Hence, reducing the number of passes by combining two or more field operations with the use of combination tillage implements may provide better solution (Sahu and Raheman, 2006). The combination tillage implements also help in reducing time, labor and fuel costs for seedbed preparation (Downs, 2003).

The combination tillage implement comprises either active-passive or passive-passive tillage elements. Some studies on development and performance evaluation of 2WD tractor drawn combination tillage implements have been conducted in India (Kumar and Manian, 1986; Manian et al., 1999; Kailappan et al., 2001a and b., Sahu, 2006).

However, the active element present in active-passive combination tillage implement produces negative draft that may require further energy inputs to control the tractor steering and three-point hitch and is also harmful to the drive train of tractor (Wismer et al., 1968). It was reported that the passive-passive combination tillage implements outperformed the conventional tillage practices in fuel consumption, time requirement and cost of operation (Sahu and Raheman, 2006). Hence such types of implements are very much required for low kW tractors (8-15 kW).

**Comment [DAR2]:** Like what?

**Comment [DAR3]:** There are current authors who discuss conventional and no-tillage very well, like Nunes, Denardin, Reis, Ribeiro

In India cultivator can be used as versatile implement i.e. it can be used as secondary as well as primary tillage tool in case of soft soil condition and it requires relatively low power per meter of width, (Kepner et.al., 1987). Disk harrow is the most common equipment used for clod breaking rather than weed control or residue mixing (Hajiahmad, 2006). Hence combination of these two passive-passive tillage implements may be tried for low power tractors.

In the context of the above knowledge, there is a strong need for development and evaluation of passive-passive tillage implements for effective utilization of tractor power there by to get maximum tractive efficiency and to reduce the input sources. This project was therefore, undertaken with the following objectives:

Comment [DAR4]: ????

- (i) To develop a passive - passive combination tillage implement (Cultivator and Harrow)
- (ii) To evaluate the performance of the developed implement under actual field condition.

The performance of different tillage implements ~~were~~was evaluated on the basis of clod size distribution, fuel consumption, drawbar power, time requirement and cost of tillage operation. Some major findings in this regard are reviewed below:

The idea of using sequence of tillage implements in combination is fairly old. Spoor and Godwin (1978) conducted field tests with tandem tool configurations (two chisel plows followed by a deeper winged subsoiler) in a clay soil. The results showed that the draft of tandem tool configurations at different spacing and depths of chisel plows was less than the draft of the winged subsoiler alone due to loosening of the top layer of soil by the chisel plows.

Bukhari *et al.*, (1982) reported that there was no need for other operations for refining the seedbed due to proper shattering of the soil when the furrow slice of moldboard plow was subjected to operation of any secondary tillage implement (CH-clod buster, IH-coil tine harrow, Broy hill tilling tool, PLH-20 coil tine harrow, pressure-matic harrow and spike tooth harrow).

-Weise (1993) performed experiments with a combined tillage implement consisting of wing tines and a rotor with tines. The effect of the distance between the wing tine and the rotor on power consumption was found to be less. Increasing the distance between the wing tine and the rotor reduced the danger of blockage by straw. It was also reported that the rotor tines destroyed mainly the large clods left by the wing tines. Shinnars *et al.*, (1990 and 1993) developed two combination tillage machines. The first machine had two active and two ~~passive~~~~passives~~ ~~sets~~~~sets~~, and the second machine consisted of an active rotary powered tillage set with conventional passive chisel tines.

It was reported that combination machines required less draft and drawbar power than similar machines using purely passive tillage tools although total power consumption was same. The combination machines were more energy efficient than similar passive tillage tools.

Upadhyaya *et al.*, (2001) developed a one-pass tillage implement called, Incorpramaster and compared its performance with conventional tillage methods (stubble disking and land planning) with a 385 hp 4WD tractor. It was found that the developed machine outperformed the conventional land preparation methods in fuel consumption and time by 19-81 and 67-83% respectively. The mean soil particle size created by the one-pass tillage implement was comparable to that produced by conventional tillage methods.

Loghavi and Hosseinpour (2002) attached a roller behind a mouldboard plough to combine primary and secondary tillage operation. It was noted that draft and clod mean weight diameter (MWD) significantly decreased comparing to separate operation. ~~Moreover~~~~Moreover~~, soil surface was more uniform than using mouldboard plough and disk harrow as a common method. Javadi and Shahidzadeh (2005) developed combined equipment with chisel plough behind of mouldboard plough and indicated that the combined plough enabled to break plough pan during ploughing in one pass and would avoid un-necessary sub-soiling in deep soil layers separately.

Hajiahmad and Javadi (2006) developed a combine machine consisting of disk harrow and Cambridge roller for sufficient clod breaking as well as surface uniformity in one pass and shortest possible time. The results of test indicated that combine machine improved some physical properties of soil which was important for secondary tillage such as clod breaking and surface uniformity. And no significant difference was noted between combined machines and

Formatted: Font: Not Italic

disking twice in most parameters. -In India, few researchers have also developed combination tillage implements for below 40 hp tractors. Nagaiyan (1983) developed and tested a tractor drawn combination tillage implement consisting of two passive furrowers on both sides of the rototiller and leveler in the rear. The results indicated that the cost of operation was reduced by 50% as compared to the conventional tillage practice.

Kumar and Manian (1986) reported that by using combination tillage implements, the existing tractor power was better utilized in the field. Due to simultaneous operations of both primary and secondary tillage implements, ten hours of tractor operation was saved per hectare when compared to conventional field operations, viz. moldboard plow plus cultivator plus disk harrow operated separately. It was also reported in the above two studies that only one-third of the total energy input in conventional tillage operations was needed for the combination tillage implements to manipulate the soil for satisfactory seedbed preparation.

Sahay (1991) evaluated the performance of a power tiller operated combined machine for tilling of unsaturated sandy clay loam soil in terms of specific energy, mean weight diameter and inverse performance index. It was reported that the combined machine gave better performance than the rotary of the power tiller alone in all respects. Manian (1999) reported that there was a reduction in operating cost and energy consumption during seedbed preparation with a combination tillage-bed furrow-former by 47 and 39% respectively.

Similarly, Manian and Kathirvel (1999) also reported that the energy, time and cost of operation for a combination tillage tool consisting of 16 tine rotary tiller and 2 to 4 chisel plow were reduced by 64.7-71.3, 61.7-69.9 and 62.2-70.3% respectively as compared to the combination of different implements when operated separately to obtain almost the same quality of tilth in black clay loam soil. Kailappan et al., (2001a and 2001b) developed a combination tillage implement to perform both primary and secondary tillage operations in the field simultaneously in a single pass utilizing both tractive and rotor power available in the tractor wheels and PTO shaft respectively. It was found to improve aeration, water holding capacity and pulverization of soil while saving 44-55 and 50-55% in cost and time respectively when compared with different combinations of moldboard plow, disk plow,

cultivator and disk harrow operated separately. Sahu and Raheman (2006) conducted experiment using different combination tillage implement and found that the tillage practices involving combination implements outperformed the tillage practices involving respective individual implements in fuel consumption and time by 14.3 to 47.4 and 30.2 to 59.6% respectively.

## 2.0 Dynamic Force Analysis of Tractor - Mounted Implement Combination

### Dynamic rear wheel reaction ( $R_r$ )

The dynamic weight on tractor axles is required to study the determine weight retained on the tractor front axle. Considering force and moments in Fig.1, the dynamic reaction on tractor rear wheel,  $R_r$ , and front wheels,  $R_f$  can be expressed as follows.

Fig. 1 Forces acting on tractor- mould board plough combination

$$R_r = \frac{W_t(L + e_f - X_{cgt}) + (W_m + P_y)(X_{cgi} + H_d + L + e_f) - DY_d}{L - e_r + e_f}$$

$$R_f = (W_t + W_m + P_y) - R_r$$

In the present investigation, the dynamic wheel reaction was measured by using the empirical equations. The performance of a tractor-implement combination could be evaluated on the

Formatted: Body Text 2, Right: 0.19", Line spacing: 1.5 lines, Adjust space between Latin and Asian text, Adjust space between Asian text and numbers

basis of quantity and quality of work done by the implement and fuel energy input to the tractor and are discussed as follows:

## 2.1 Measurement of soil properties

In present study, the implement was tested in Red soil and considered as a medium structured soils, hence as per ASABE standard, the soil specific  $\mu$ -parameter used for draft force measurement and the cone index of the soil was assumed as 1100 kPa.

**Comment [DAR5]:** Please present the classification of the soil according to the FAO or USDA and also present the granulometric content of sand, silt and clay in the layers of the evaluated soil, please.

**Comment [DAR6]:** According to whom?

**Formatted:** Highlight

**Comment [DAR7]:** Why?

### 2.1.1 Draft prediction

The horizontal component of resultant force required to pull a machine in the field is draft. According to ASAE standard 1997 D497.3, it can be calculated by

$$D = F_j (A + BV_a + CV_a^2) * W * d_1 \quad (1)$$

where  $F_j$  is dimensionless soil texture adjustment parameter ( $F_j = 1$  for fine, 2 for medium and 3 for coarse textured soils), and A, B and C are machine specific parameters,  $V_a$  = actual speed of operation, km/h,  $W$  = width of operation, m and  $d_1$  = Depth of Operation, cm.

**Comment [DAR8]:** Now the authors must, in fact, present the content of the soil size fractions

### 2.1.2 Volume of soil handled

The volume of soil handled per unit time could be expressed as:

$$V_s = AFC \times T_d \times 10000 \quad (2)$$

Where  $V_s$  = volume of soil tilled per unit time,  $m^3/h$ ;

—  $T_d$  = depth of operation, m;

—  $AFC$  = actual field capacity, ha/h

**Formatted:** Indent: Left: 0", First line: 0"

#### 3.3.1.1 Soil inversion

**Comment [DAR9]:** ??????????

2.1.3 The inversion of soil ( $S_i$ ) could be expressed as:

$$S_i = \frac{W_b - W_a}{W_b} \times 100 \quad (3)$$

Where  $S_i$  = soil inversion, %

$W_b$  = weight of weeds before tillage operation, g,  $W_a$  = weight of weeds after tillage operation, g

#### 2.1.4 Fuel energy input to the tractor

The fuel (diesel) energy input ( $F_e$ ) to the tractor to carry out a tillage operation could be expressed as:

$$F_e = FC \times CV \quad (4)$$

Where,  $F_e$  = fuel energy input, MJ/ha,  $FC$  = fuel consumption, l/ha,  $CV$  = calorific value of diesel, MJ/l

#### 2.1.5 Overall performance

Considering the above mentioned parameters, an index known as ~~performance~~ Performance index-Index (PI) could be used to find out overall performance tillage implements. The PI is considered to be directly proportional to depth, AFC and  $S_i$  and inversely proportional to draft. Mathematically, it could be expressed as:

$$PI = \frac{T_d \times AFC \times S_i}{D} \quad (5)$$

Where,

PI = performance index,  $T_d$  = depth in cm, AFC = effective field capacity in hectare per hour,  $S_i$  = soil inversion,  $D$  = draft in kgf per  $cm^2$ .

Formatted: Indent: Left: 0"

### 3. Development of Combination Tillage Implement

#### 3.1 Design considerations

The following design requirements were considered for the proposed combination tillage implements. In most part of a country soil condition is soft, so people generally use cultivator as primary tillage implement instead of M.B. plough. ~~Therefore~~ Therefore, cultivator is selected as front passive set for opening of soil and better cutting action and disk harrow was selected for better pulverization.

The depth of operation of the single-acting disk harrow (rear passive set) was kept same as that of cultivator (front passive set). As there may be undulations in the field so to maintain

constant depth of harrow hinge is provided. Because of hinge the harrow will go down by its own weight and maintain a constant depth. As hinge is provided there may be problem in transporting the implement and also will create problem during turning.

To overcome these problems a nut-bolt is provided on the support frame to limit the depth of harrow up to certain limit. The rear passive set should cover the tilled soil made by front passive set. The cutting width of the implements should cover the wheel track of the tractor. The size and weight of the implements should not affect the stability of the tractor. The implements should be capable of operating in light and medium soils under normal tillage conditions without soil clogging. The implements should be fully mounted type for good maneuverability during tillage operation and transport. Combination tillage implement consisted of a 9-tine cultivator and a 6x6 single-acting disk harrow in sequence as shown in Fig. 2.

Formatted: Indent: First line: 0"



a) Back view



b) Side view

Fig. 2 Cultivator with single-acting disk harrow (C-DH) combination tillage implement.

A detailed description on design considerations and design of various components of combination tillage implements are given in the following sections.

### 3.2 Design of components

For combination tillage implement, the front passive set was selected as cultivator because of its popularity for use of primary tillage as an alternative for mould board plough. Only the rear passive set with supporting frame was designed. It comprised a single-acting disk harrow and one assembly frame to mount the rear set.

### 3.2.1 Single-acting disk harrow

The following design requirements were considered for single-acting disk harrow.

The overall cutting width of the harrow was kept as 0.85 m with a gap of 0.04 m at the center to cover the soil opened by 5x17 cm cultivator. The side forces on the disks in the single-acting disk harrow should balance each other so that the lateral stability of the implement was not affected. The 40 cm sizes of disks were used because small diameter disks penetrate more readily than do large disks, i.e., they require less vertical force to hold them to given depth. The harrow should be kept behind the cultivator with certain gap to avoid clogging. Adequate overlap was provided to minimize the untilled soil. A two-section single action configuration was selected with the disk gangs' end on. This would ensure balance of the lateral forces and reduce the overall length of the implement.

### 3.2.2 Frame assembly

The frame assembly was designed considering the following requirements: The frame should be able to support the main sub assembly of single-acting disk harrow. It should be adequate to withstand bending, torsion and shear forces to be experienced during tillage operation. It should be a simple welded structure having a section modulus with maximum strength and minimum weight.

## 3.3 Instrumentation for Field Tests

A Mahendra-, 2WD tractor (32.8 kW) with the developed tillage implement was used for conducting field experiments. The draft requirements of tillage implement, fuel consumption of the tractor during field operations were

### 3.3.1 Fuel consumption measurement system

Study was conducted in selected plot for fuel consumption of tractor. Before operation, the fuel tank of tractor was filled with fuel up to brim. Tractor was operated with disk harrow and cultivator in the plot. Fuel was filled again in tank after 18 minutes of operation. The additional fuel which was filled at this time was measured. Thus, fuel consumption was computed in liter per hour.

## 4. Experimental Procedure for Field Tests

All the field experiments were conducted on a Research farm of College of Agricultural Engineering, Madakasira

#### 4.1 Measurement of soil properties

In order to quantify the soil condition, bulk density, moisture content and cone index data were obtained in each plot. The bulk density and moisture content were measured with core samples taken for a depth of 150 mm while cone index values were measured with the hand operated cone penetrometer following the procedure outlined in section 3.2.1. These soil data were collected from five different locations for each plot.

**Comment [DAR10]:** In this section there is nothing about Penetration Resistance

#### 4.2 Fuel consumption

Before operation, the fuel tank of tractor was filled with fuel upto brim. Tractor were operated with disk harrow and cultivator in the plot. Fuel was filled again in tank after 18 minutes of operation. The additional fuel which was filled at this time was measured.

#### 4.3 Test procedure

The test procedure followed during the field tests are explained in two sections. One section is for draft measurement and other section is for performance parameters for combination tillage implements.

### 5. Results and Discussion

#### 5.1 Performance parameter for combination tillage implement

Before each test, the soil data were collected. This test was carried out in a 50×25 m plot for the tillage practice and was replicated thrice. The tillage performance parameters such as soil pulverization, soil inversion, fuel consumption, actual field capacity, width, depth, speed, turning time for 180° turn of a tractor-implement combination were measured.

The weeds were collected randomly from five places of size 30×30 cm each in the untilled plot. Then, the tillage implement was operated on the given soil condition. During tillage operation, the time taken to cover a distance of 25 m was noted for 10 times to measure the average speed of operation. The depth and width of tillage operation were measured along the

furrow made by the tillage implement. After completion of the tillage operation, the time of completion of tillage operation was noted down. At the end of tillage practice, the soil samples and weeds were collected randomly from five places of the tilled plot to determine soil pulverization and inversion respectively.



Fig. 3 Testing of developed combination tillage implement

### 5.2 Slip

The slip data obtained from the field experiments of C-DH at different depths and speeds was measured. It was observed that, the slip of driving wheels of the tractor with C-DH was found to be within the range of 5.6 to 7.8 % for the given set of test conditions. It increased with increase in depth, and speed. This behavior could be due to higher draft requirement of an implement with increase in depth and speed causing thrust requirement at drive wheels to increase and thus resulting in more slip.

### 5.3 Performance index

The performance index of the tractor-implement combination was evaluated on the basis of soil inversion, depth of cut, actual field capacity and unit draft. The overall performance of the tractor implement combination was expressed in terms of performance index

### 5.4 Soil inversion

The soil inversion was determined by weighing the weeds collected from an area of 30×30 cm before and after a tillage operation carried out by the tillage implements tested using Eq. 3. In the combination of cultivator and disk gang pulverization is better so proper inversion was

not possible. As depth was increased the inversion was also increased, because volume of soil handled was increased at higher depth. From Table 1, it can be seen that the soil inversion was less as higher speed, because at high speeds the clods were pulverized more rather than getting inverted.

### **5.5 Volume of soil handled per unit time**

The volume of soil handled per unit time during tillage operation was calculated knowing the implement width, speed and depth of operation for each tillage implement tested and was found to be varying from 345.78 to 795.6 to m<sup>3</sup>/h as reported. With increase in either speed of operation or depth, volume of soil handled increased.

### **5.6 Actual field capacity**

Actual field capacity is the result of time lost during the field operation for turning, idle travel, operator's skill etc. Depth of operation does not have greater effect on actual field capacity. Average field capacity for 1.8 and 3.4 km/h was 0.306 and 0.612 ha/h respectively.

### **5.7 Fuel consumption**

The fuel consumption of the tractor during tillage operation with cultivator varied from 1.12 l/h to 1.43 l/h as the depth changes from 8.4 to 14.3 cm. The fuel consumption of the tractor during tillage operation with harrow varied from 1.01 l/h to 1.24 l/h as the depth changes from 8.4 to 14.3 cm. The fuel consumption of the tractor during tillage operation with combination tillage equipment varied from 1.16 l/h to 1.62 l/h as the depth changes from 8.4 to 14.3 cm. The effect of depth of operation on fuel consumption of test tractor is shown in Fig. 4.

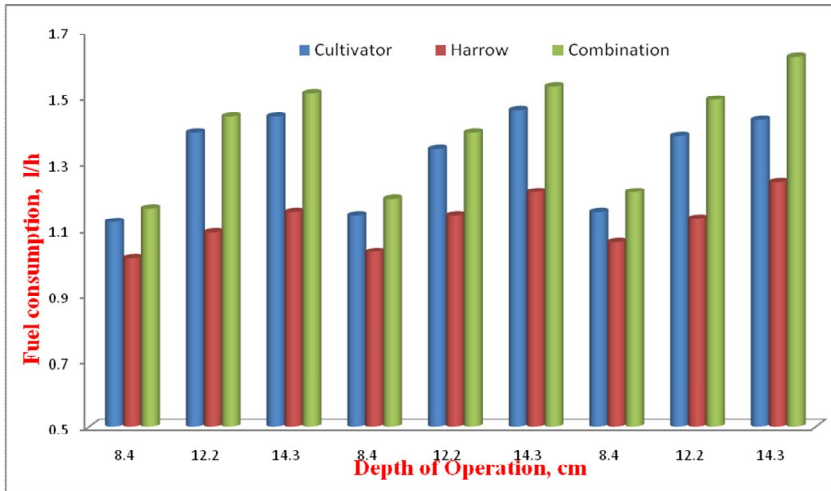


Fig.4 Effect of depth of operation on fuel consumption

### 5.8 Operating Time

The time of operation of the tractor during tillage operation with cultivator under L1, L2, L3 gears varies from 1.59 to 2.49 h/ha, 1.5 to 2.40 h/ha, 1.45 to 2.35 h/ha as the depth changes from 8.4 to 14.3 cm. The time of operation of the tractor during tillage operation with harrow under L1, L2, L3 gears varies from 1.46 to 2.36 h/ha, 1.38 to 2.28 h/ha, 1.32 to 2.22 h/ha as the depth changes from 8.4 to 14.3 cm. The time of operation of the tractor during tillage operation with combination tillage implement under L1, L2, L3 gears varies from 1.62 to 2.52 h/ha, 1.58 to 2.48 h/ha, 1.54 to 2.44 h/ha as the depth changes from 8.4 to 14.3 cm. The comparison of time taken for field operations with different implements is presented in shown in Fig. 5

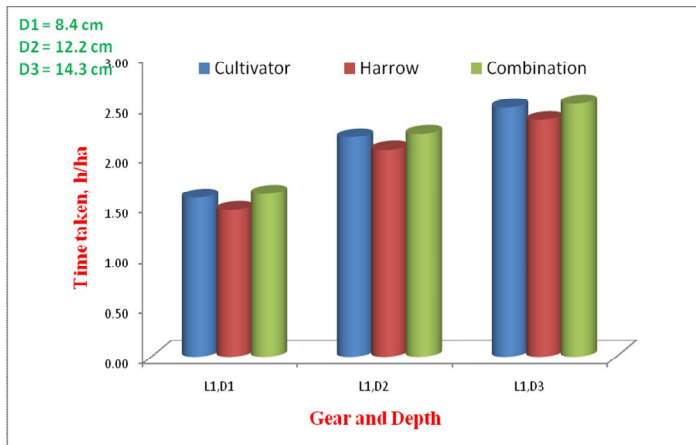


Fig.5 Comparison of time taken for field operations with different implements

### 5.9 Dynamic wheel reaction

The Dynamic wheel reaction of the tractor during tillage operation with cultivator varied from 1823 to 1840 kg, as the draft changes from 677 to 747 kg. The Dynamic wheel reaction of the tractor during tillage operation with harrow varied from 1598 to 1613 kg, as the draft changes from 553 to 612 kg. The Dynamic wheel reaction of the tractor during tillage operation with cultivator varied from 2350 to 2382 kg, as the draft changes from 1230 to 1359 kg. The effect of draft force on dynamic rear wheel reaction of test tractor is shown in Fig. 6

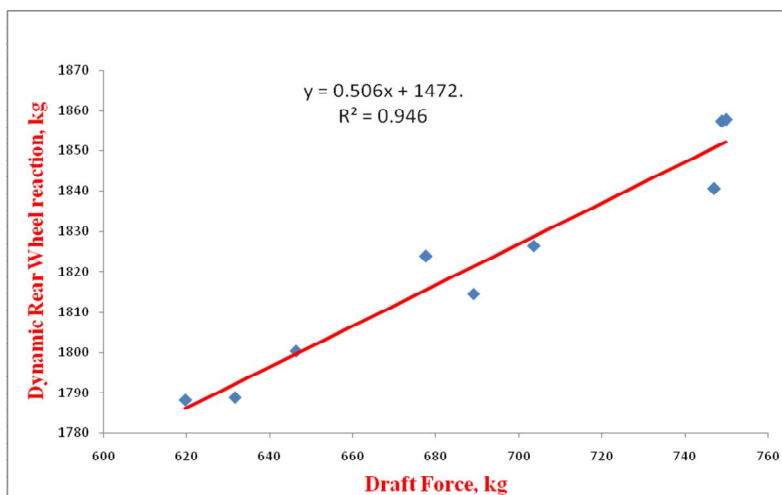


Fig. 6 Effect of draft force on dynamic rear wheel reaction of test tractor

### 5.10 Performance index

The overall performance of different tillage implements tested during the study was expressed in terms of performance index (PI). It was computed using Eq. 5 and the results obtained are presented in Table 1. The highest performance index of 548.54 was observed for the C-DH implement operating at 13 cm depth and 3.4 km/h speed of operation.

Table 1. Performance index of implement with different depth and speed of operation

Speed, km/h	Depth of operation, cm	Soil inversion ( $S_i$ ), %	Volume of soil handled per unit time ( $V_s$ ), $m^3/h$	Actual field capacity (AFC), ha/h	Draft, $kgf/cm^2$	Fuel consumed per unit time ( $F_u$ ), l/h	PI
1.7	11.3	58.09	345.78	0.306	0.15	1.2	330.75
	12.9	62.24	394.74	0.306	0.15	2.2	378.17
	13.2	64.88	403.92	0.306	0.15	2.2	354.99
3.35	11.0	54.17	673.2	0.612	0.20	3.3	446.01
	12.7	57.34	777.24	0.612	0.19	3.3	528.65
	13.0	61.13	795.6	0.612	0.19	3.3	548.54

### 6. Conclusions

Based on the results of this study, the following specific conclusions were drawn:

- i. The developed C-DH implement can be operated up to the depth of 14 cm at a ~~forward speed~~ forward speed of 4 km/h.
- ii. The average field capacity of the developed C-DH implement was found to be 0.306 and 0.612 ha/h for the speed of 1.8 and 3.4 km/h.
- iii. The overall performance of the developed C-DH implement could be expressed in terms of performance index taking into account the MMD of soil aggregates, inversion, volume of soil handled per unit time and draft. The PI of the developed C-DH implement was found to be 548.54 at 13 cm depth and 3.4 km/h speed of operation.
- iv. Time saving varied from 54.4 % to 60 %

- v. Fuel saving varied from 51.9 % to 53.1 %
- vi. Maximum tractor power utilization can be possible.
- vii. Traction force of tractor can be increased.

### **REFERENCES**

- Alam A 2000. Farm mechanization: Rising energy intensity. *The Hindu Survey of Indian Agriculture*. 2000: 181-191.
- Bukhari SB, Laszlo L, Istavan J and Janos B, 1982. Tillage machines combined with moldboard plow. *Agricultural mechanization in Asia, Africa and Latin America*, 13(2): 51-55.
- Downs HW, 2003. Combination tillage tools. OSU Extension Facts No. 1222. Oklahoma State Cooperative Extension Service. USA.
- Hajiahmad A and Javadi A, 2006. Effect of a New Combined Implement for Reducing Secondary Tillage Operation; *International Journal of Agriculture & Biology*, vol. 8:724-727.
- Kailappan R, Manian R, Amuthan G, Vijayaraghavan NC and Duraisamy G, 2001a. Combination tillage tool - I (Design and development of a combination tillage tool). *Agricultural mechanization in Asia, Africa and Latin America*, 32(3): 19-22.
- Kailappan R, Swaminathan HR, Vijayaraghavan NC and Amuthan G, 2001b. Combination tillage tool - II (Performance evaluation of the combination tillage tool under field conditions). *Agricultural mechanization in Asia, Africa and Latin America*, 32(4): 9-12.
- Kepner RA, Bainer R and Barger EL, 1978. *Principle of farm machinery*, 3rd Edition. The AVI Publishing Company, Inc. USA.
- Kumar VJF and Manian R, 1986. Tractor-drawn combination tillage tool. *Agricultural mechanization in Asia, Africa and Latin America*, 17(1): 31-36.
- Loghavi M and A Hosseinpoor, 2002. "Investigating the effect of attaching roller to mouldboard plough on primary and secondary tillage operation". *Proceeding of Second National Congress on Farm Machinery and Mechanization*, Karaj, Iran.

Manian R, Nagaiyan V and Kathirvel K, 1999. Development and evaluation of combination tillage bed furrow-former. *Agricultural mechanization in Asia, Africa and Latin America*, 30 (4): 22 - 29.

Manian R, Nagaiyan V and Kathirvel K, 1999. Development and evaluation of combination tillage bed furrow-former. *Agricultural mechanization in Asia, Africa and Latin America*, 30 (4): 22 - 29.

Sahu RK, and Raheman H, 2006. Draught Prediction of Agricultural Implements using Reference Tillage Tools in Sandy Clay Loam Soil *Biosystems Engineering*, Volume 94, Issue 2, June 2006, 275-284.

Shinners KJ, Alcock R and Wilkes JM, 1990. Combining active and passive tillage elements to reduce draft requirements. *Transactions of the ASAE*, 33(2): 400-404.